



US00D879275S

(12) **United States Design Patent**
Mano

(10) **Patent No.:** **US D879,275 S**

(45) **Date of Patent:** **** Mar. 24, 2020**

(54) **DEHUMIDIFIER**

(71) Applicant: **IRIS OHYAMA INC.**, Sendai-shi,
Miyagi (JP)

(72) Inventor: **Kazunori Mano**, Kakuda (JP)

(73) Assignee: **IRIS OHYAMA INC.**, Sendai-shi (JP)

(**) Term: **15 Years**

(21) Appl. No.: **29/653,654**

(22) Filed: **Jun. 18, 2018**

(30) **Foreign Application Priority Data**

Dec. 19, 2017 (JP) 2017-028250

(51) **LOC (12) Cl.** **23-04**

(52) **U.S. Cl.**
USPC **D23/359**

(58) **Field of Classification Search**
USPC D23/355-366, 352, 369, 332, 333, 335,
D23/336, 342, 351; 422/120, 122;
55/356, 473, 504; 96/97; D14/188, 170,
D14/172; 261/DIG. 17; D18/34.6
CPC .. A61L 9/16; A61L 9/22; B01D 47/00; B01D
47/027; B01D 2221/02; B01D 2259/4508;
B03C 3/155; B03C 3/368; F24F 3/16;
F24F 13/20; F24F 13/28; F24F
2001/0096

See application file for complete search history.

(56) **References Cited**

U.S. PATENT DOCUMENTS

D150,562 S * 8/1948 Ferar D23/342
D319,306 S * 8/1991 Yamazaki D23/333
D451,084 S * 11/2001 Su D14/155
D503,221 S * 3/2005 Miller D23/333
D507,340 S * 7/2005 Shapiro D23/335
D518,563 S * 4/2006 Blateri D23/335
D537,512 S * 2/2007 Nakajima D23/359

D549,307 S * 8/2007 Chiu D23/333
D549,308 S * 8/2007 Chiu D23/333
D575,857 S * 8/2008 Chiu D23/333
D582,025 S * 12/2008 Zobebe D23/366
D634,828 S * 3/2011 Nakamura D23/355
D658,280 S * 4/2012 Niki D23/364
D676,537 S * 2/2013 Yoo D23/359
D683,439 S * 5/2013 Choi D23/364
D684,247 S * 6/2013 Chouji D23/364
D699,332 S * 2/2014 Chiu D23/333
D702,825 S * 4/2014 Satou D23/364
D725,758 S * 3/2015 Kim D23/333
D729,919 S * 5/2015 Yeom D23/359

(Continued)

OTHER PUBLICATIONS

Amazon.com, IRIS OHYAMA Clothes Drying Dehumidifier, Apr. 2, 2018, <https://www.amazon.com/IRIS-OHYAMA-Dehumidifier-Desiccant-IJD-H20-P/dp/B079M4736Q> (Year: 2018).*

Primary Examiner — Nathan M Johnston

(74) *Attorney, Agent, or Firm* — Studebaker & Brackett PC

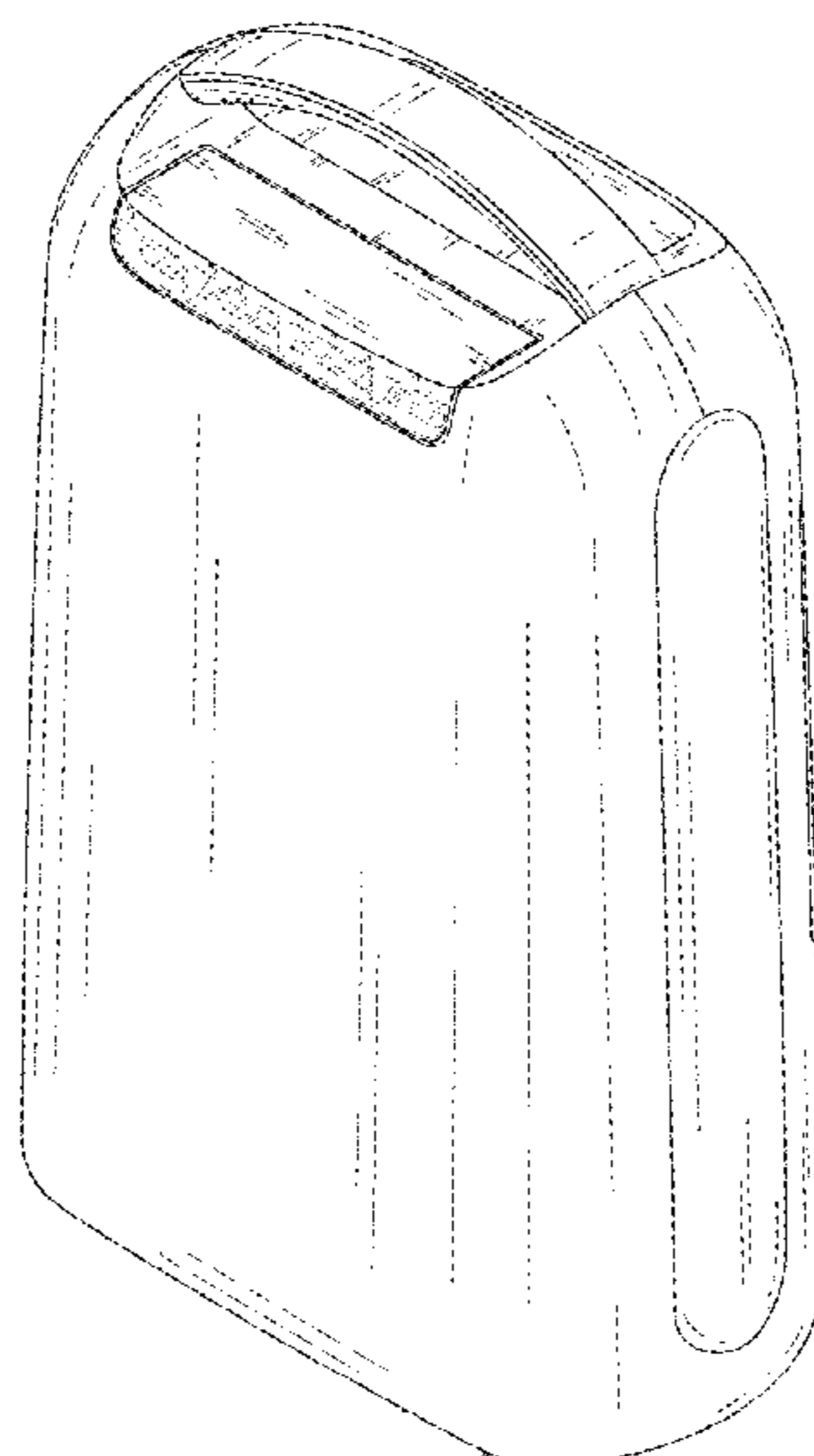
(57) **CLAIM**

The ornamental design for a dehumidifier, as shown and described.

DESCRIPTION

FIG. 1 is a front, top and right-side perspective view of a dehumidifier showing my new design;
FIG. 2 is a front view thereof;
FIG. 3 is a rear view thereof;
FIG. 4 is a top view thereof;
FIG. 5 is a bottom view thereof;
FIG. 6 is a right-side view thereof;
FIG. 7 is a left-side view thereof; and,
FIG. 8 is a rear, top and left-side perspective view thereof.
The broken lines shown represent unclaimed subject matter of the dehumidifier and form no part of the claimed design.

1 Claim, 7 Drawing Sheets



(56)

References Cited

U.S. PATENT DOCUMENTS

D741,464 S *	10/2015	Ikegaya	D23/364
D748,235 S *	1/2016	Yamashita	D23/364
D757,239 S *	5/2016	Kim	D23/359
D828,526 S *	9/2018	De' Longhi	D23/335
D835,713 S *	12/2018	Xu	D18/34.6
2014/0224127 A1 *	8/2014	Nagata	B01D 46/0038 96/134

* cited by examiner

FIG.1




FIG.2




FIG. 3

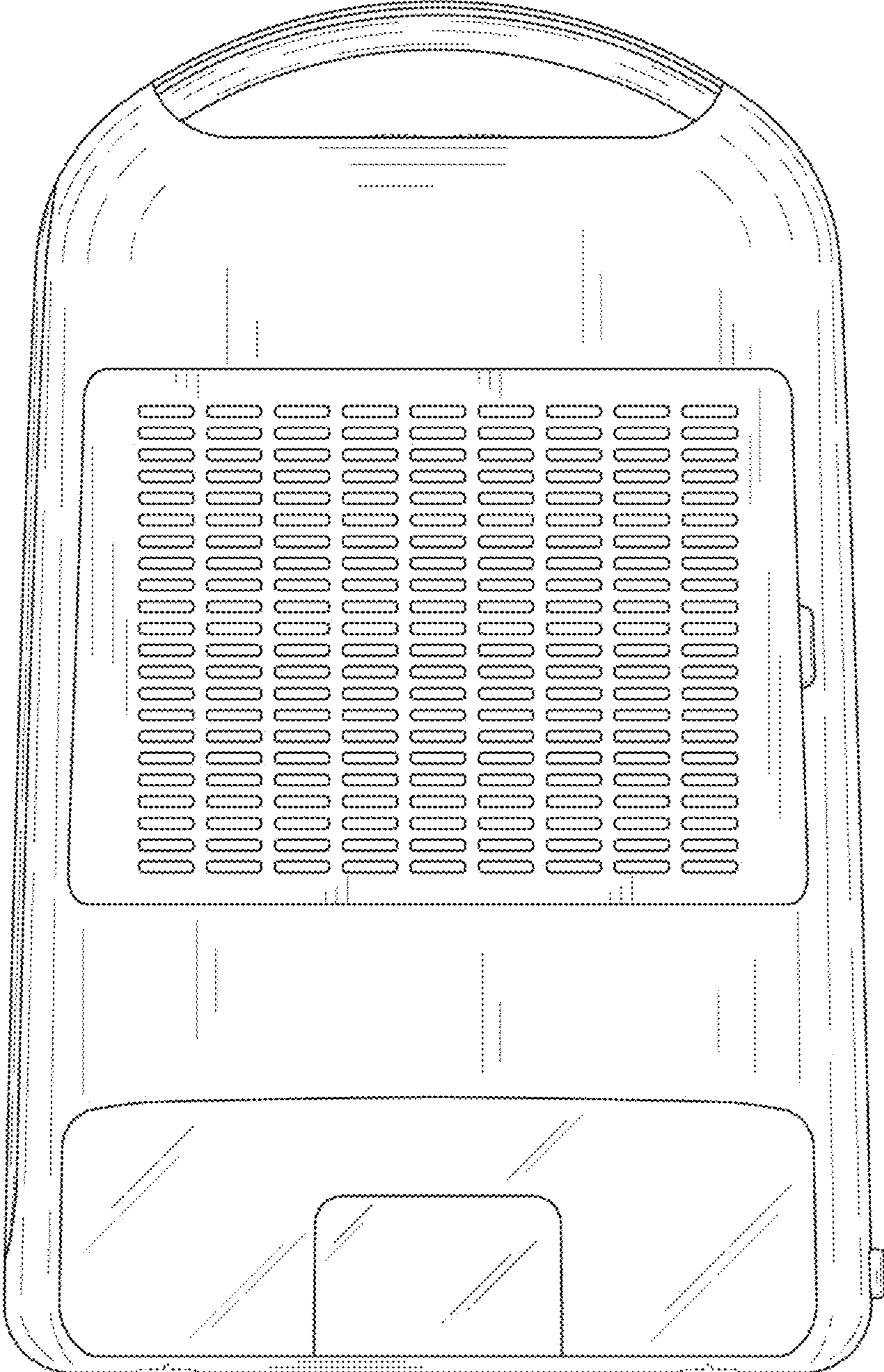


FIG.4

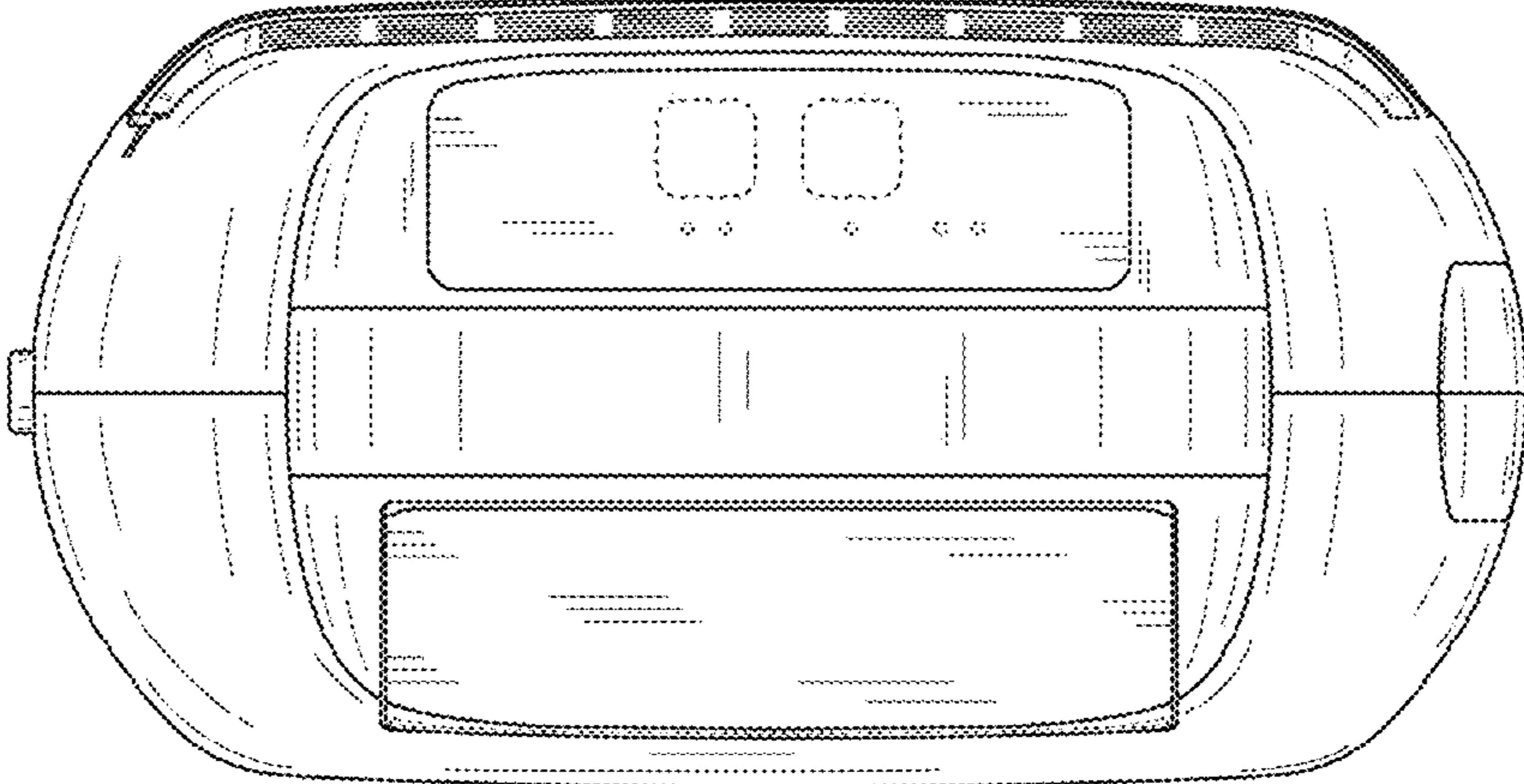


FIG.5

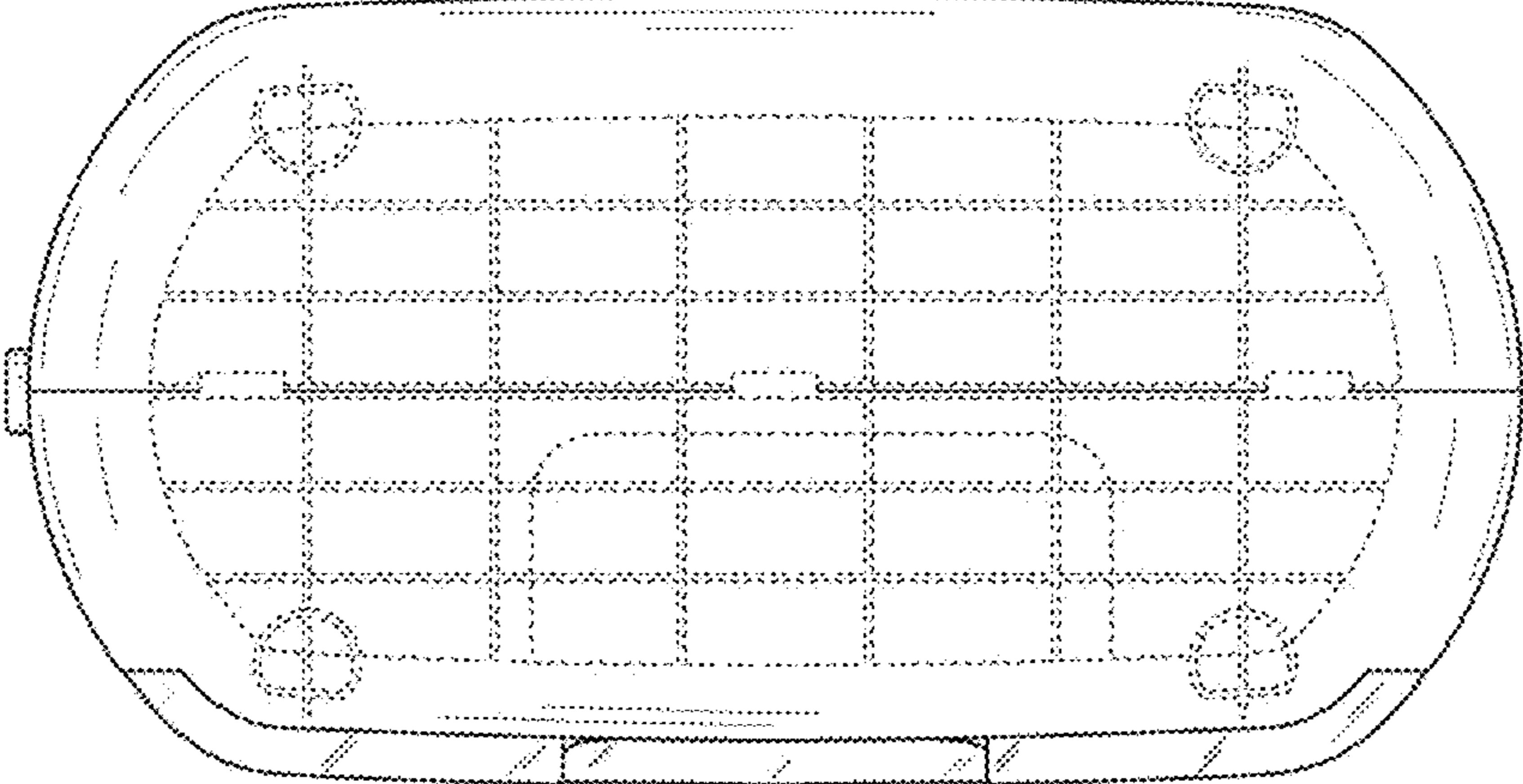


FIG. 6




FIG. 7

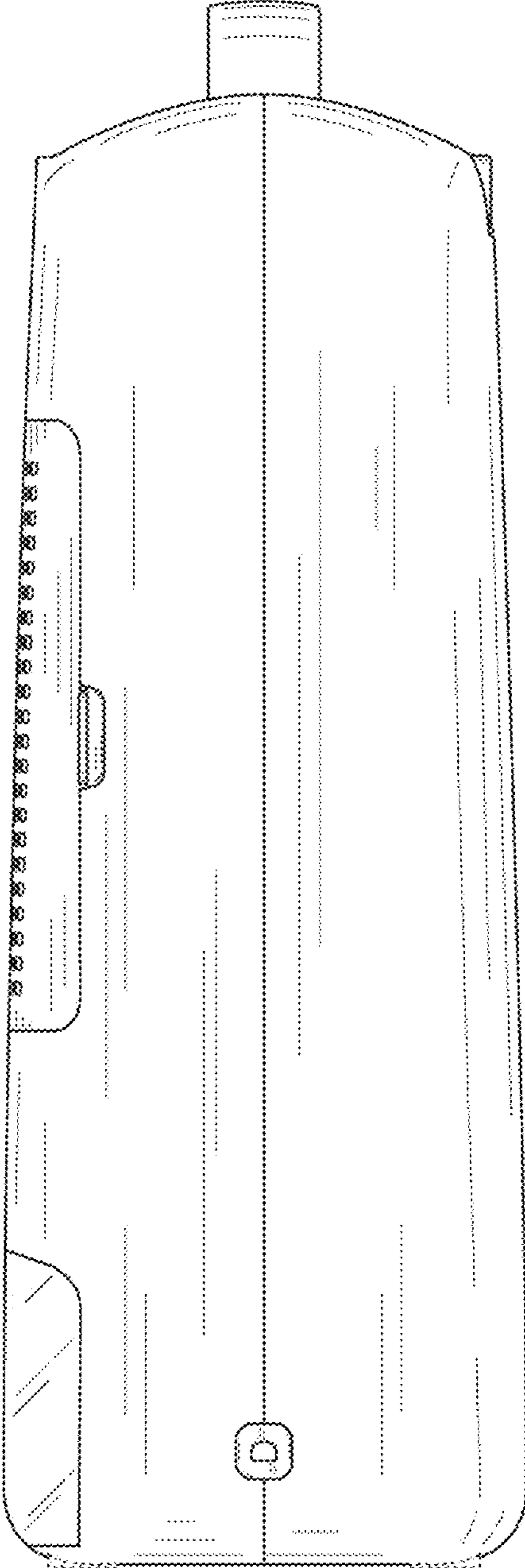


FIG. 8

