



US00D879274S

(12) **United States Design Patent**  
**Hu**

(10) **Patent No.:** **US D879,274 S**  
(45) **Date of Patent:** **\*\* Mar. 24, 2020**

(54) **HUMIDIFIER**  
(71) Applicant: **SHENZHEN QIANHAI PATUOXUN NETWORK AND TECHNOLOGY CO., LTD**, Shenzhen (CN)

(72) Inventor: **Zaihui Hu**, Shenzhen (CN)

(73) Assignee: **SHENZHEN QIANHAI PATUOXUN NETWORK AND TECHNOLOGY CO., LTD**, Shenzhen (CN)

(\*\*) Term: **15 Years**

(21) Appl. No.: **29/711,595**

(22) Filed: **Oct. 31, 2019**

(51) **LOC (12) Cl.** ..... **23-04**

(52) **U.S. Cl.**  
USPC ..... **D23/356**

(58) **Field of Classification Search**  
USPC ..... D23/355–366, 352, 369, 332, 333, 335, D23/336, 342, 351; 422/120, 122; 55/356, 473, 504; 96/97; 261/DIG. 17, 261/DIG. 65, DIG. 88, DIG. 31  
CPC .. A61L 9/16; A61L 9/22; B01D 47/00; B01D 47/027; B01D 2221/02; B01D 2259/4508; B03C 3/155; B03C 3/368; F24F 3/16; F24F 13/20; F24F 13/28; F24F 2001/0096  
See application file for complete search history.

(56) **References Cited**

**U.S. PATENT DOCUMENTS**

D513,797 S 1/2006 Wang  
D643,099 S \* 8/2011 Bates ..... D23/365

D645,949 S \* 9/2011 Brandenburg ..... D23/366  
D681,791 S \* 5/2013 Jorgensen ..... D23/366  
D700,692 S \* 3/2014 Engelhardt ..... D23/360  
8,758,680 B2 \* 6/2014 Hishida ..... A61L 9/122  
422/5  
D807,998 S 1/2018 Kim et al.  
D816,200 S 4/2018 Hu  
D826,388 S 8/2018 Bomatter et al.  
D828,527 S 9/2018 Xu  
D849,218 S \* 5/2019 Liang ..... D23/356  
D850,596 S \* 6/2019 Wu ..... D23/366  
D854,134 S \* 7/2019 Jessup ..... D23/364  
D856,501 S \* 8/2019 Netkin ..... D23/366  
D864,367 S \* 10/2019 Chen ..... D23/356  
D864,368 S \* 10/2019 Chen ..... D23/356  
D865,149 S \* 10/2019 Lin ..... D23/364  
D872,846 S \* 1/2020 Jessup ..... D23/364

\* cited by examiner

*Primary Examiner* — David G Muller

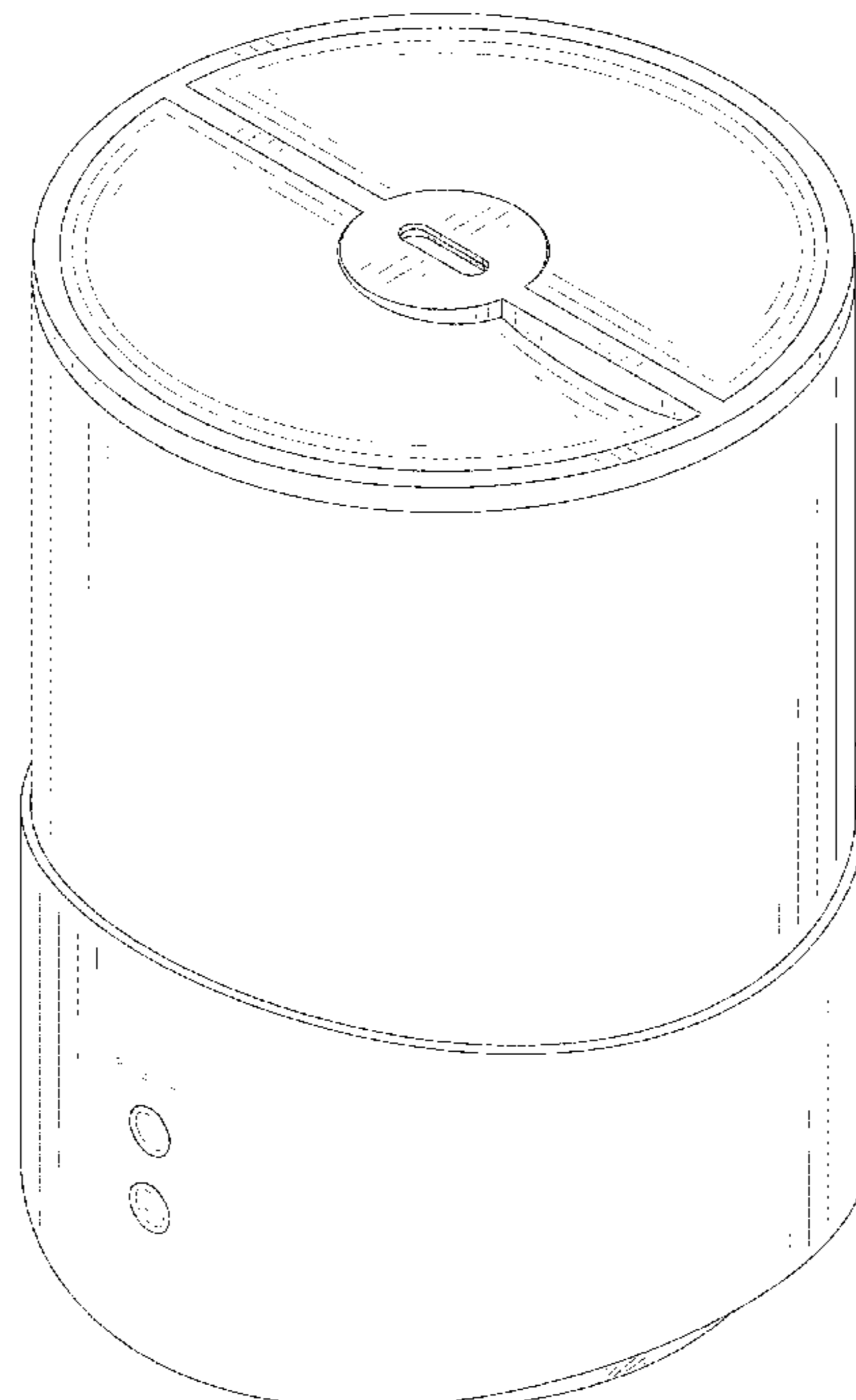
(57) **CLAIM**

The ornamental design for a humidifier, as shown and described.

**DESCRIPTION**

FIG. 1 is a perspective view of a humidifier showing my new design;  
FIG. 2 is another perspective view thereof;  
FIG. 3 is a front elevational view thereof;  
FIG. 4 is a rear elevational view thereof;  
FIG. 5 is a left side elevational view thereof;  
FIG. 6 is a right side elevational view thereof;  
FIG. 7 is a top plan view thereof; and,  
FIG. 8 is a bottom plan view thereof.  
The broken lines in the drawings depict portions of the humidifier that form no part of the claimed design.

**1 Claim, 8 Drawing Sheets**



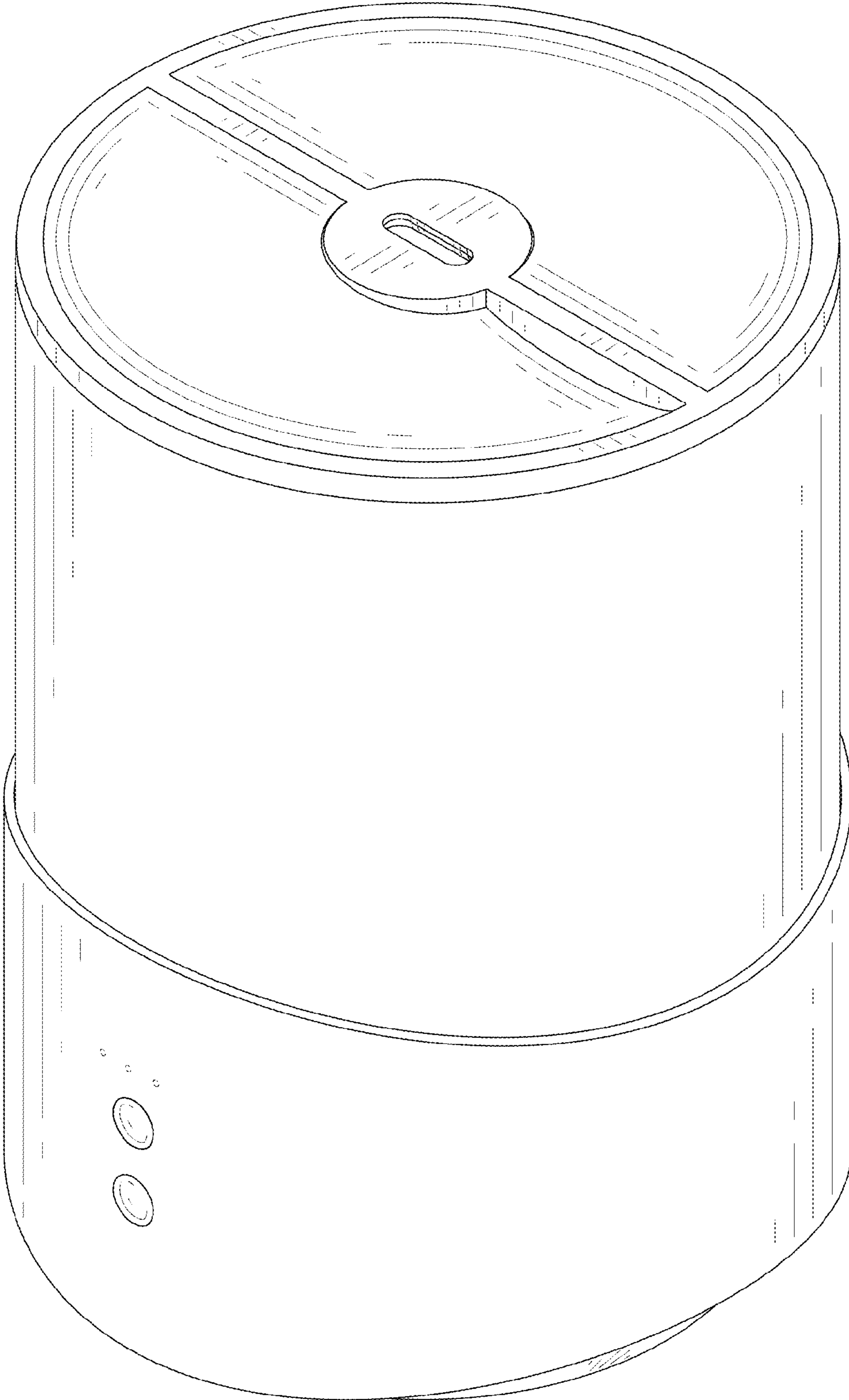


FIG. 1




FIG. 2

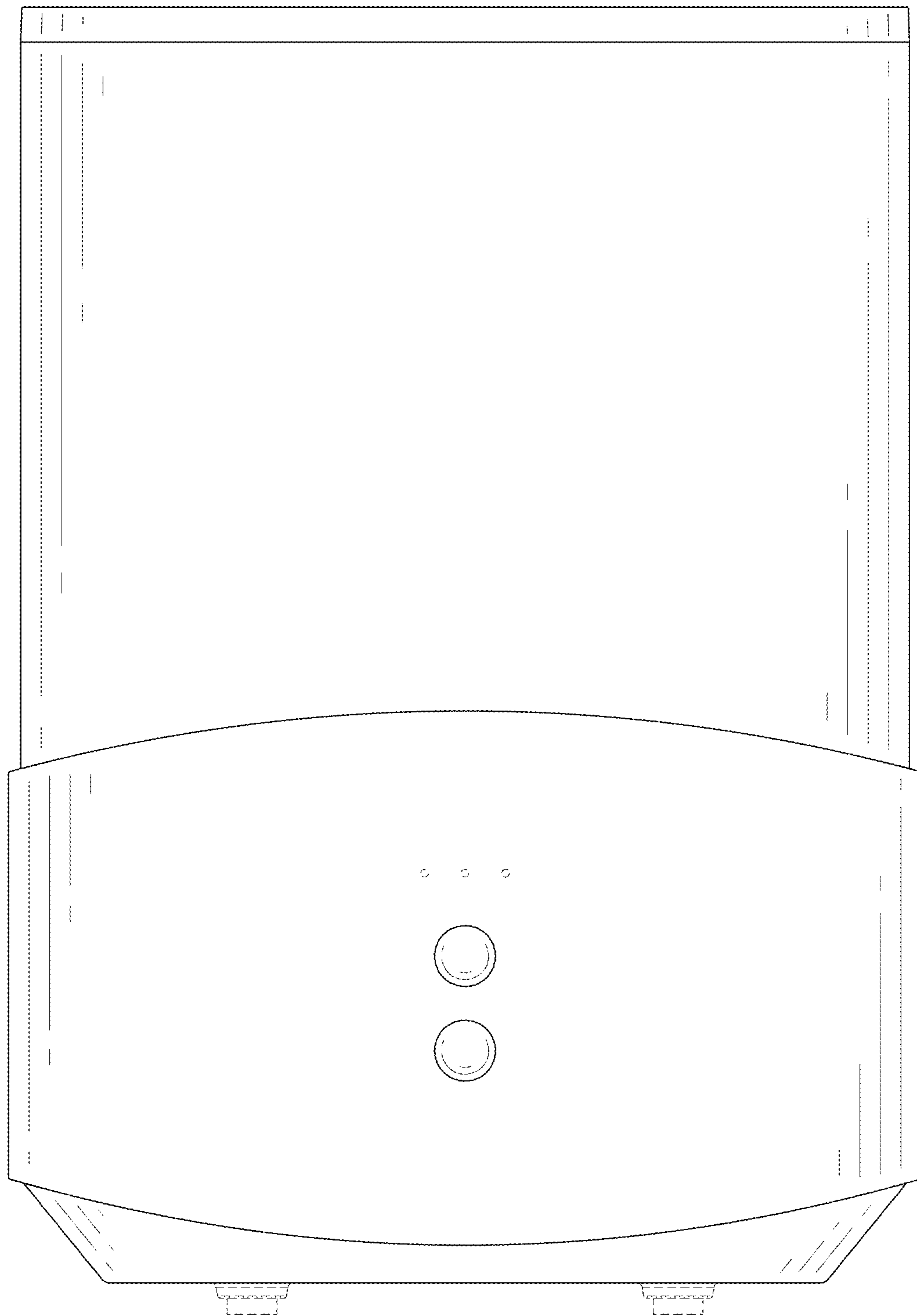


FIG. 3

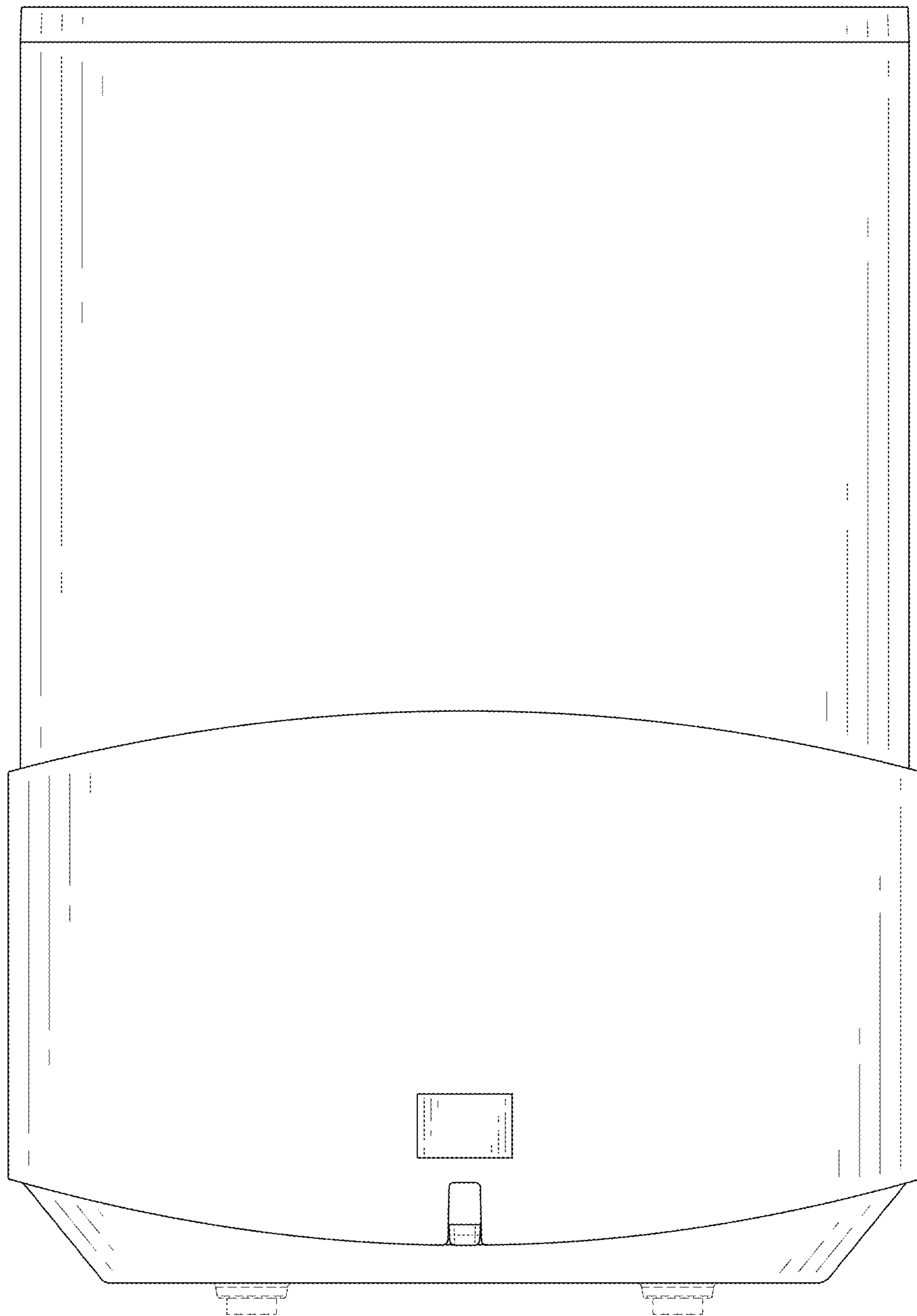


FIG. 4




FIG. 5






FIG. 6




FIG. 7



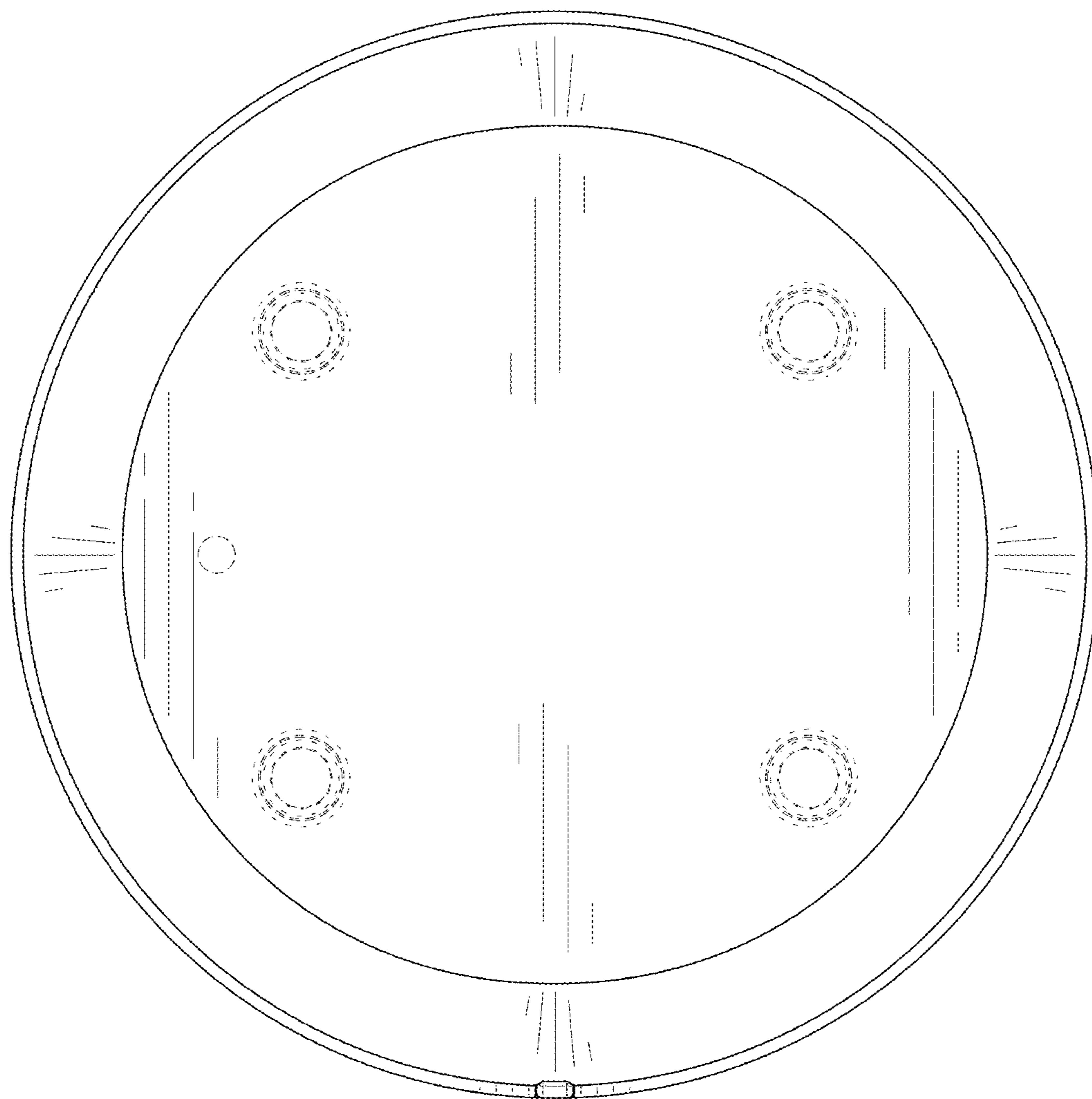


FIG. 8