



US00D879226S

(12) **United States Design Patent**
Parham

(10) **Patent No.:** **US D879,226 S**
(45) **Date of Patent:** **** Mar. 24, 2020**

(54) **BASKETBALL TRAINING STAND**

(71) Applicant: **Terence Parham**, Natrona Heights, PA (US)

(72) Inventor: **Terence Parham**, Natrona Heights, PA (US)

(**) Term: **15 Years**

(21) Appl. No.: **29/665,834**

(22) Filed: **Oct. 8, 2018**

(51) **LOC (12) Cl.** **21-02**

(52) **U.S. Cl.**
USPC **D21/781**; D21/698; D21/715; D21/717

(58) **Field of Classification Search**
USPC D21/698, 715-720, 780, 781, 789-796, D21/799.1, 301, 302, 303, 305, 699, 700, D21/701, 702, 704, 705; 473/387-406, 473/415-504; 273/317.3, 336, 338, 348, 273/394, 398-401, 407

CPC A63B 57/10-405; A63B 63/00; A63B 63/003; A63B 63/08; A63B 63/083; A63B 2063/001; A63B 2063/002; A63B 67/002; A63B 67/007; A63B 67/06; A63B 2067/063; A63B 2067/065; A63B 69/00; A63B 69/0002; A63B 69/0015; A63B 69/0071; A63B 69/0073; A63B 69/0075; A63B 69/0079; A63B 69/3661; A63B 69/38; A63B 69/365; A63B 2069/0004; A63B 2069/0008; A63B 2069/0077; A63B 2069/0082; A63B 2069/3664; A63B 71/0009; A63B 71/0018; A63B 71/02; A63B 71/022; A63B 71/023; A63B 71/04; A63B 2071/026; A63B 2071/028; A63B 2243/0037; A63B 2225/093

See application file for complete search history.

(56) **References Cited**

U.S. PATENT DOCUMENTS

D218,529 S *	8/1970	Maeda	D21/305
4,145,044 A *	3/1979	Wilson	A63B 63/083
			248/188.1
4,176,838 A *	12/1979	Griffin	A63B 69/0075
			473/417
4,979,741 A *	12/1990	Butcher	A63B 69/0002
			473/417
5,060,940 A *	10/1991	Mullen	A63B 63/083
			273/396
5,100,134 A *	3/1992	Becker	A63B 69/0075
			473/417
D338,249 S *	8/1993	Buhrow	D21/702
5,403,018 A *	4/1995	Sejnowski	A63B 63/083
			239/462
5,522,598 A *	6/1996	Loyd	A63B 63/08
			273/402
6,358,163 B1 *	3/2002	Tanner	A63B 69/0002
			124/5
7,028,682 B1 *	4/2006	Hansen	A63B 69/407
			124/16

(Continued)

Primary Examiner — Catherine A Tuttle
(74) *Attorney, Agent, or Firm* — The Webb Law Firm

(57) **CLAIM**

The ornamental design for a basketball training stand, as shown and described.

DESCRIPTION

FIG. 1 is a perspective view showing my new design for a basketball training stand with the telescoping portion in the lowered position.

FIG. 2 is a perspective view showing my design with the telescoping portion in the lowered position.

FIG. 3 is a side view thereof.

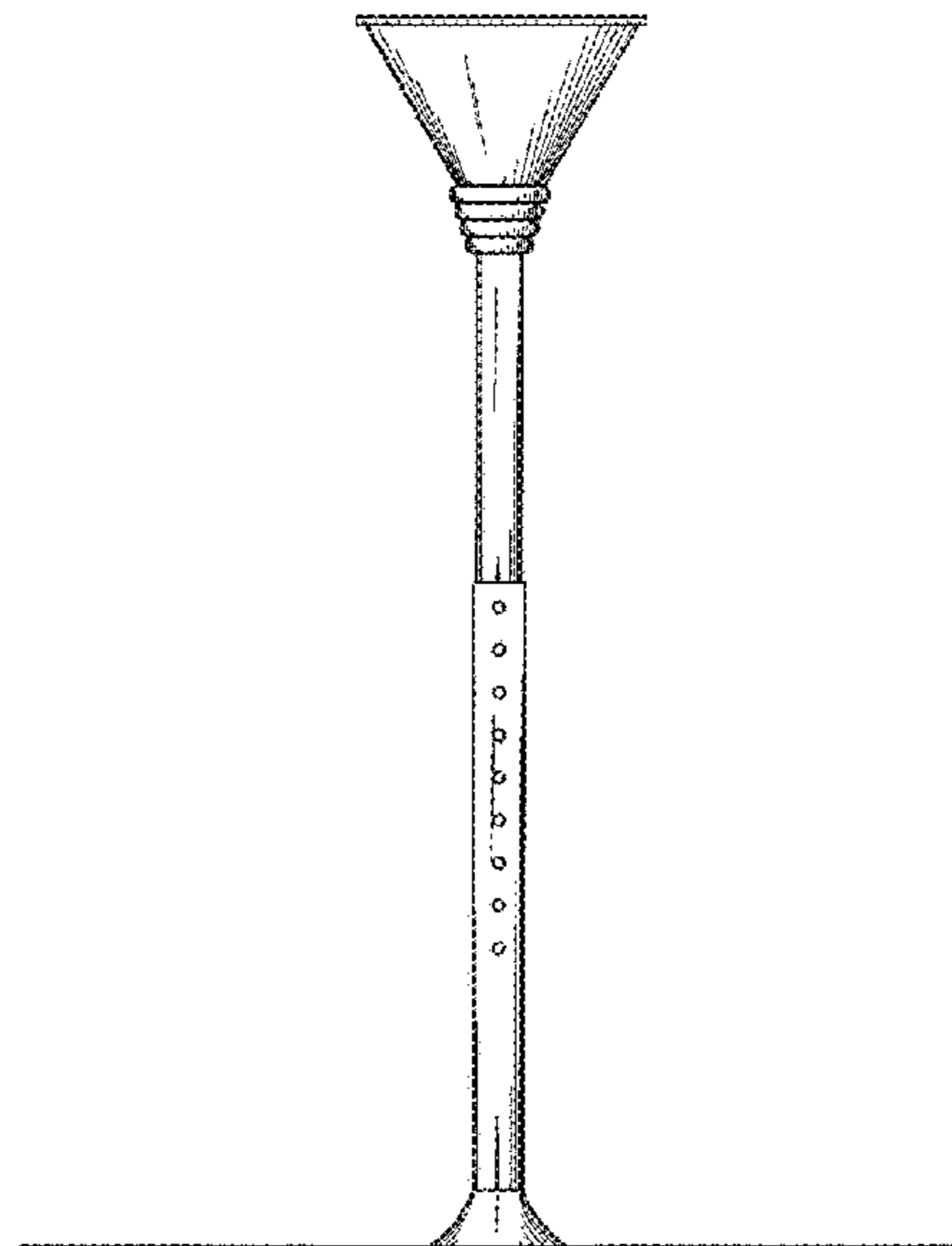
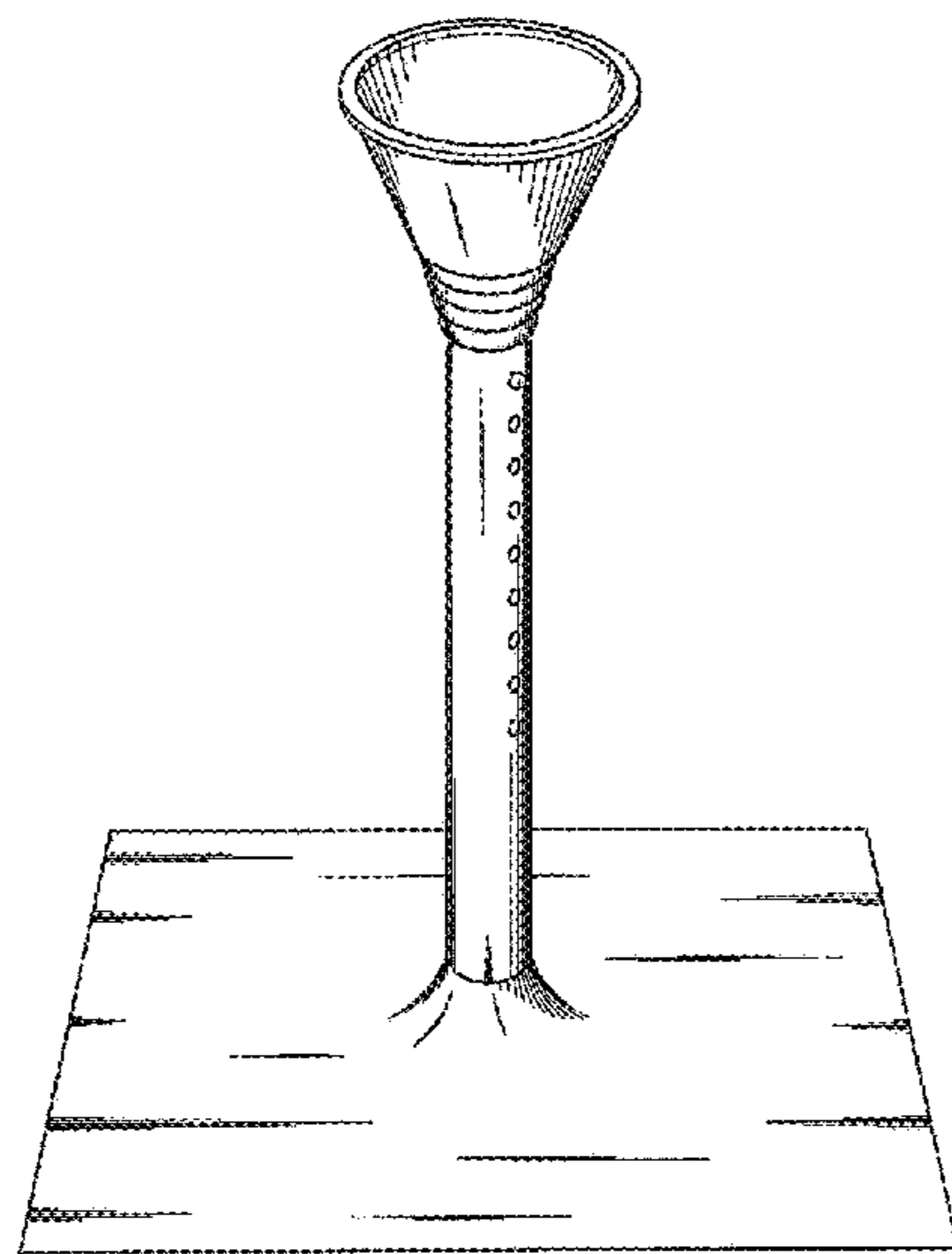
FIG. 4 is a side view thereof.

FIG. 5 side view thereof.

FIG. 6 side view thereof; and,

FIG. 7 is a top view thereof.

1 Claim, 7 Drawing Sheets



(56)

References Cited

U.S. PATENT DOCUMENTS

8,123,634	B1 *	2/2012	Lovett	A63B 69/406 473/433
8,257,202	B1 *	9/2012	Stanek	A63B 69/0002 473/417
8,821,322	B1 *	9/2014	Jorgens	A63B 69/0075 473/417
9,839,827	B1 *	12/2017	Roberts	A63B 23/12
D812,701	S *	3/2018	Parham	D21/715
2003/0190981	A1 *	10/2003	Walker, Jr.	A63B 69/0071 473/447
2007/0238554	A1 *	10/2007	Hu	A63B 69/0075 473/417
2007/0293340	A1 *	12/2007	Cheng	A63B 53/00 473/316
2008/0220910	A1 *	9/2008	Wang	A63B 69/0002 473/417
2012/0165136	A1 *	6/2012	Durham	A63B 69/0075 473/417
2013/0040764	A1 *	2/2013	Daniels	A63B 69/00 473/439
2013/0210554	A1 *	8/2013	Carlson	A63B 69/0002 473/417
2014/0243116	A1 *	8/2014	Durham	A63B 69/0075 473/417
2017/0014666	A1 *	1/2017	Sather	A63B 23/0205
2019/0105546	A1 *	4/2019	Ferrara	A63B 69/0002

* cited by examiner

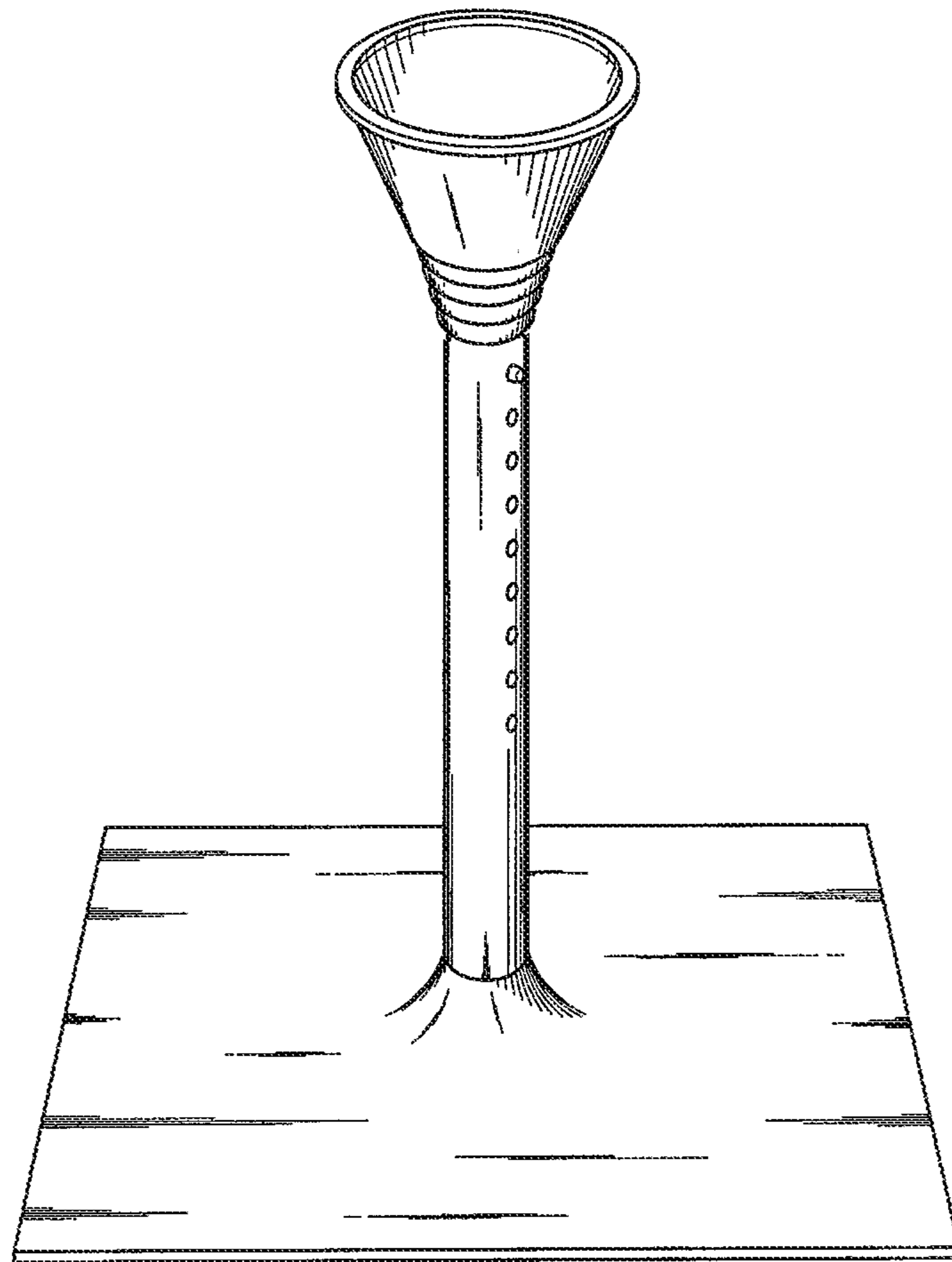


FIG. 1

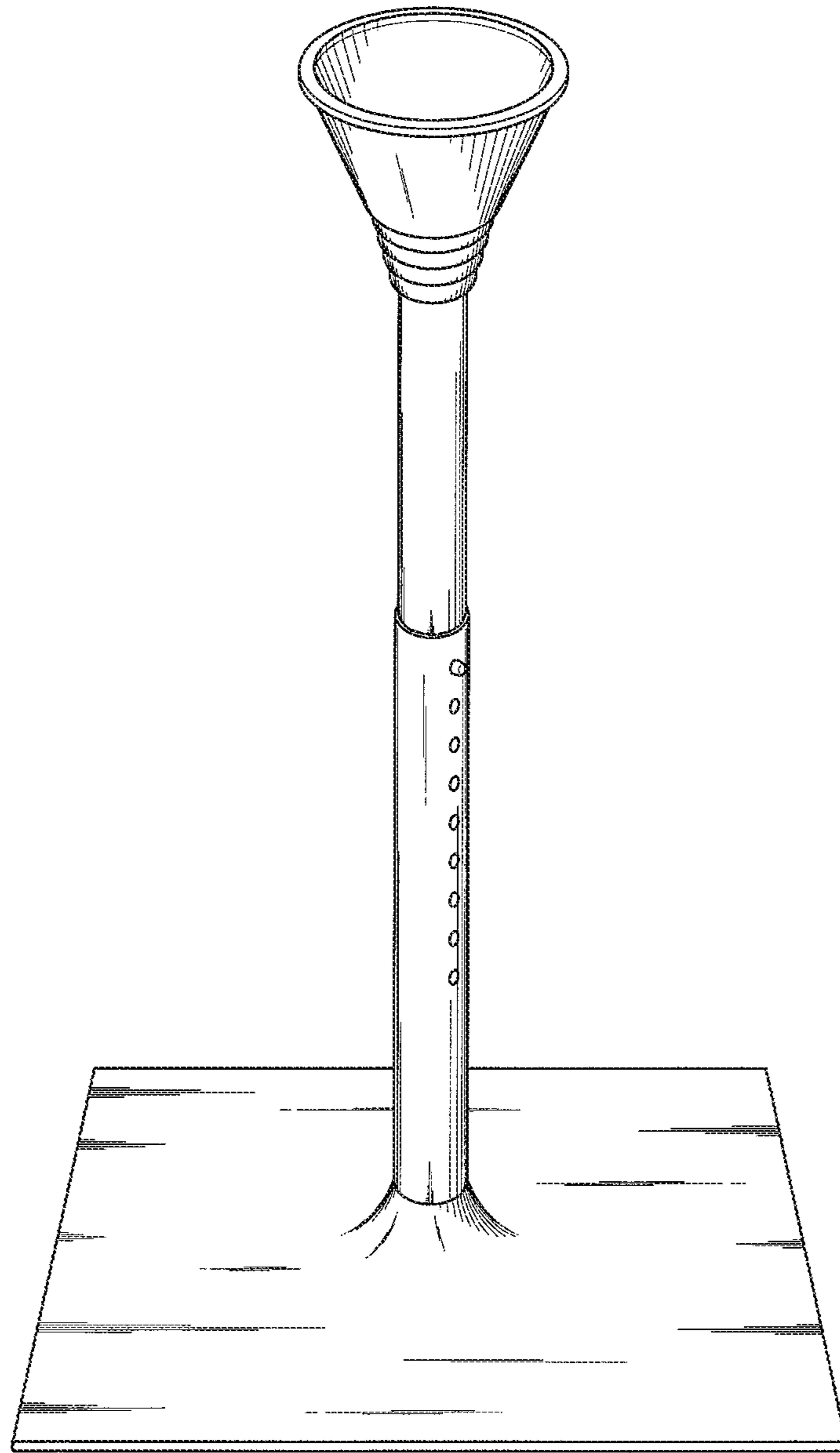


FIG. 2

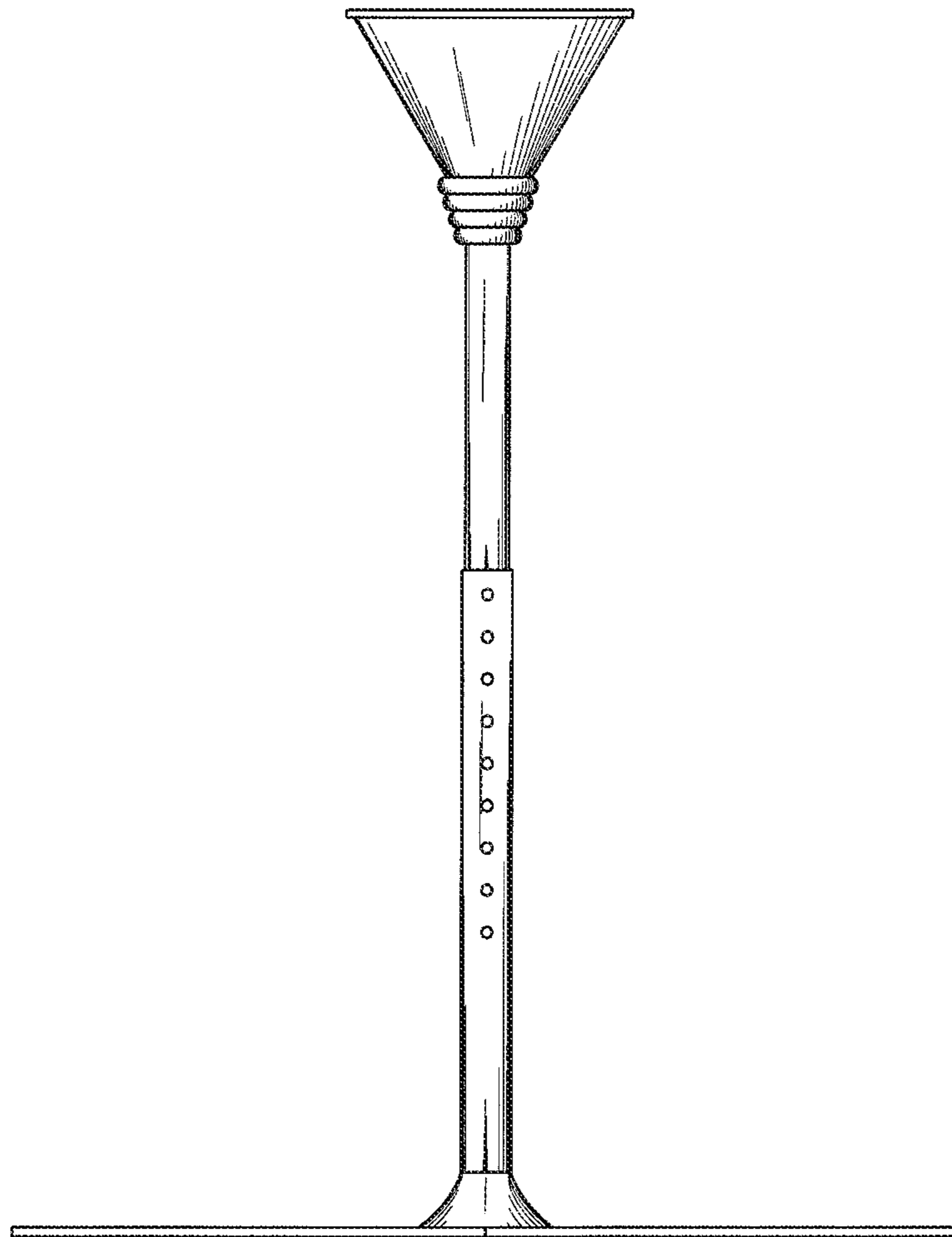


FIG. 3

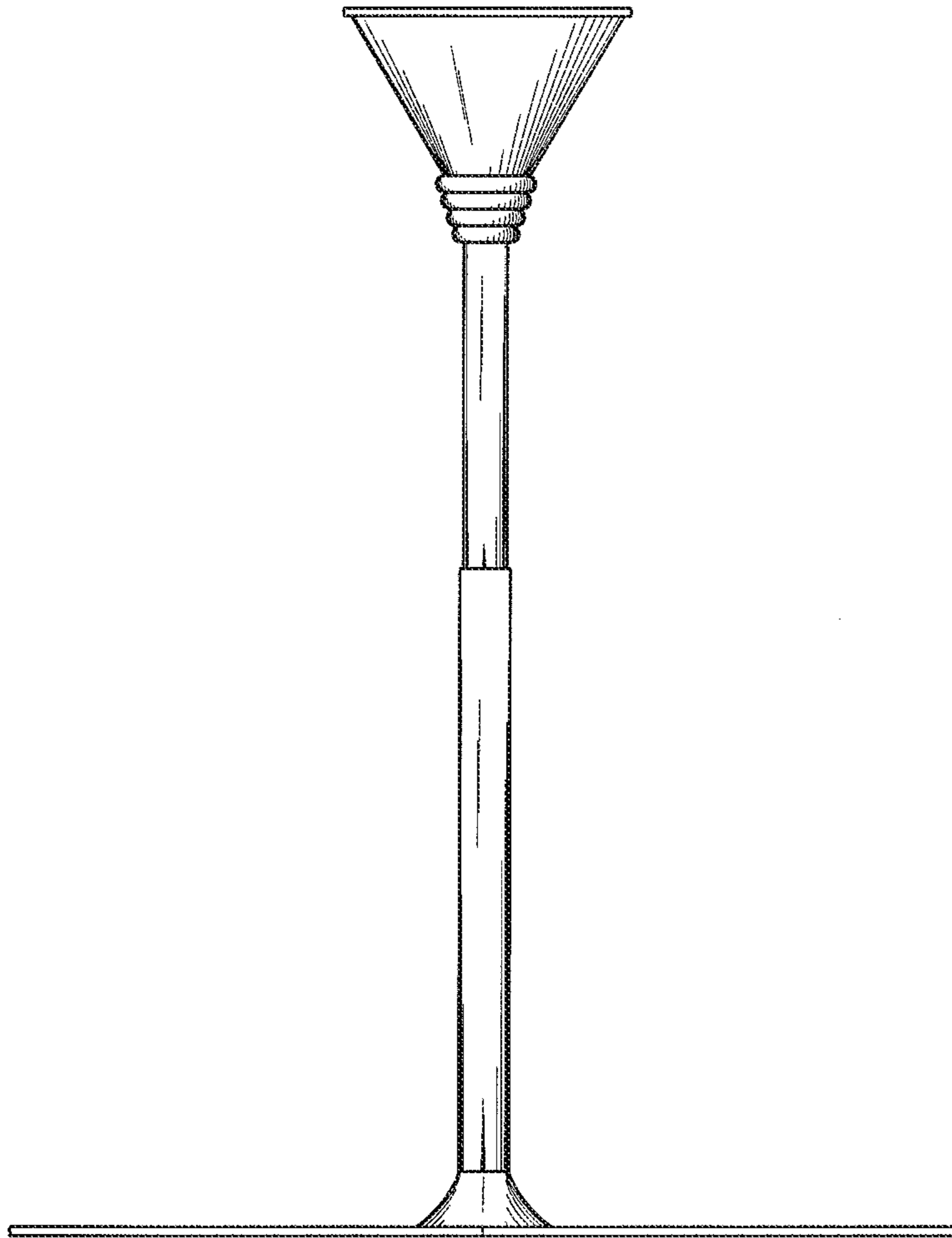


FIG. 4

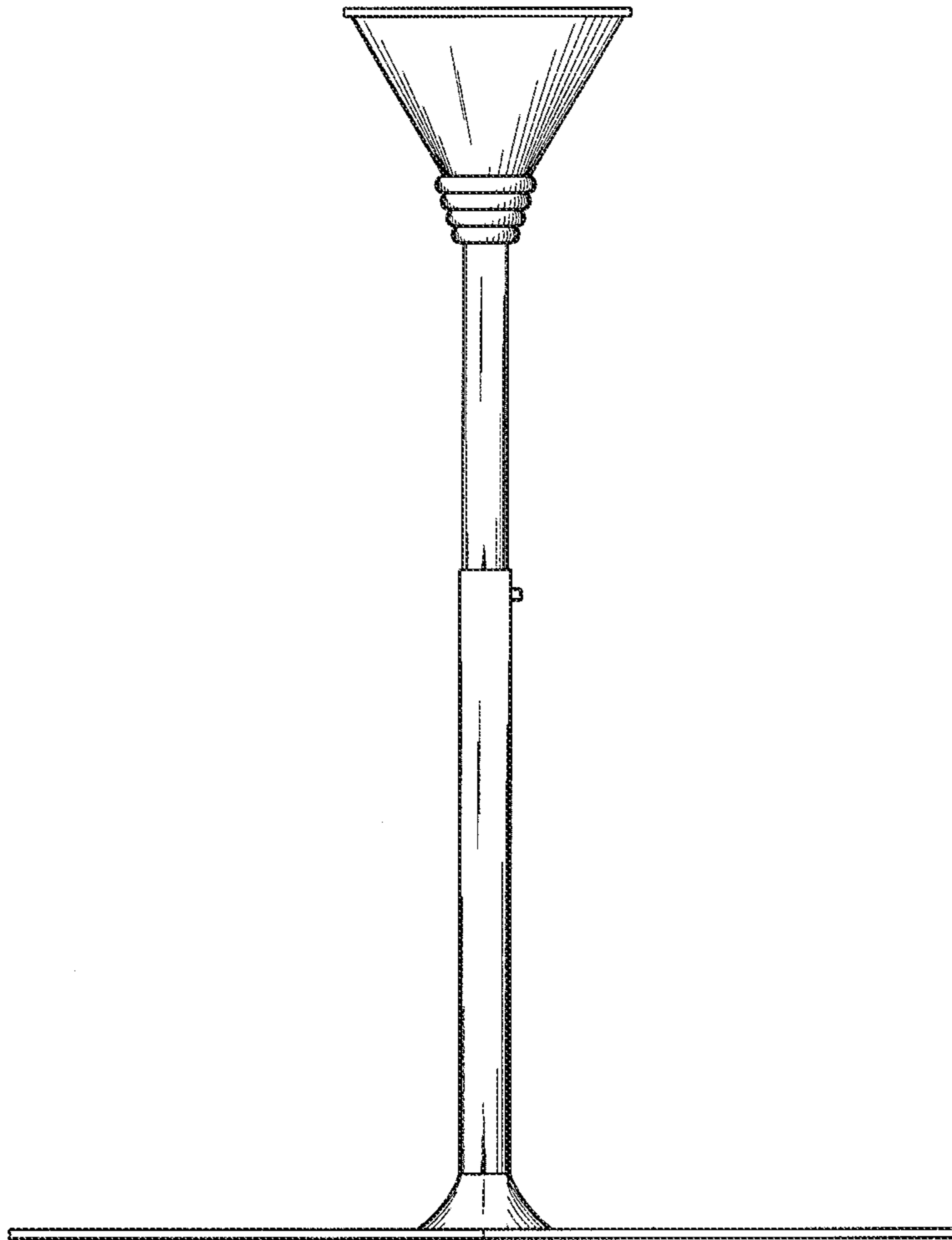


FIG. 5

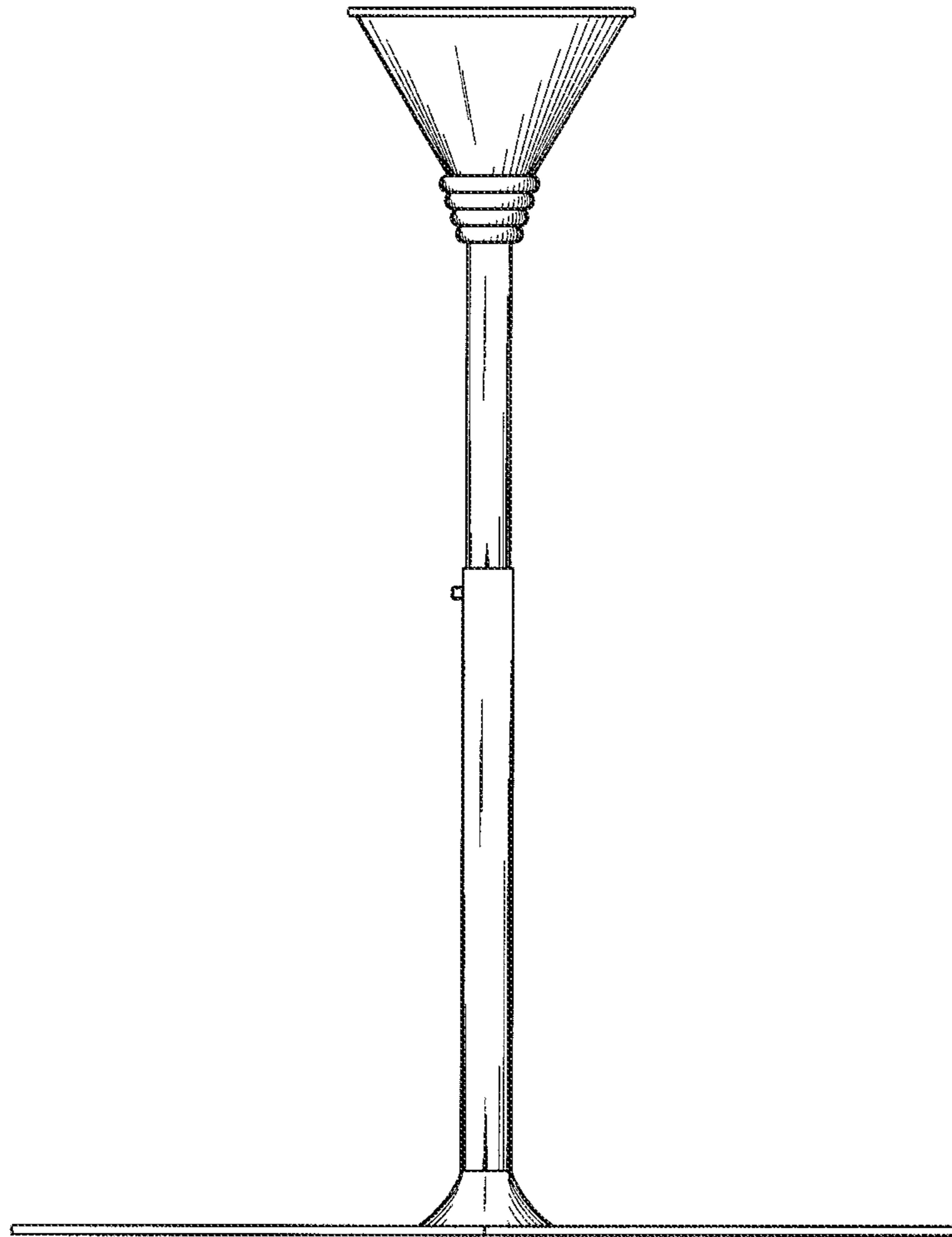


FIG. 6

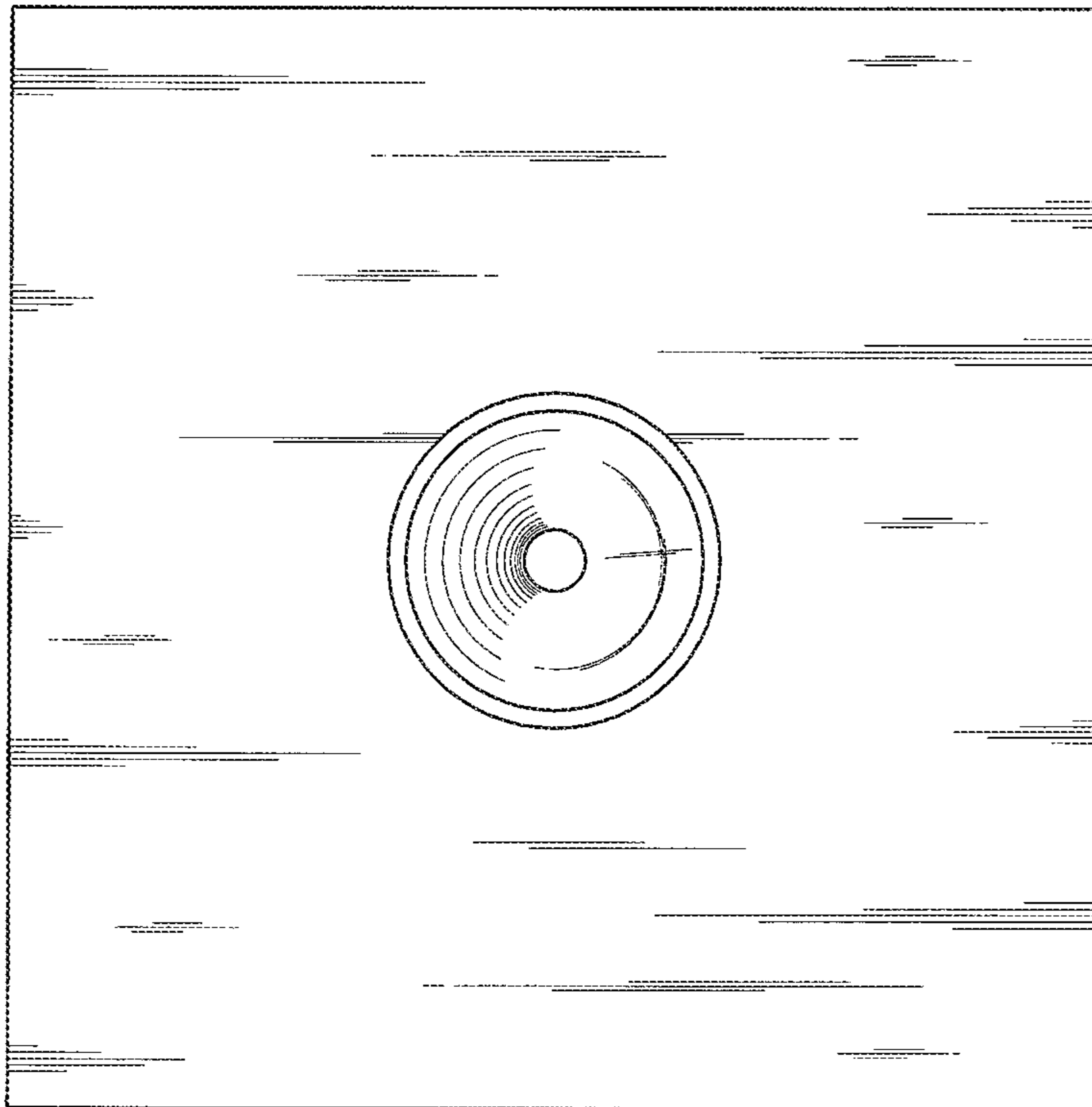


FIG. 7