



US00D879200S

(12) **United States Design Patent** (10) **Patent No.:** **US D879,200 S**
Wang (45) **Date of Patent:** **** Mar. 24, 2020**

(54) **PEN CAP** 5,082,385 A * 1/1992 Stewart B43K 7/005
401/8
(71) Applicant: **ROYAL JET ENTERPRISE CORP.**, D388,606 S * 1/1998 Zak D3/260
New Taipei (TW) D404,683 S * 1/1999 Kostic D11/158
D412,773 S * 8/1999 Zak D2/869
(72) Inventor: **Chung-Chi Wang**, New Taipei (TW) D445,474 S * 7/2001 Henry D21/814
D503,440 S * 3/2005 Weiser D11/158
D506,578 S * 6/2005 Cole 119/51.01
(73) Assignee: **ROYAL JET ENTERPRISE CORP.** D512,096 S * 11/2005 Fambrough D19/135
(TW) D838,901 S * 1/2019 Kim D28/7
D855,701 S * 8/2019 Cardani D19/199
D861,354 S * 10/2019 Rykovich D4/125

(**) Term: **15 Years**

* cited by examiner

(21) Appl. No.: **29/660,261**

Primary Examiner — Elizabeth A. Albert

(22) Filed: **Aug. 20, 2018**

(74) *Attorney, Agent, or Firm* — Schmeiser, Olsen & Watts, LLP

(51) **LOC (12) Cl.** **19-06**

(52) **U.S. Cl.**
USPC **D19/139**

(57) **CLAIM**

(58) **Field of Classification Search**
USPC D19/115–204; D14/411; D9/606;
D11/50, 134, 158
CPC . B43K 5/005; B43K 7/12; B43K 8/04; B43K
8/06; B43K 19/00; B43K 19/02; B43K
19/14; B43K 21/006; B43K 21/06
See application file for complete search history.

The ornamental design for a pen cap, as shown and described.

DESCRIPTION

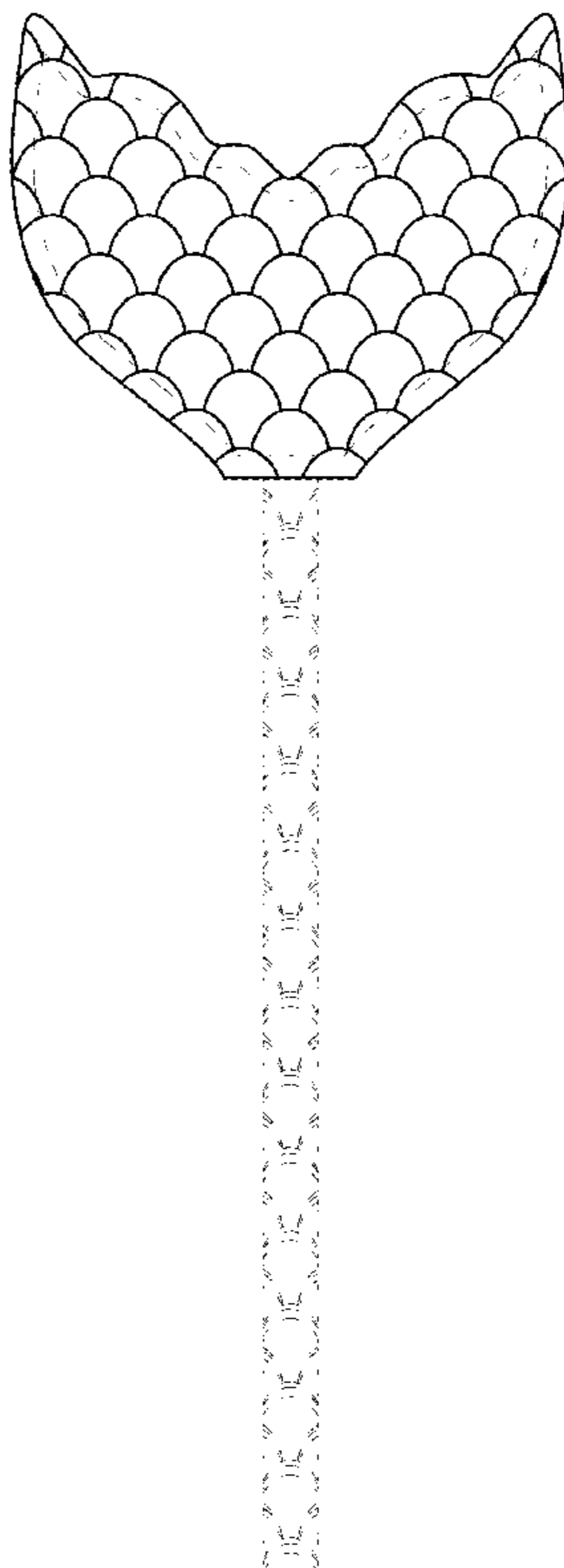
(56) **References Cited**

U.S. PATENT DOCUMENTS

D5,900 S * 6/1872 Atterbury et al. D7/544
D45,102 S * 1/1914 Byers D19/139
D131,297 S * 2/1942 Donovan D7/544
D182,054 S * 2/1958 Wills D11/134
D241,433 S * 9/1976 Moustakas D19/78

FIG. 1 is a top perspective view of the pen cap, showing our new design;
FIG. 2 is a front elevational view thereof;
FIG. 3 is a rear elevational view thereof;
FIG. 4 is a left side elevational view thereof;
FIG. 5 is a right side elevational view thereof;
FIG. 6 is a top plan view thereof; and,
FIG. 7 is a bottom plan view thereof.
The broken lines in the figures show portions of the pen cap that form no part of the claimed design.

1 Claim, 7 Drawing Sheets



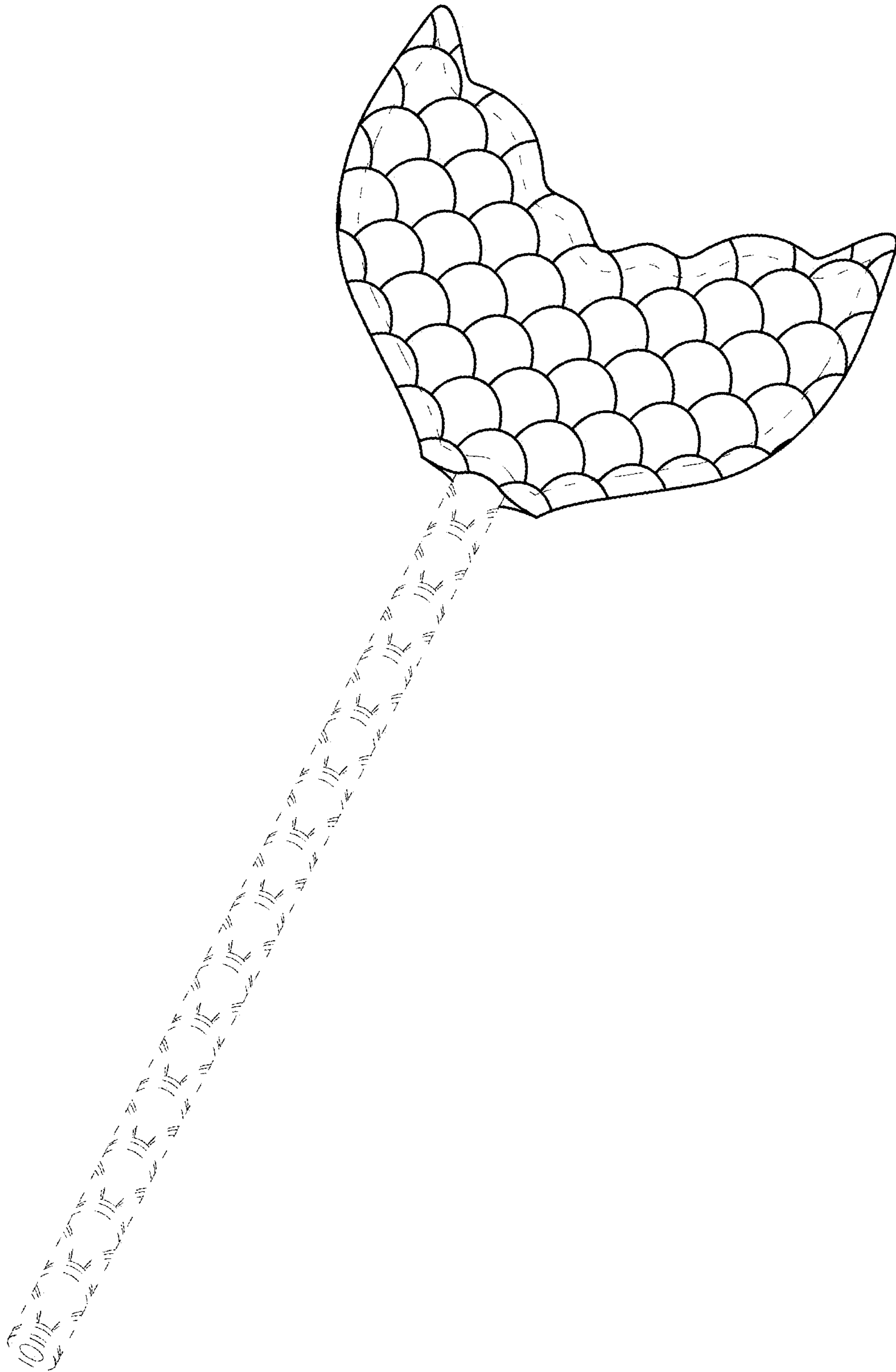


FIG.1

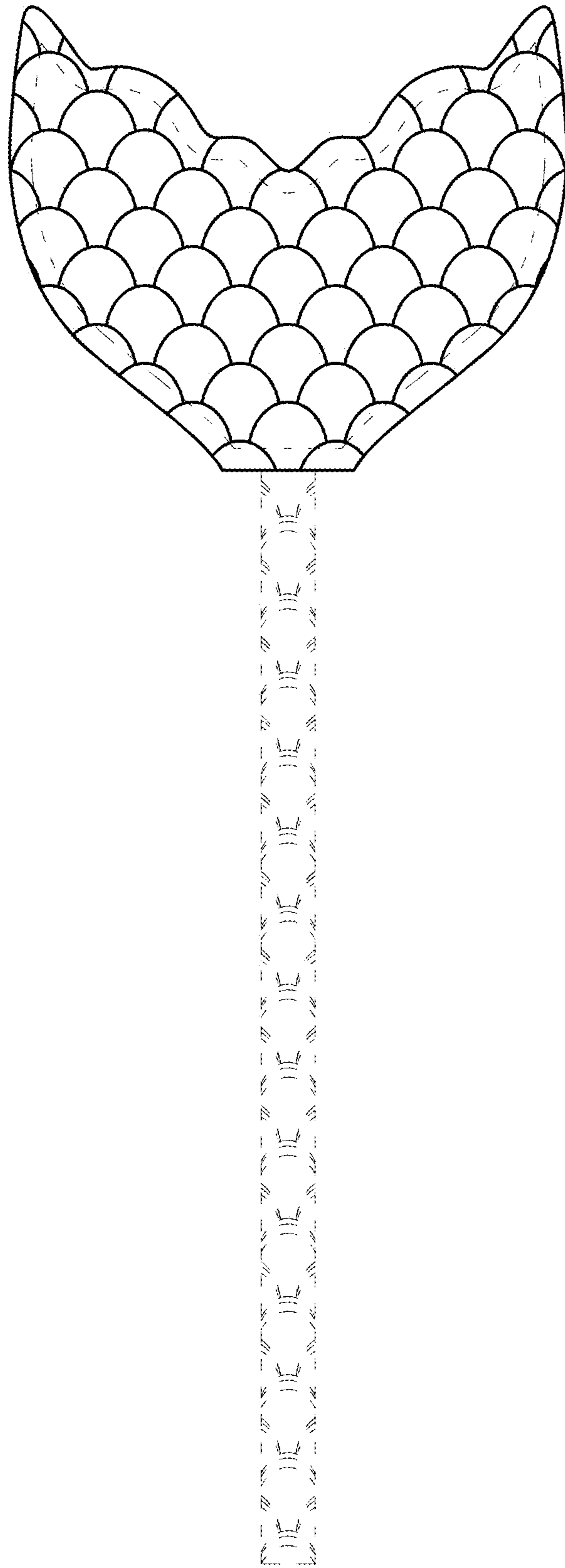


FIG.2

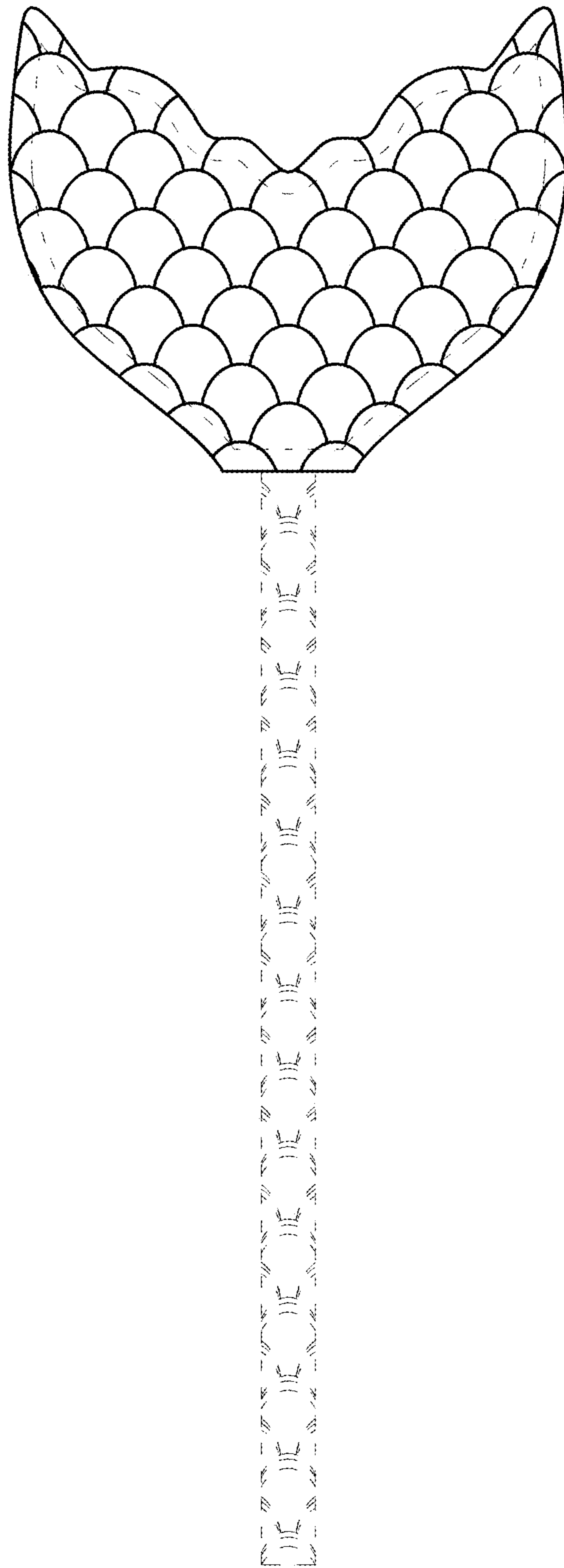


FIG.3



FIG.4



FIG.5

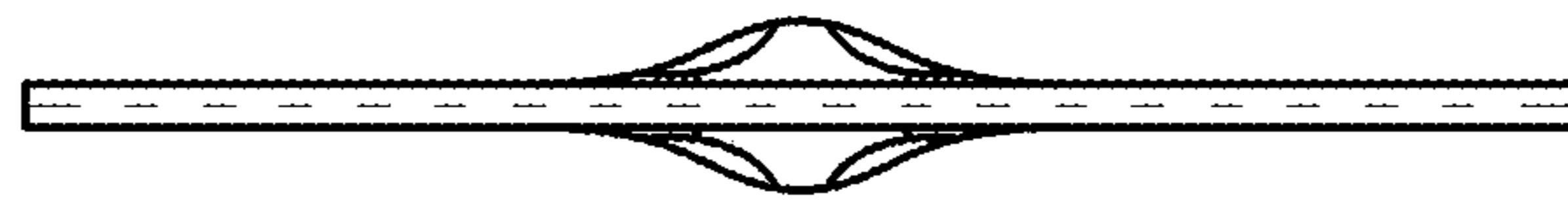


FIG.6



FIG.7