



US00D879199S

(12) **United States Design Patent**
Gray et al.

(10) **Patent No.:** **US D879,199 S**
(45) **Date of Patent:** **** Mar. 24, 2020**

- (54) **PALETTE**
- (71) Applicant: **Felicia Gray**, Goldendale, WA (US)
- (72) Inventors: **Felicia Gray**, Goldendale, WA (US);
Garry Beaudette, Wenatchee, WA (US)
- (73) Assignee: **Toss Products LLC**, Goldendale, WA (US)
- (**) Term: **15 Years**
- (21) Appl. No.: **29/648,263**
- (22) Filed: **May 18, 2018**
- (51) **LOC (12) Cl.** **19-06**
- (52) **U.S. Cl.**
USPC **D19/103**
- (58) **Field of Classification Search**
USPC D19/102–107, 112; D7/552.1–552.2,
D7/553.6
CPC . B44D 3/003; B44D 3/02; B44D 3/04; B44D
3/122; G09B 11/00; G09B 11/10; G09B
17/00; G09B 19/02
See application file for complete search history.

- 2,923,081 A * 2/1960 Simmons B44D 3/02
312/31
- D219,785 S * 1/1971 Sallak D19/59
- 3,732,972 A * 5/1973 Israel B44D 3/02
206/1.7
- 3,779,369 A * 12/1973 Lang B44D 3/02
206/1.8

(Continued)

Primary Examiner — Elizabeth A. Albert
(74) *Attorney, Agent, or Firm* — Klarquist Sparkman,
LLP

(57) **CLAIM**

We claim the ornamental design for a palette, as shown and described.

DESCRIPTION

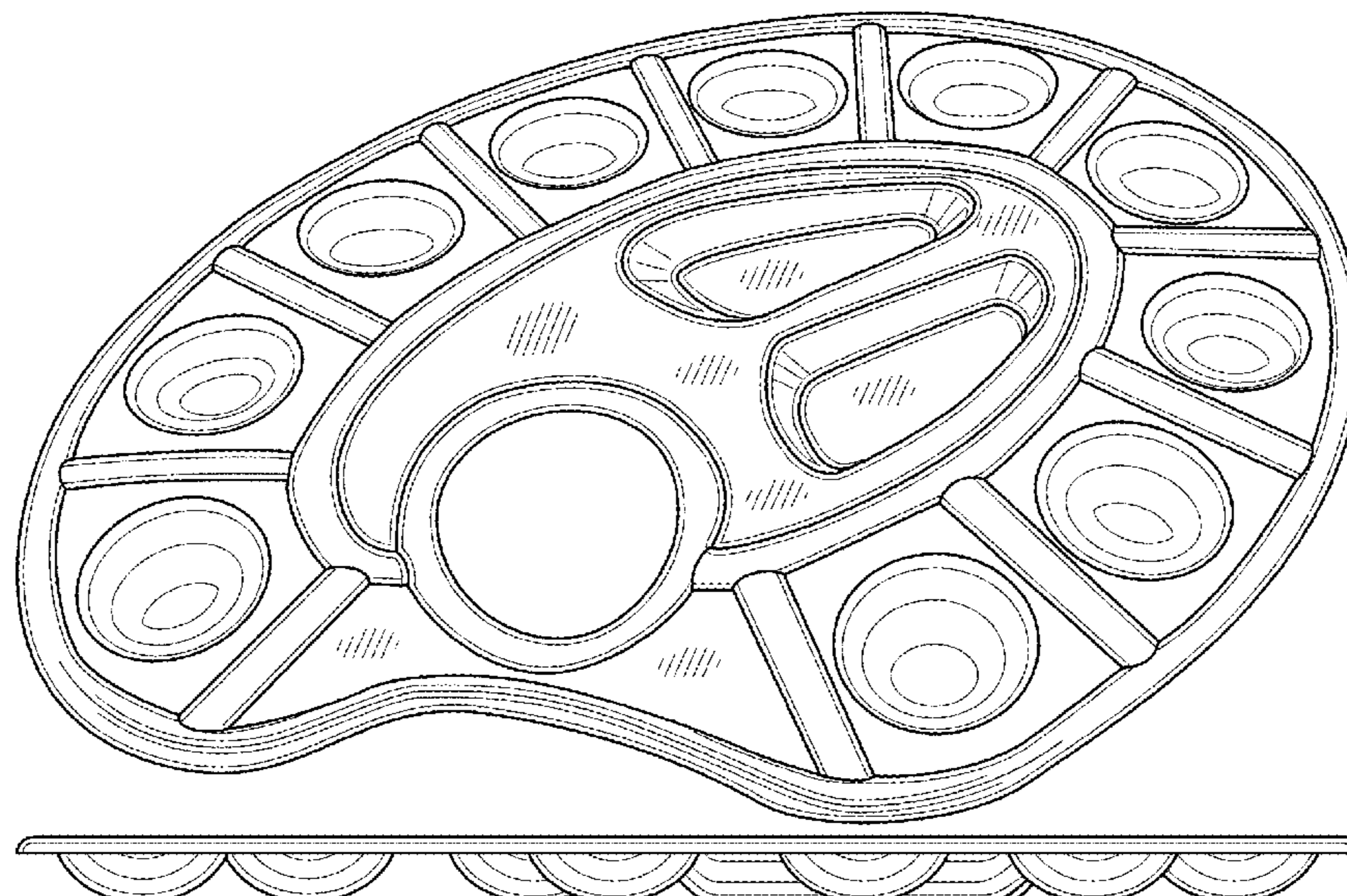
FIG. 1 is a top perspective view of a first embodiment of a palette showing our new design.
 FIG. 2 is a bottom perspective view thereof.
 FIG. 3 is a top plan view thereof.
 FIG. 4 is a front elevation view thereof.
 FIG. 5 is a left side elevation view thereof.
 FIG. 6 is a right side elevation view thereof.
 FIG. 7 is a rear elevation view thereof.
 FIG. 8 is a bottom plan view thereof.
 FIG. 9 is another top plan view thereof.
 FIG. 10 is a sectional view taken along the line 10-10 in FIG. 9.
 FIG. 11 is a top perspective view of a second embodiment thereof.
 FIG. 12 is a bottom perspective view thereof.
 FIG. 13 is a top plan view thereof.
 FIG. 14 is bottom plan view thereof.
 FIG. 15 is a front elevation view thereof.
 FIG. 16 is a left side elevation view thereof.
 FIG. 17 is a right side elevation view thereof; and,
 FIG. 18 is a rear elevation view thereof.

(56) **References Cited**

U.S. PATENT DOCUMENTS

- D13,851 S * 4/1883 Murray D19/80
- 289,700 A * 12/1883 Parker A47B 23/042
248/441.1
- 685,074 A * 10/1901 Wiehl B67D 1/0004
222/132
- D37,976 S * 5/1906 Rhoads D19/28
- 1,484,613 A * 2/1924 Carmel B44D 3/02
206/1.7
- 2,137,477 A * 11/1938 De Haven B44D 3/02
434/98
- D150,279 S * 7/1948 Wies D28/76
- D172,222 S * 5/1954 Coverdell D28/99
- D176,876 S * 2/1956 Miller D28/79
- D184,597 S * 3/1959 Berman D19/103

1 Claim, 10 Drawing Sheets



US D879,199 S

Page 2

(56)

References Cited

U.S. PATENT DOCUMENTS

3,804,030	A *	4/1974	Israel	B44D 3/02	108/43
3,815,265	A *	6/1974	DePauw	G09B 11/10	434/103
3,856,140	A *	12/1974	Fitts	B65H 57/16	206/388
4,735,306	A *	4/1988	Smit	B44D 3/02	206/1.8
4,884,680	A *	12/1989	Israel	A45D 40/0087	206/457
5,277,302	A *	1/1994	Seisa	B44D 3/123	206/1.8
D354,513	S *	1/1995	Jay	D19/103	
D362,018	S *	9/1995	Damm	D19/103	
5,590,785	A *	1/1997	Seitzinger	B44D 3/02	206/1.8
5,850,910	A *	12/1998	Broyles	B44D 3/02	206/1.8
D408,056	S *	4/1999	Broyles	D19/103	
D409,655	S *	5/1999	Broyles	D19/103	
6,189,698	B1 *	2/2001	Asser	A45C 11/008	132/314
6,532,617	B2 *	3/2003	Russo	B05D 1/28	15/257.01
6,745,907	B2 *	6/2004	Kjelgaard	B43M 99/006	206/1.7
D518,240	S *	3/2006	Bossomo	D19/103	
D611,306	S *	3/2010	Zack	D19/103	
8,746,456	B1 *	6/2014	Bradley	A47G 19/065	206/562
D755,291	S *	5/2016	Klideris	D19/103	
9,931,886	B2 *	4/2018	Borse	B44D 3/02	
D822,107	S *	7/2018	Conrad	D19/103	
10,105,986	B2 *	10/2018	Conrad	B44D 3/02	
2011/0198356	A1 *	8/2011	Lee	B44D 3/02	220/570

* cited by examiner

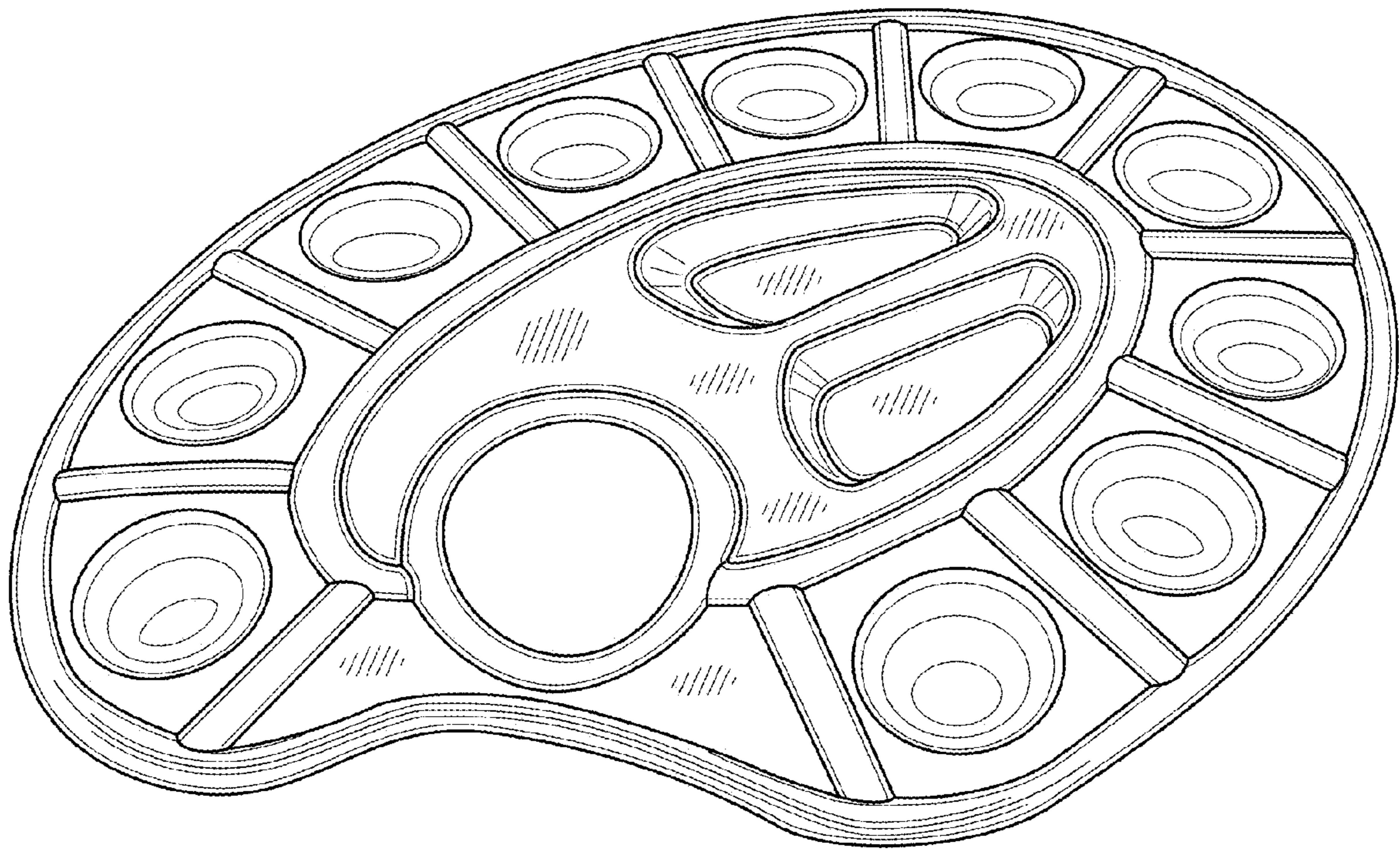


FIG. 1

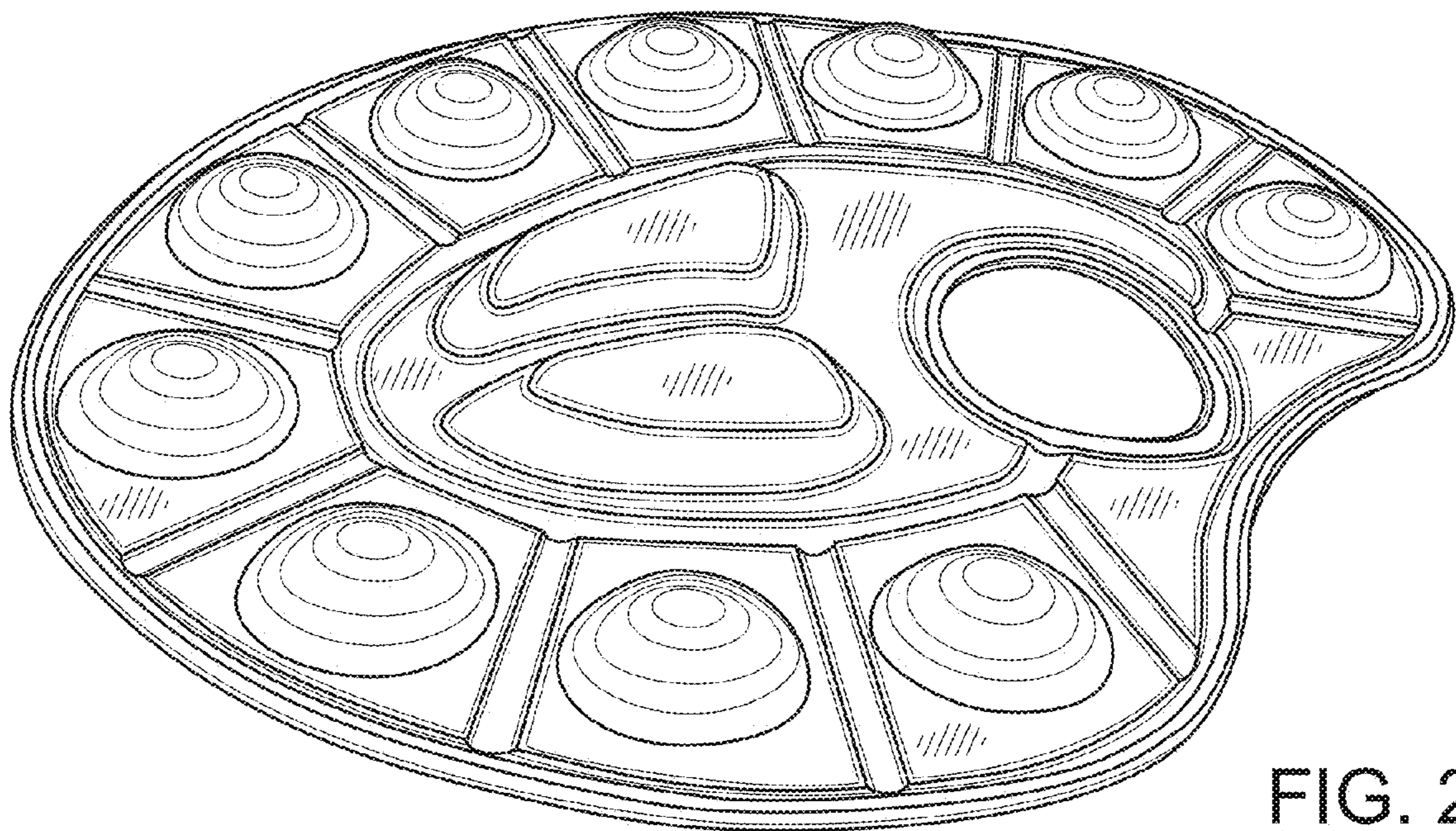


FIG. 2

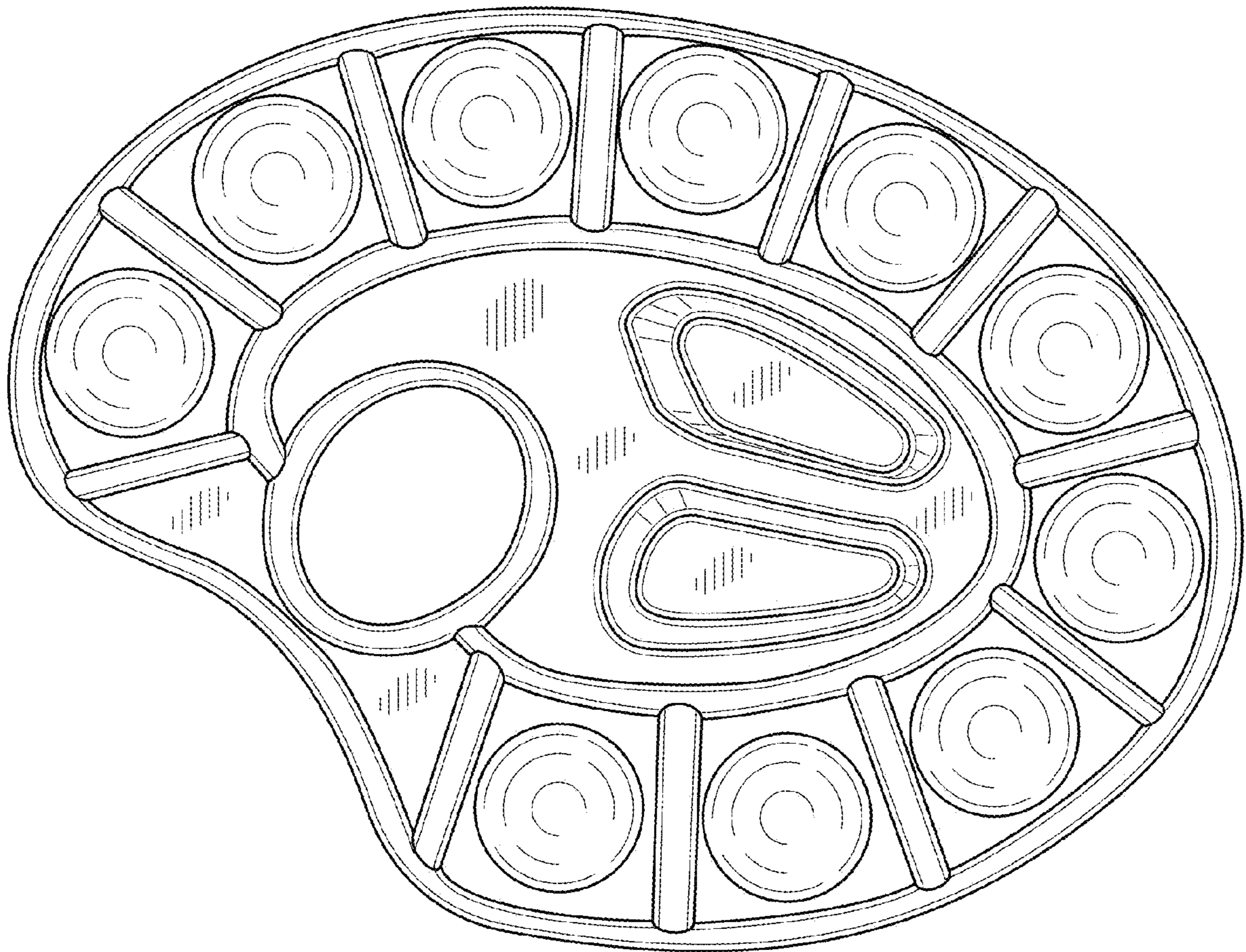


FIG. 3



FIG. 4

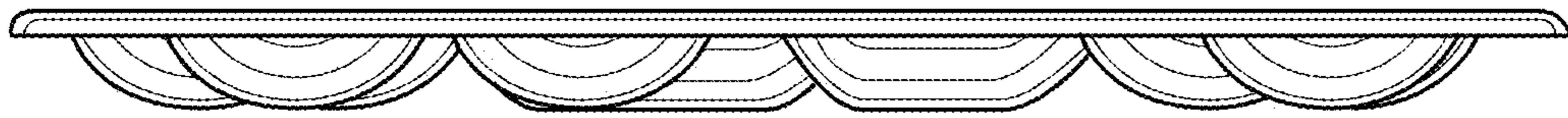


FIG. 5



FIG. 6



FIG. 7

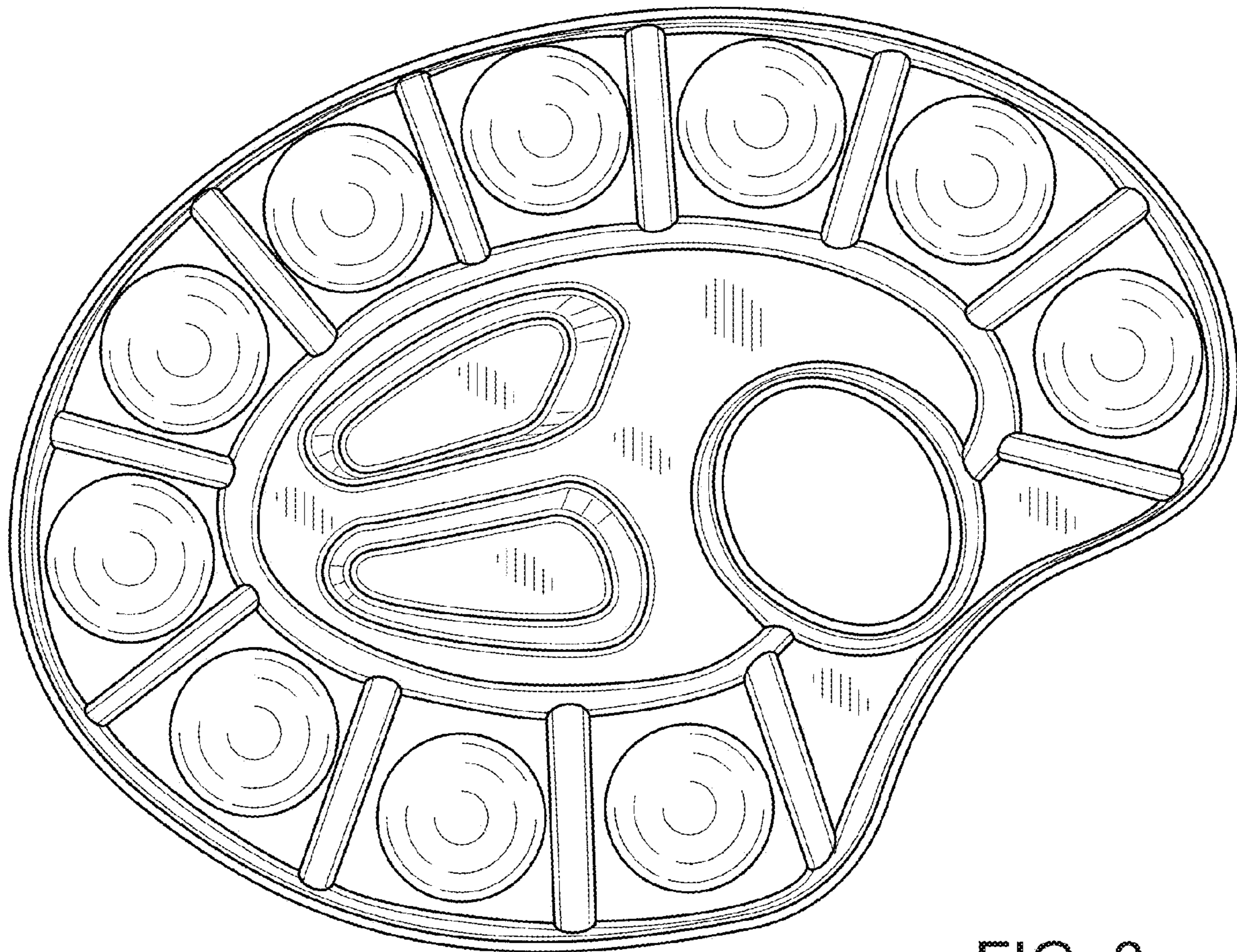


FIG. 8

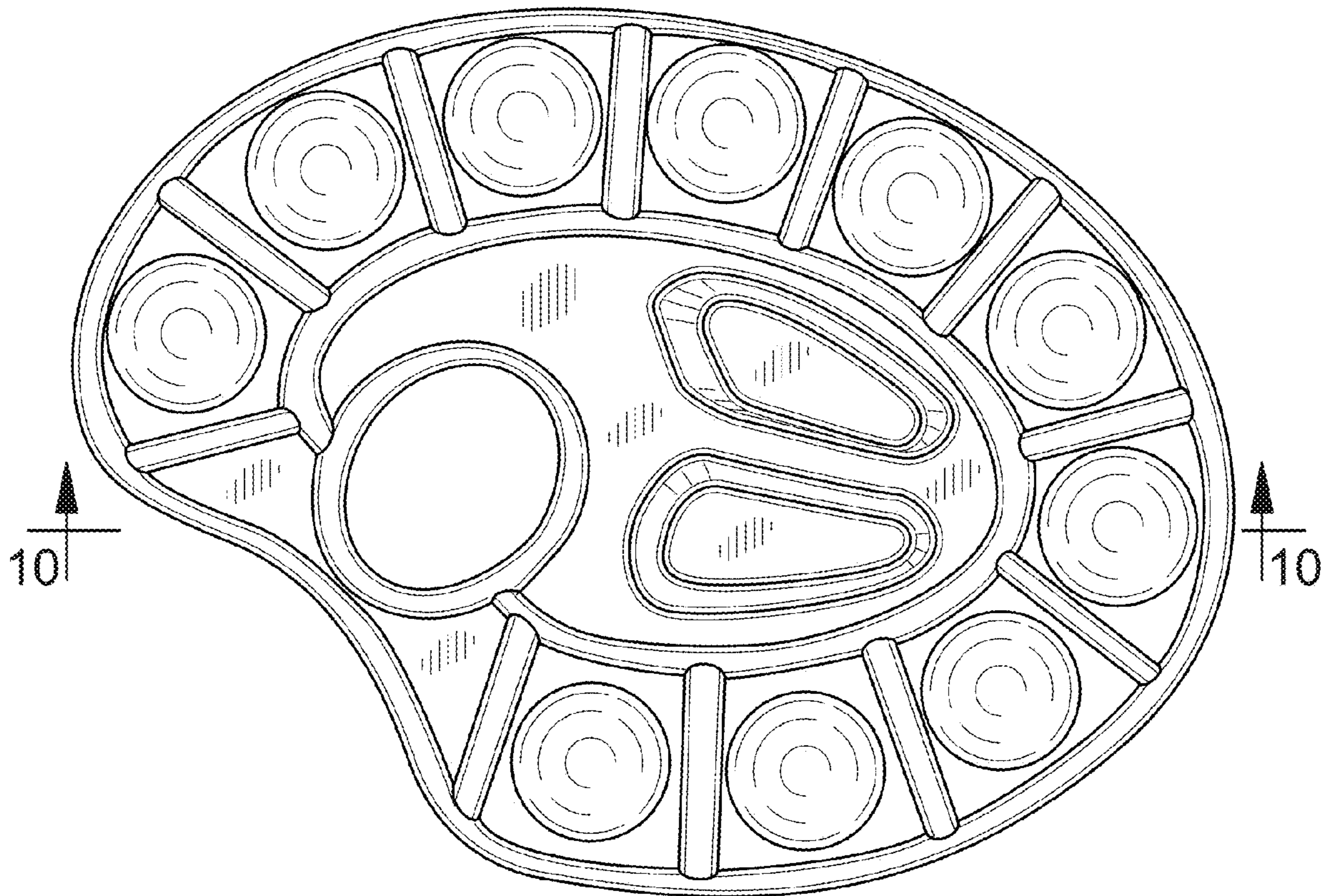


FIG. 9



FIG. 10

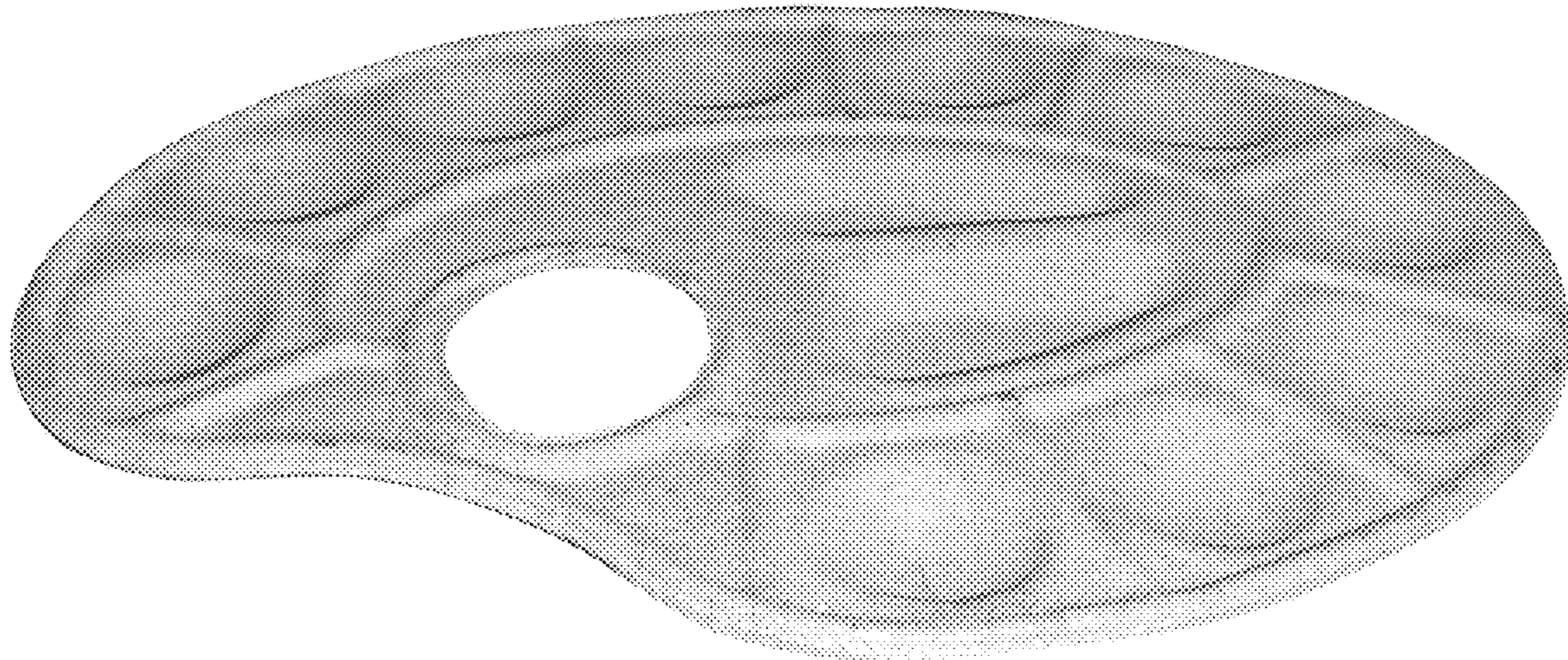


FIG. 11

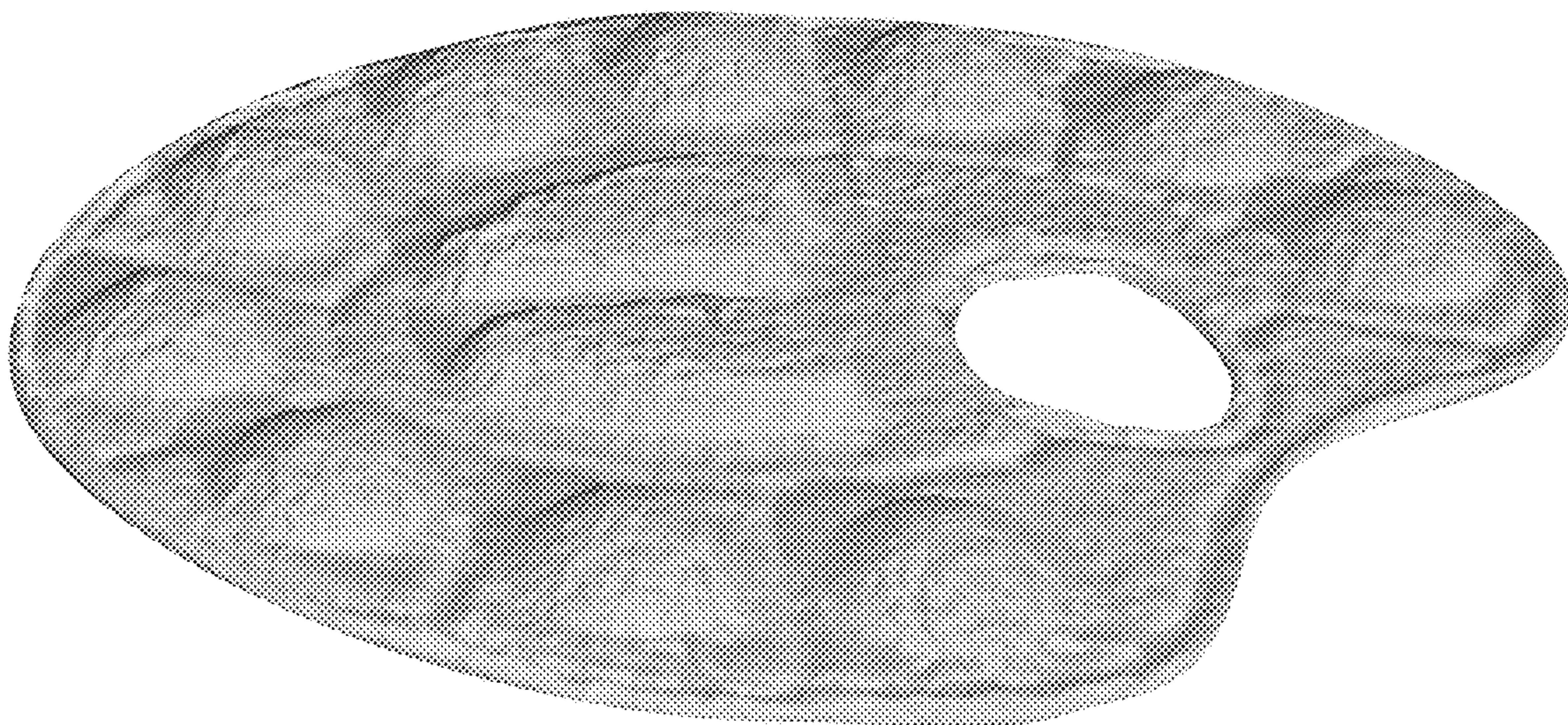


FIG. 12




FIG. 13

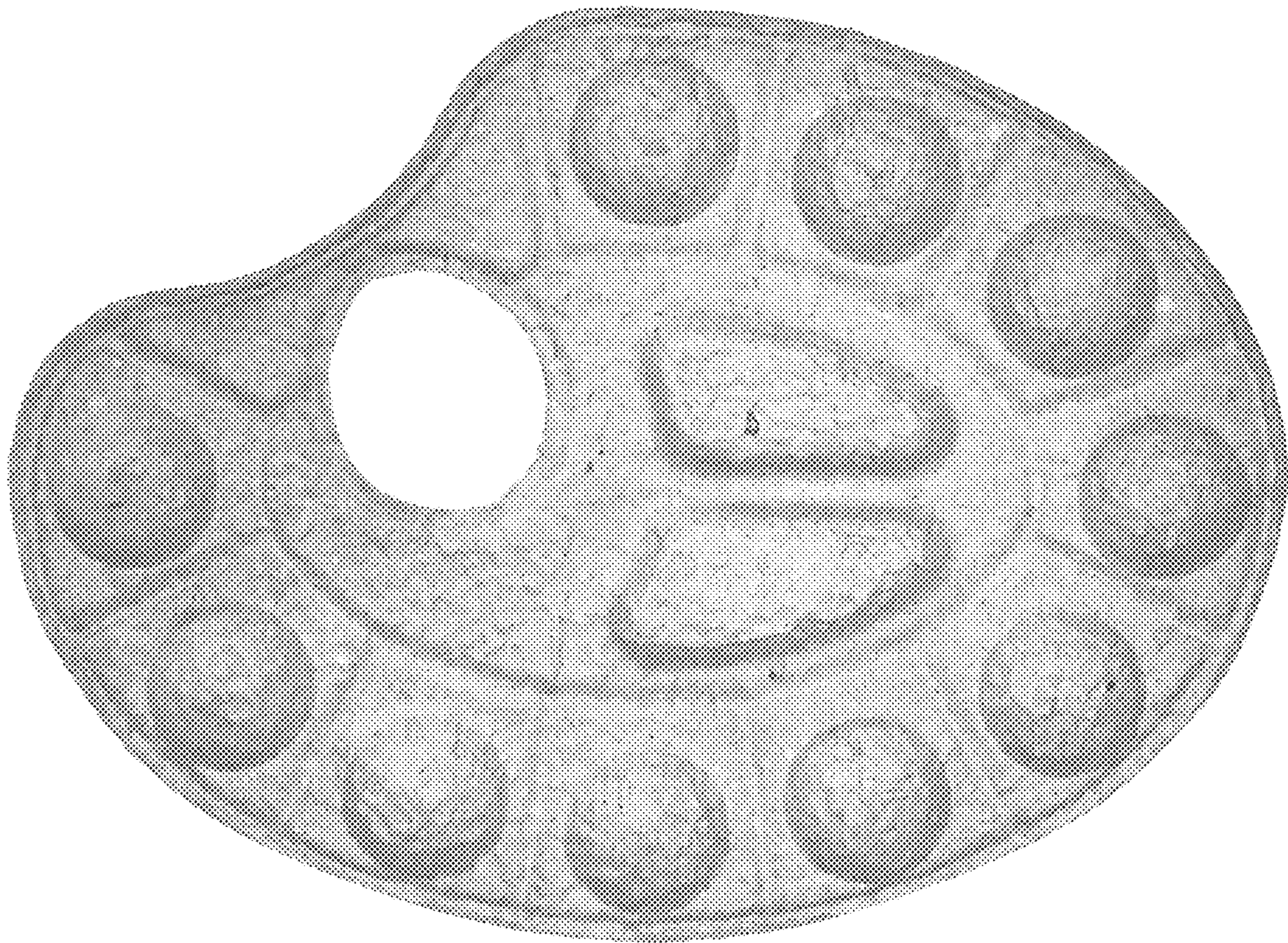


FIG. 14




FIG. 15




FIG. 16




FIG. 17



FIG. 18