

US00D879193S

(12) **United States Design Patent** (10) **Patent No.:** **US D879,193 S**
Frank et al. (45) **Date of Patent:** **** Mar. 24, 2020**

(54) **CURRENCY RECYCLER DOOR**

D231,935 S * 6/1974 Kneale et al. D14/308
D233,345 S * 10/1974 Davis et al. D14/308
5,644,119 A 7/1997 Padula et al.

(71) Applicant: **Revolution Retail Systems LLC**,
Carrollton, TX (US)

(Continued)

(72) Inventors: **David Scott Frank**, Coppel, TX (US);
Mark K. Levenick, Flower Mound, TX (US)

OTHER PUBLICATIONS

Quantum-Coin_Tray_Medium-From_Left_Top-72.
revolutionretailsystems.com. (online image) 1 pg. 2016. [Retrieved
on Jul. 8, 2019] https://www.revolutionretailsystems.com/rrs2016/wp-content/uploads/Quantumn-Coin_Tray_Medium-From_Left_Top-72dpi.jpg.*

(73) Assignee: **Revolution Retail Systems LLC**,
Carrollton, TX (US)

(**) Term: **15 Years**

Primary Examiner — Marie D. Fast Horse

(21) Appl. No.: **29/653,561**

(74) *Attorney, Agent, or Firm* — Locke Lord LLP;
Charles E. Phipps; Alicia J. Carroll

(22) Filed: **Jun. 15, 2018**

Related U.S. Application Data

(57) **CLAIM**

(63) Continuation of application No. 15/784,274, filed on
Oct. 16, 2017, now Pat. No. 10,262,488.

The ornamental design for a currency recycler door, as
shown and described.

(51) **LOC (12) Cl.** **18-01**

(52) **U.S. Cl.**
USPC **D18/12.1; D18/3.1; D99/43**

DESCRIPTION

(58) **Field of Classification Search**
USPC ... D18/3.3, 3.1, 3.2, 4.1, 4.4, 12, 12.1, 12.2,
D18/12.3, 46, 47, 56, 59; D14/300, 301,
D14/302, 303, 307, 308, 348, 349, 432,
D14/439, 441, 448, 449, 462, 469, 471,
D14/900, 901, 902; D10/96, 97;
D99/28, 34, 35, 43, 99; D19/65, 86, 100,
D19/95, 99; D20/1, 8, 9
CPC G07G 1/00; G07G 1/0009; G07G 1/0036;
G07G 1/10; G07G 1/12; G07D 7/00;
G07D 7/04; G07D 9/008; G07D 11/00;
G07D 11/009; G07D 11/0093; G07D
11/50; G07D 2207/00; G07D 2211/00
See application file for complete search history.

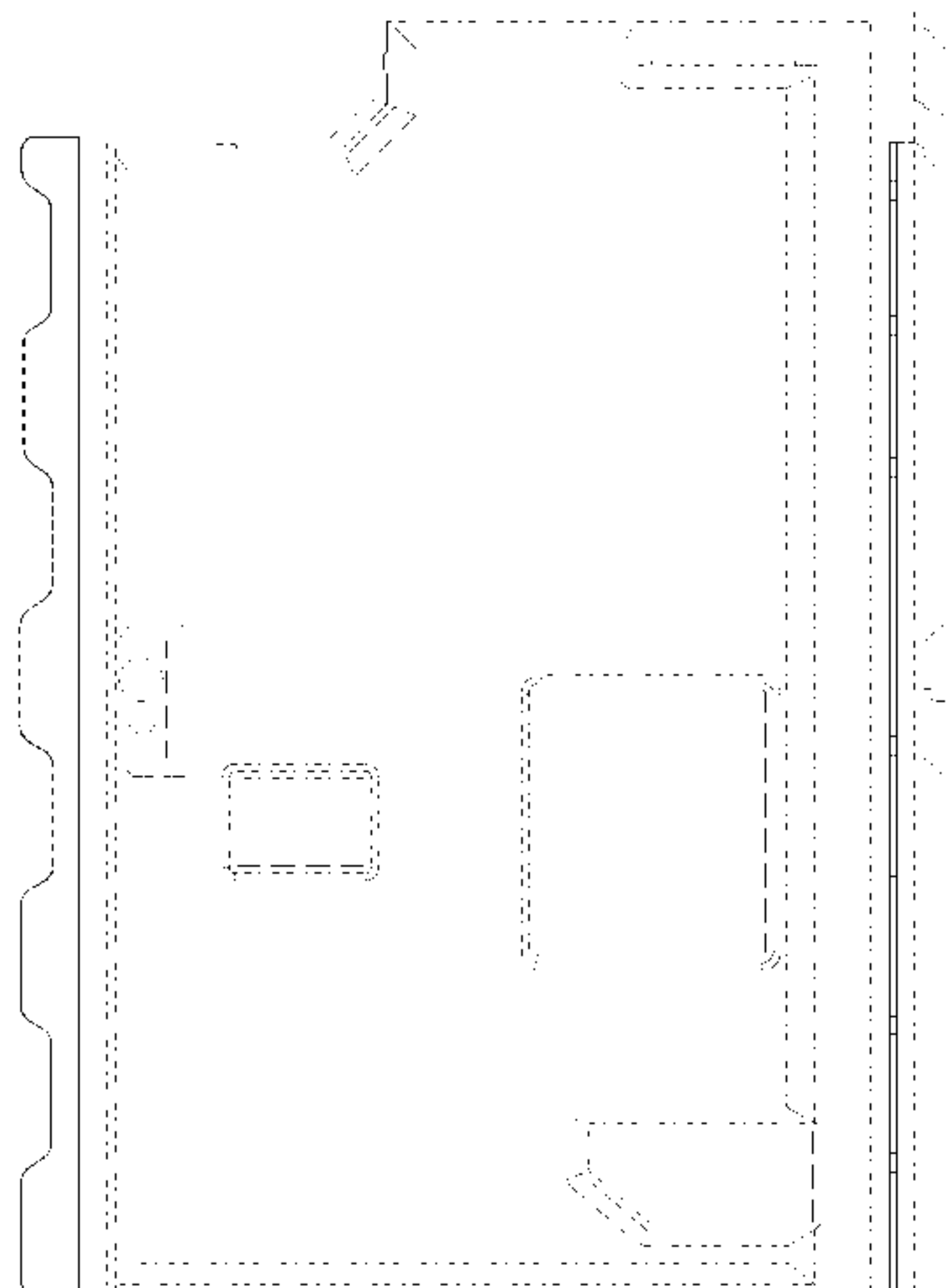
FIG. 1 is a perspective view of a currency recycler having
a currency recycler door;
FIG. 2 is a front elevation view of the currency recycler door
of FIG. 1;
FIG. 3 is a back elevation view of the currency recycler door
of FIG. 1;
FIG. 4 is a top elevation view of the currency recycler door
of FIG. 1;
FIG. 5 is a bottom elevation view of the currency recycler
door of FIG. 1;
FIG. 6 is left-side elevation view of the currency recycler
door of FIG. 1; and,
FIG. 7 is right-side elevation view of the currency recycler
door of FIG. 1.
The broken lines showing portions of the right side door in
FIGS. 1-7 form no part of the claimed design, while all other
broken lines in FIG. 1 depict environmental subject matter
only and form no part of the claim.

(56) **References Cited**

U.S. PATENT DOCUMENTS

D224,320 S * 7/1972 Davis et al. D14/308
D229,697 S * 12/1973 Davis et al. D14/308

1 Claim, 5 Drawing Sheets



(56)

References Cited

U.S. PATENT DOCUMENTS

D394,252 S * 5/1998 Dingman D14/441
 D394,253 S * 5/1998 Dingman D14/441
 D394,430 S * 5/1998 Dingman D14/441
 5,813,510 A * 9/1998 Rademacher G07D 1/04
 194/206
 6,003,652 A 12/1999 Murata et al.
 6,021,883 A * 2/2000 Casanova G07D 11/10
 194/217
 D511,185 S * 11/2005 Rieck D18/39
 D515,619 S * 2/2006 Magee D18/6
 D565,574 S * 4/2008 McClelland D14/441
 D597,548 S * 8/2009 Yang D14/441
 D606,591 S * 12/2009 Pearson D18/7
 7,625,272 B1 12/2009 Moreland et al.
 D608,779 S * 1/2010 Chen D14/349
 D626,171 S * 10/2010 Von Heifner D18/3.1
 D661,727 S * 6/2012 Bleck D18/3.3
 D663,765 S * 7/2012 Bleck D18/3.3
 D669,525 S * 10/2012 Bleck D18/3.3
 D671,164 S * 11/2012 Bleck D18/3.3

8,443,958 B2 * 5/2013 Blake G06Q 99/00
 194/215
 D736,857 S * 8/2015 Kodama D20/9
 D767,239 S * 9/2016 Umeda D99/34
 D777,253 S * 1/2017 Condren D19/65
 D777,254 S * 1/2017 Condren D19/65
 D786,969 S * 5/2017 Brown D18/56
 D810,189 S * 2/2018 Enomoto D18/3.1
 D844,045 S * 3/2019 Umeda D18/3.1
 10,262,488 B1 * 4/2019 Frank G07D 9/008
 2003/0190882 A1 * 10/2003 Blake G07D 9/008
 453/63
 2004/0097182 A1 5/2004 Hill et al.
 2007/0149102 A1 * 6/2007 Umeda G07D 9/00
 453/56
 2008/0171508 A1 * 7/2008 Enomoto G07D 1/00
 453/18
 2010/0230231 A1 9/2010 Uesaka et al.
 2011/0263190 A1 * 10/2011 Stump G07D 3/06
 453/3
 2014/0031974 A1 * 1/2014 Ingvarsson G07D 9/00
 700/232
 2016/0284151 A1 9/2016 Fujimura et al.

* cited by examiner

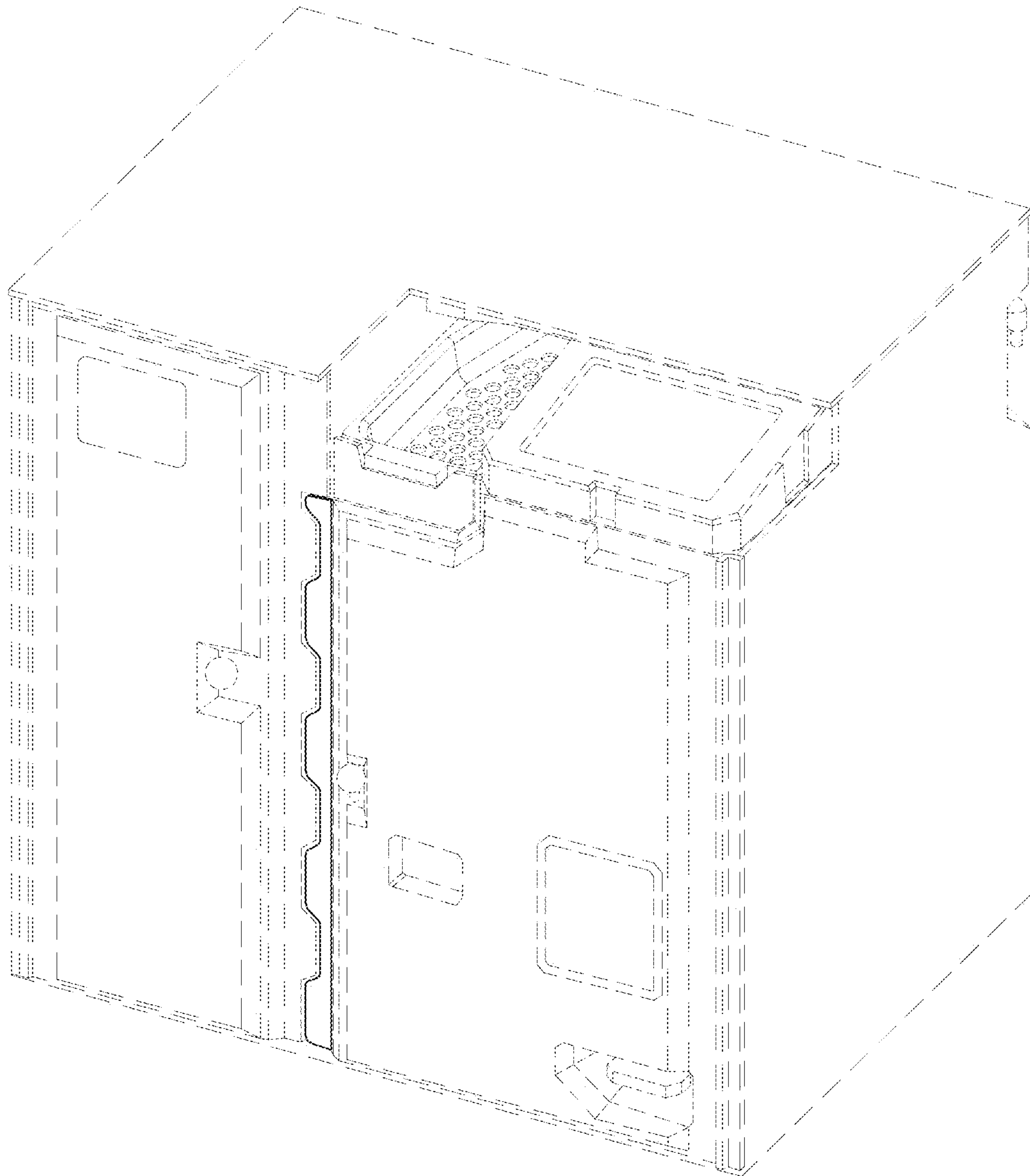


FIG. 1

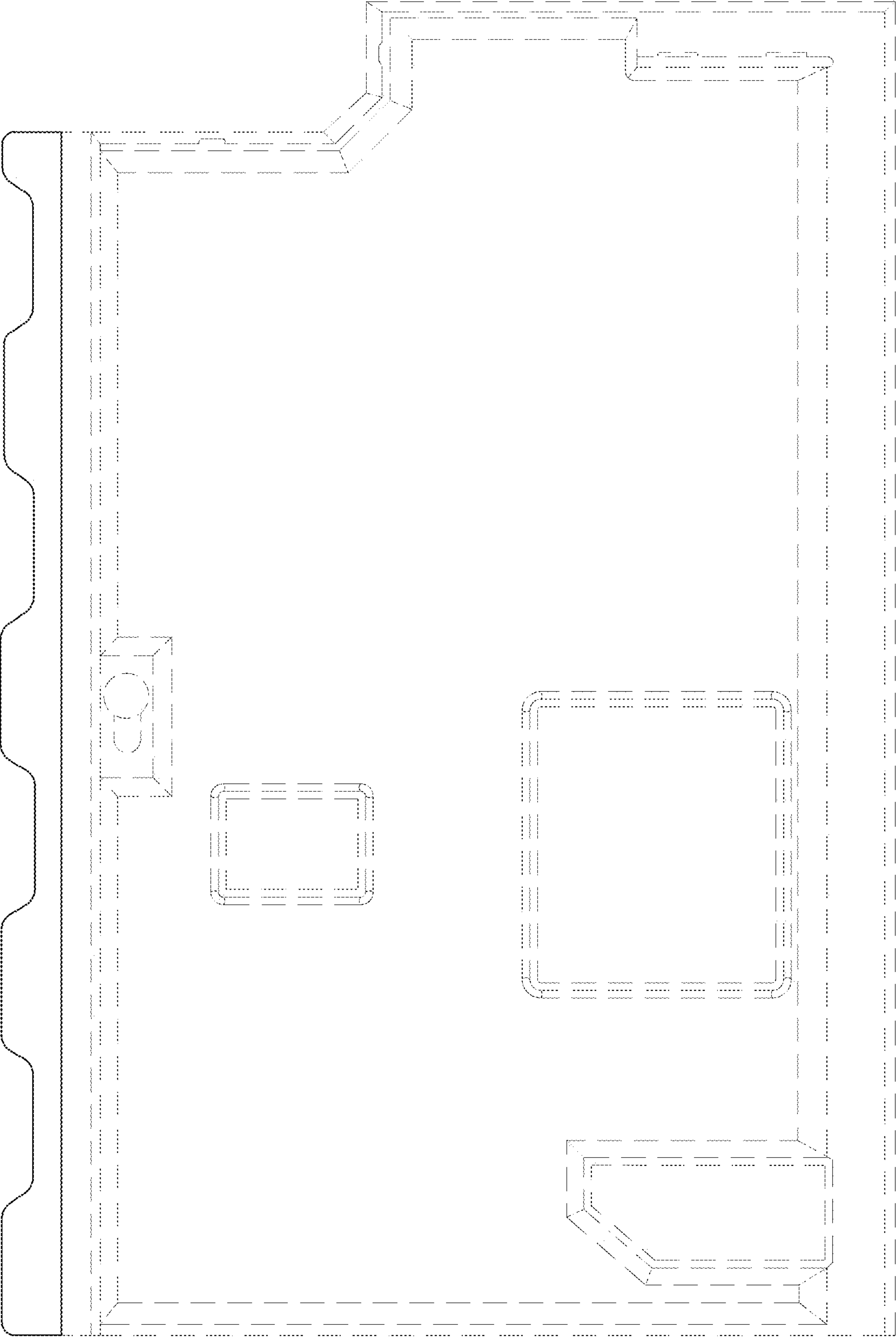


FIG. 2




FIG. 3

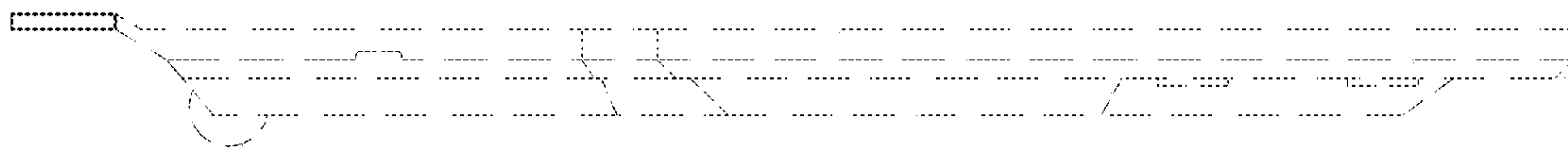


FIG. 4

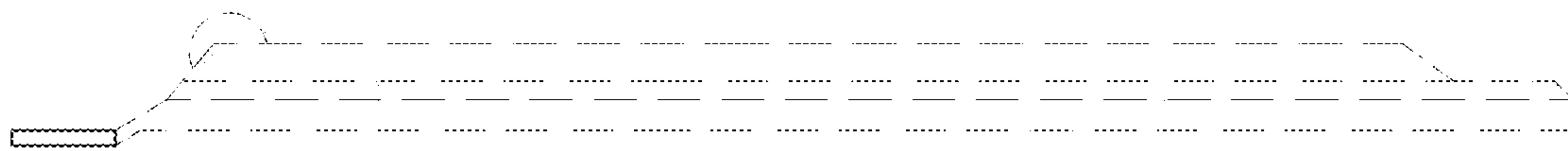


FIG. 5

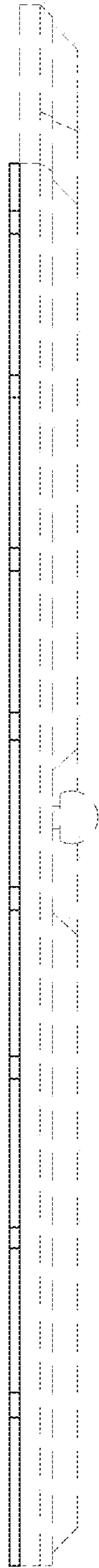


FIG. 6




FIG. 7