



US00D879161S

(12) **United States Design Patent**
Incukur

(10) **Patent No.:** **US D879,161 S**

(45) **Date of Patent:** **** Mar. 24, 2020**

(54) **REFRIGERATOR INTERIOR**

(71) Applicant: **Arçelik Anonim Sirketi**, Istanbul (TR)

(72) Inventor: **Ali Ihsan Incukur**, Istanbul (TR)

(73) Assignee: **Arçelik Anonim Sirketi**, Istanbul (TR)

(**) Term: **15 Years**

(21) Appl. No.: **29/669,952**

(22) Filed: **Nov. 13, 2018**

(30) **Foreign Application Priority Data**

Jun. 14, 2018 (EM) 005310059-0001

(51) **LOC (12) Cl.** **15-07**

(52) **U.S. Cl.**
USPC **D15/89**

(58) **Field of Classification Search**

USPC D15/79-91

CPC F25D 17/065; F25D 2317/061; F25D 2323/023; F25D 23/028; F25D 23/126; F25D 11/02; F25D 2201/126; F25D 2201/1262; F25D 2201/14; F25D 2323/021; F25D 23/02; F25D 23/025; F25D 23/04; F25D 23/062; F25D 23/064; F25D 23/065; F25D 23/067; F25D 2400/361; F25D 25/025; F25D 25/04; F25D 29/005; F25D 29/006; F25D 31/005; F25D 3/06

See application file for complete search history.

(56) **References Cited**

U.S. PATENT DOCUMENTS

D742,431 S * 11/2015 Seo D15/86
D748,691 S * 2/2016 McConnell D15/89

D748,693 S * 2/2016 McConnell D15/89
D749,652 S * 2/2016 McConnell D15/89
D755,260 S * 5/2016 McConnell D15/89
D761,335 S * 7/2016 McConnell D15/89
D761,885 S * 7/2016 McConnell D15/89
D816,736 S * 5/2018 Kim D15/91
D847,218 S * 4/2019 Choi D15/89
D849,804 S * 5/2019 Seo D15/89
D861,744 S * 10/2019 Lee D15/91

* cited by examiner

Primary Examiner — Khawaja Anwar

(74) *Attorney, Agent, or Firm* — Fox Rothschild LLP

(57) **CLAIM**

The ornamental designs for a refrigerator interior, as shown and described.

DESCRIPTION

The patent or application file contains at least one drawing executed in color. Copies of this patent or patent application publication with color drawing(s) will be provided by the Office upon request and payment of the necessary fee.

FIG. 1 is a front elevation view of a refrigerator interior in an open configuration.


FIG. 2 is a left side view of the refrigerator interior in an open configuration.

FIG. 3 is a perspective view of the refrigerator interior in an open configuration.

FIG. 4 is a perspective view of the upper portion of the refrigerator interior in an open configuration; and,

FIG. 5 is a perspective view of the middle portion of the refrigerator interior in an open configuration.

1 Claim, 5 Drawing Sheets
(5 of 5 Drawing Sheet(s) Filed in Color)






FIG. 1

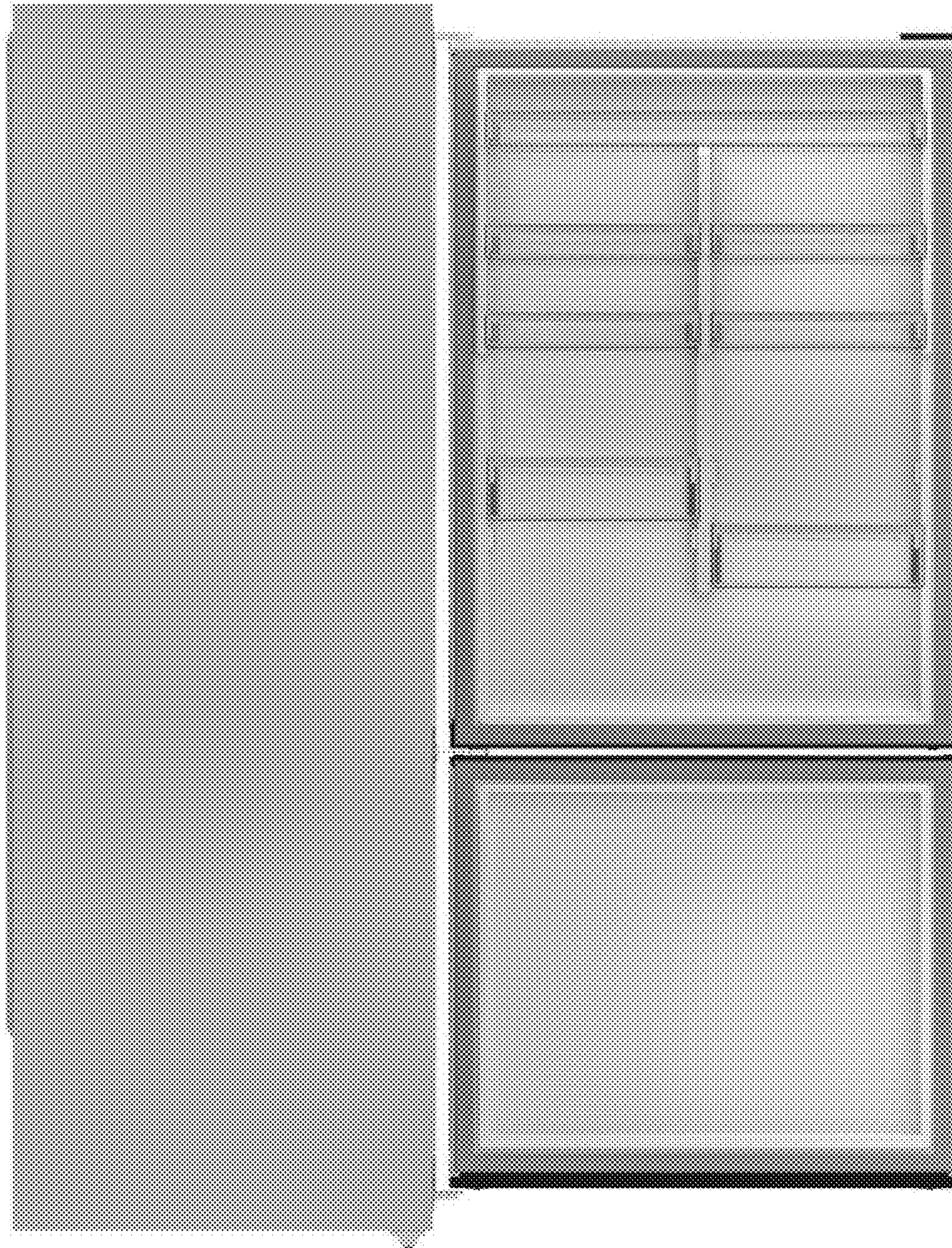


FIG. 2



FIG. 3



FIG. 4



FIG. 5