



US00D879134S

(12) **United States Design Patent** (10) **Patent No.:** **US D879,134 S**
Jones (45) **Date of Patent:** **** Mar. 24, 2020**

- (54) **DISPLAY SCREEN WITH ANIMATED GRAPHICAL USER INTERFACE**
- (71) Applicant: **Maria Francisca Jones**, Enfield (GB)
- (72) Inventor: **Maria Francisca Jones**, Enfield (GB)
- (**) Term: **15 Years**
- (21) Appl. No.: **29/653,593**
- (22) Filed: **Jun. 15, 2018**

Related U.S. Application Data

- (63) Continuation of application No. 29/510,632, filed on Dec. 1, 2014, now Pat. No. Des. 820,879.

(30) **Foreign Application Priority Data**

- May 30, 2014 (EM) 002473835
- (51) **LOC (12) Cl.** **14-04**
- (52) **U.S. Cl.**
USPC **D14/488**
- (58) **Field of Classification Search**
USPC D14/485-488; D18/32, 33; D19/6;
D20/10, 11, 22-38; D21/218, 357
CPC G06F 3/048-04897; G06F 3/16; G06F
3/165; G06F 2203/048-04809; H04M
1/72558; G06Q 10/10; G06Q 10/107;
G06Q 50/01; G06Q 30/06-0645; G06Q
50/10-188; H04L 12/581; H04L 12/1813;
H04L 51/32
See application file for complete search history.

(56) **References Cited**

U.S. PATENT DOCUMENTS

- D579,020 S * 10/2008 Aliaga D14/485
- D672,785 S * 12/2012 Rai D14/486
- D719,969 S * 12/2014 Ebtakar D14/486
- D721,380 S * 1/2015 Pereira D14/485

(Continued)

Primary Examiner — Cathron C Brooks
Assistant Examiner — Ian F Whitmore
 (74) *Attorney, Agent, or Firm* — Lowry Blixseth APC;
 Scott M. Lowry

(57) **CLAIM**

The ornamental design for a display screen with animated graphical user interface, as shown and described.

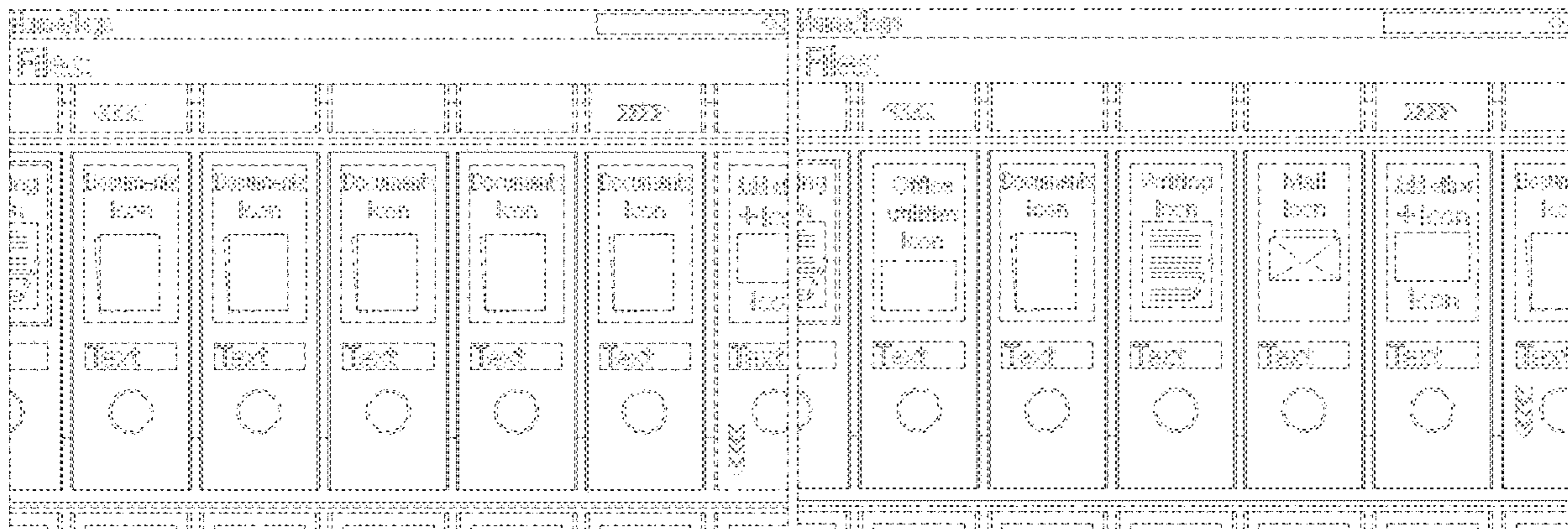
DESCRIPTION

FIG. 1 is a front view showing a display screen with animated graphical user interface showing a first image in the sequence thereof;
 FIG. 2 is a second image in the sequence of the display screen with animated graphical user interface;
 FIG. 3 is a third image in the sequence of the display screen with animated graphical user interface;
 FIG. 4 is a fourth image in the sequence of the display screen with animated graphical user interface;
 FIG. 5 is a fifth image in the sequence of the display screen with animated graphical user interface;
 FIG. 6 is a sixth image in the sequence of the display screen with animated graphical user interface;
 FIG. 7 is a seventh image in the sequence of the display screen with animated graphical user interface; and,
 FIG. 8 is an eighth image in the sequence of the display screen with animated graphical user interface.

The outermost broken line perimeter illustrates a display screen and forms no part of the claimed design. The remaining broken lines illustrate portions of a graphical user interface which form no part of the claimed design. The two groups of arrow features that are depicted in solid line toward the right side of the screen are included in the claimed design.

The appearance of the transitional image sequentially transitions between the images shown in FIGS. 1-8. The process or period in which one image transitions to another image forms no part of the claimed design.

1 Claim, 8 Drawing Sheets



(56)

References Cited

U.S. PATENT DOCUMENTS

D757,065	S *	5/2016	Jeon	D14/486
D757,763	S *	5/2016	Lim	D14/486
D775,167	S *	12/2016	Vazquez	D14/486
D786,274	S *	5/2017	Lee	D14/485
D792,423	S *	7/2017	Seo	D14/485
D808,401	S *	1/2018	Chaudhri	D14/485
D820,879	S *	6/2018	Jones	D14/488
D824,414	S *	7/2018	Peeters	D14/487
D829,755	S *	10/2018	Atkinson	D14/486
D832,302	S *	10/2018	Chu	D14/488
D847,853	S *	5/2019	Wen	D14/488
D847,856	S *	5/2019	Kim	D14/488
D850,485	S *	6/2019	Coquilla	D14/488
2013/0194628	A1 *	8/2013	Kamimoto	G06F 3/1286 358/1.15
2017/0300589	A1 *	10/2017	Jones	G06F 17/30873

* cited by examiner

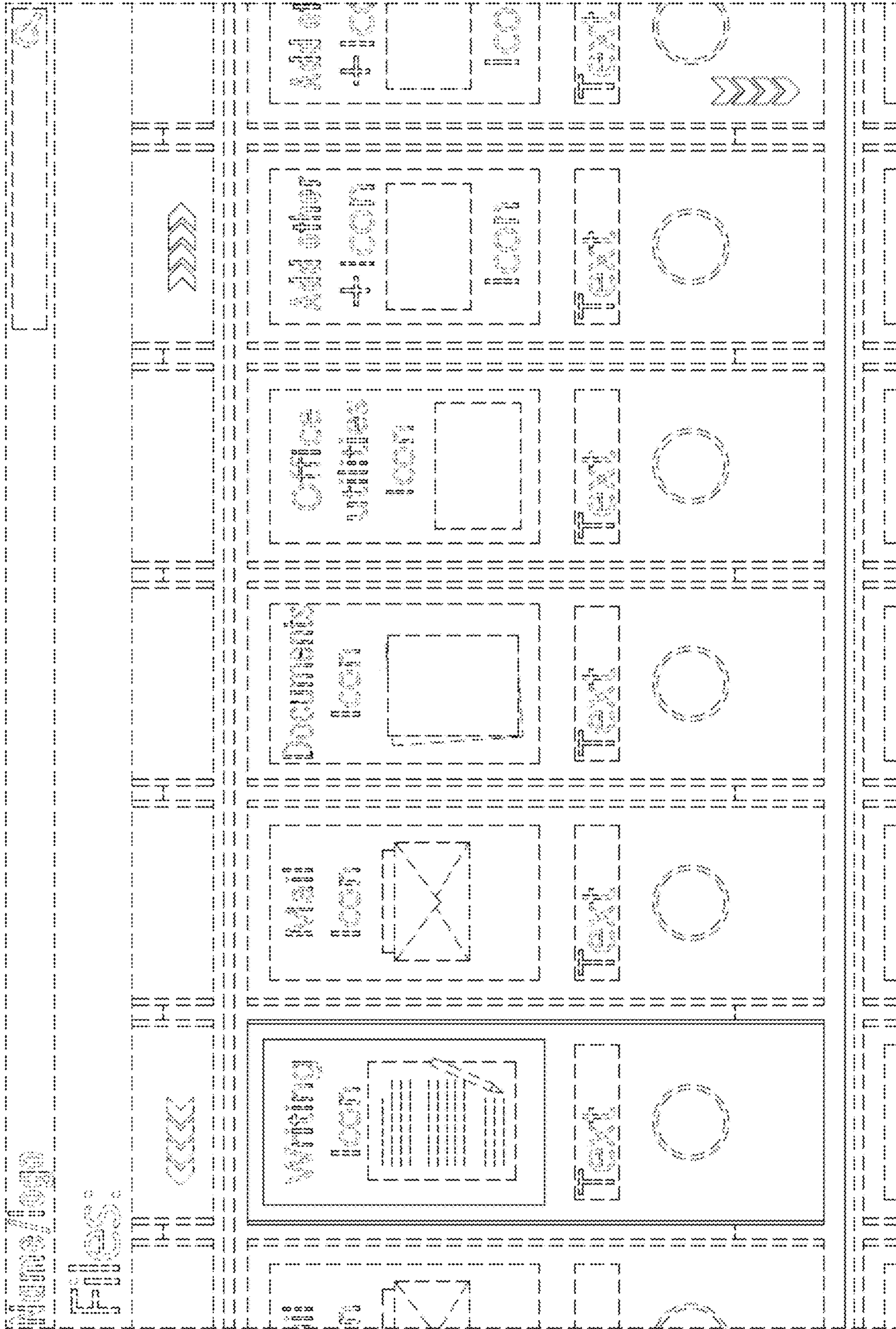


FIG. 1

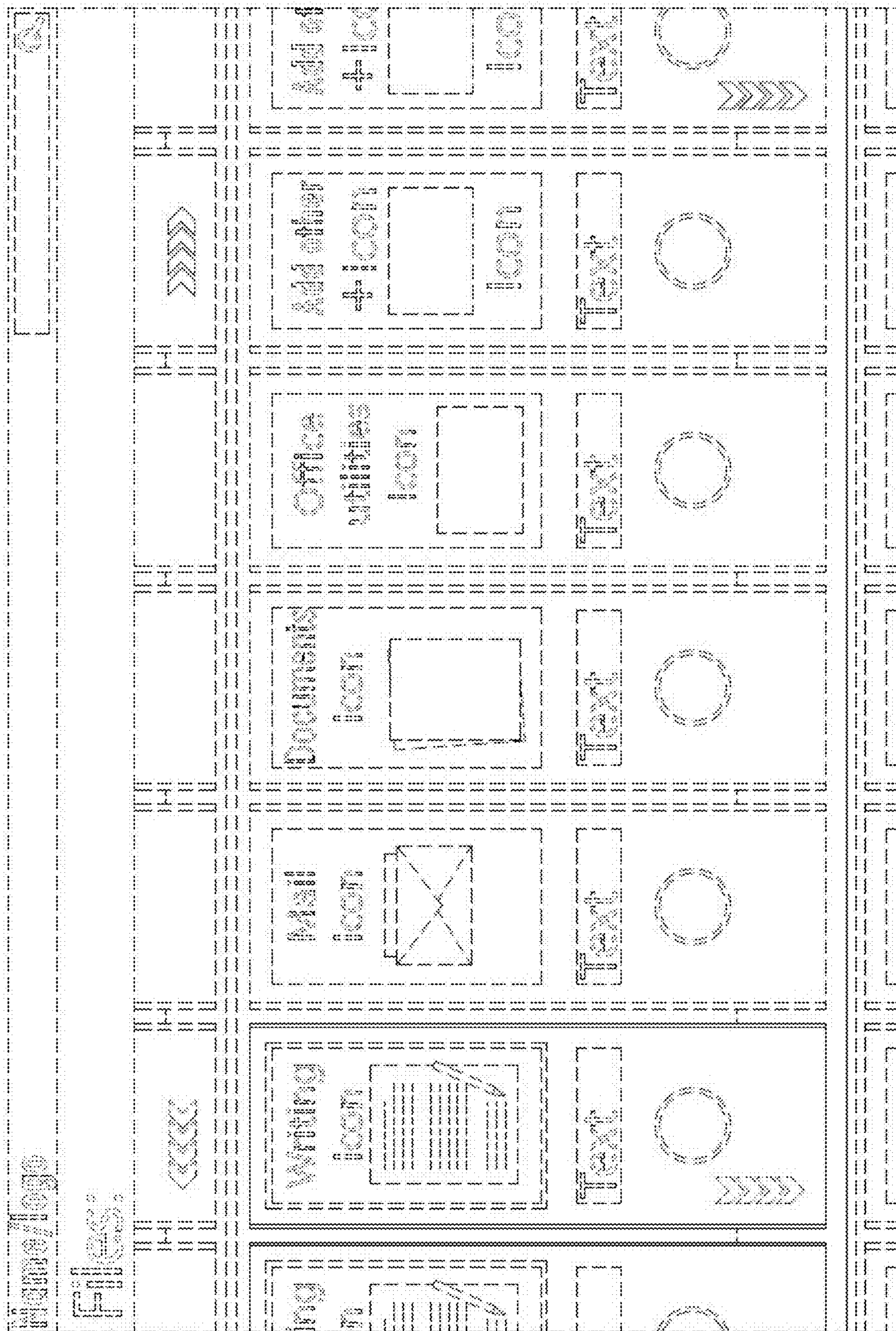


FIG. 2

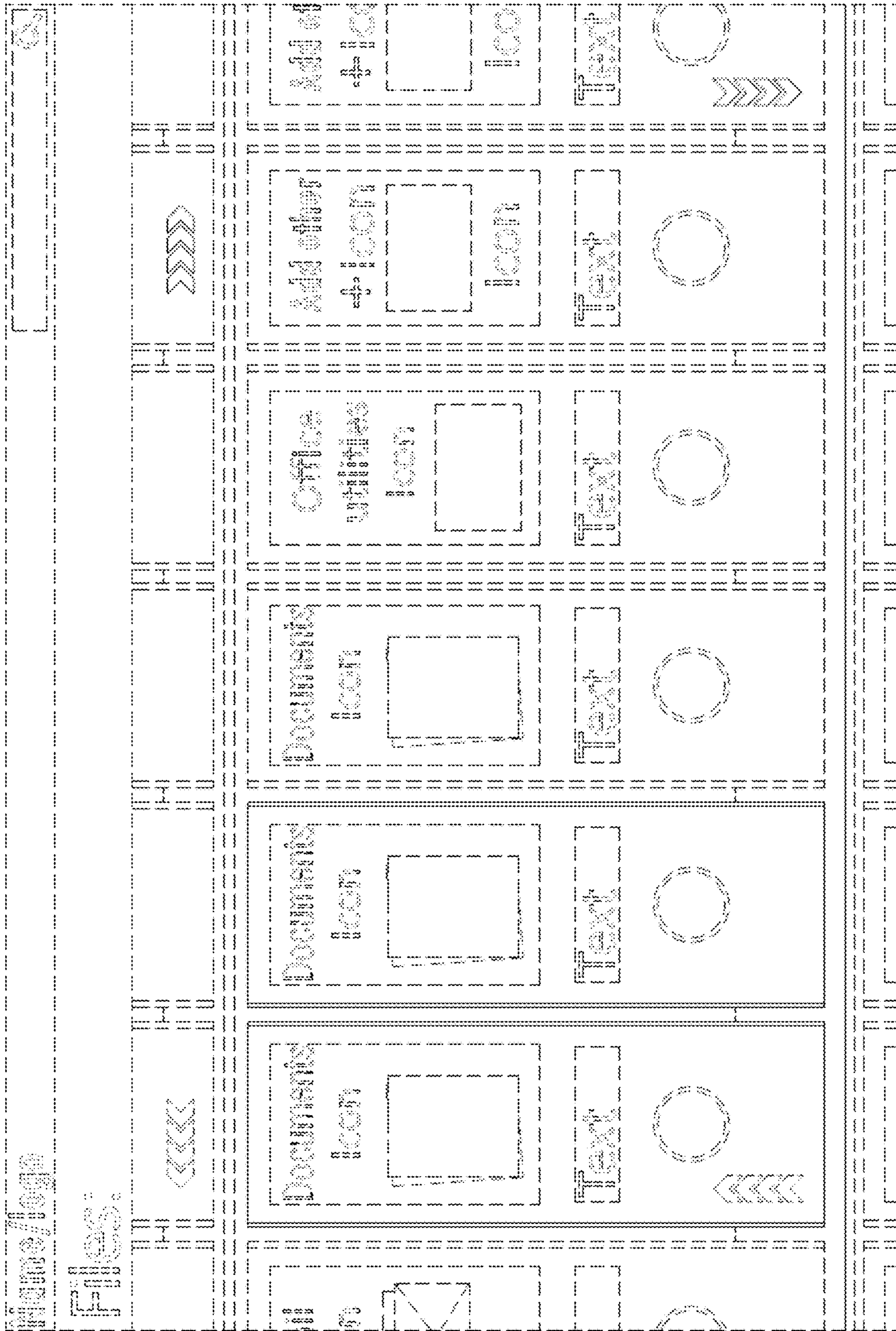


FIG. 3

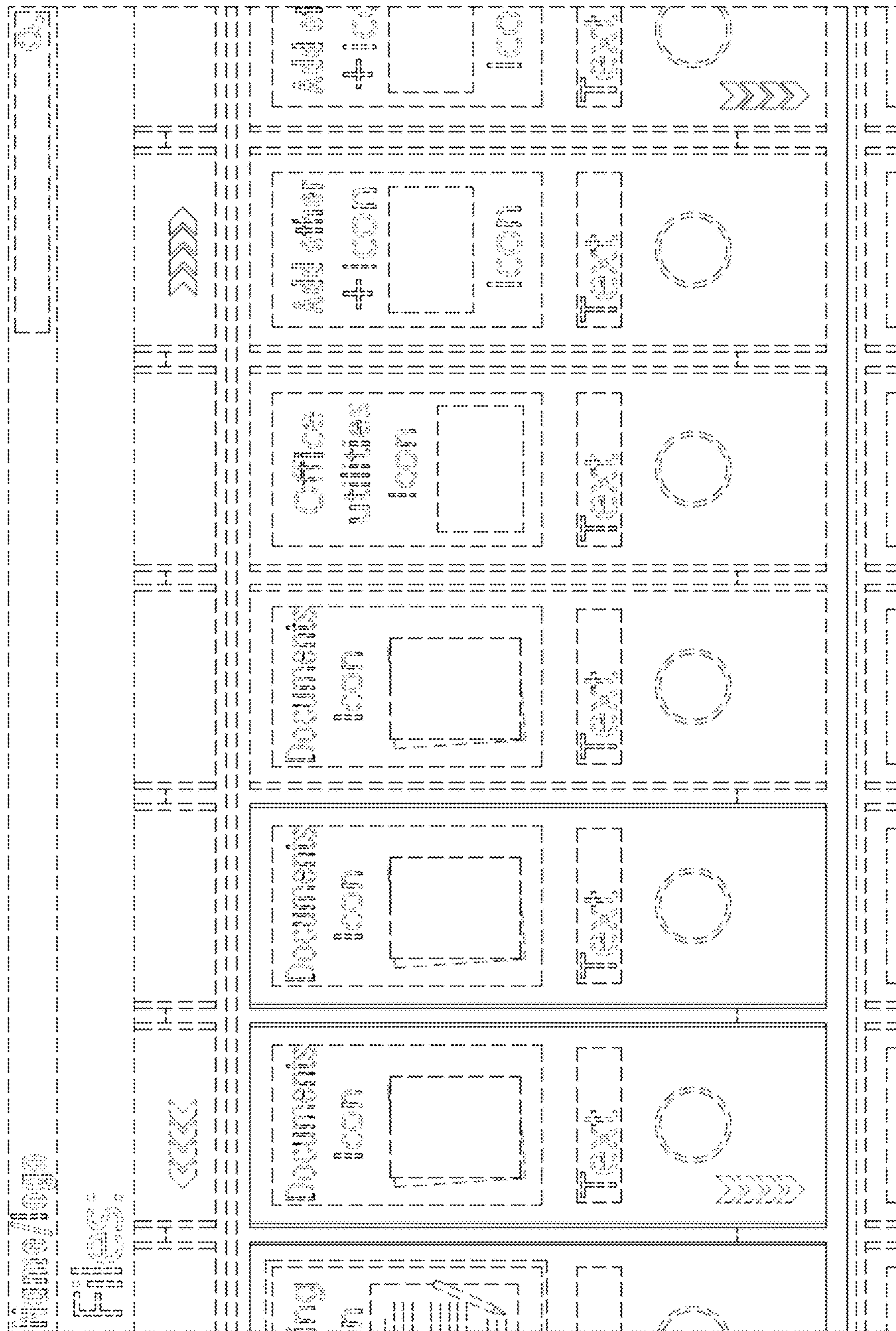


FIG. 4

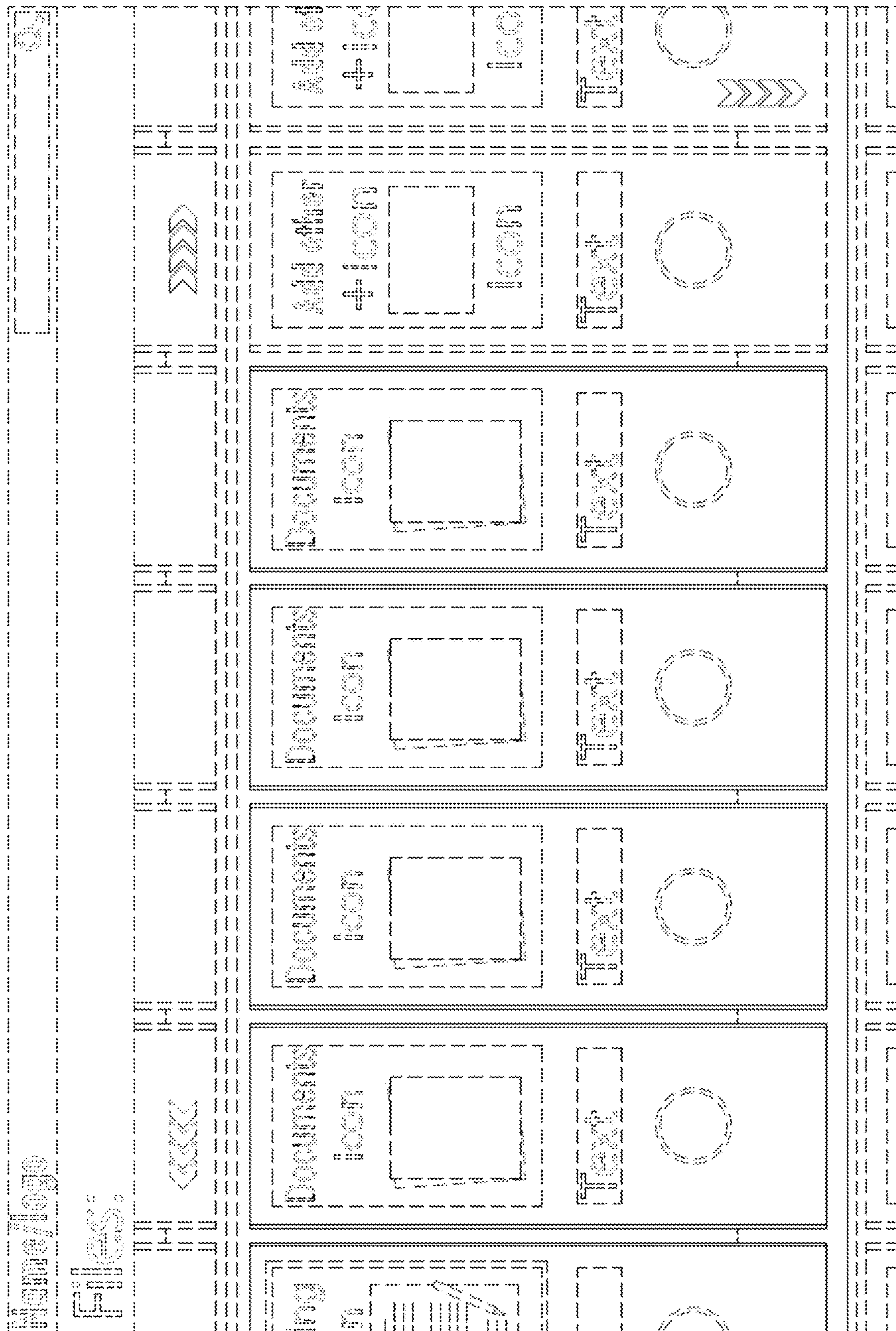


FIG. 6

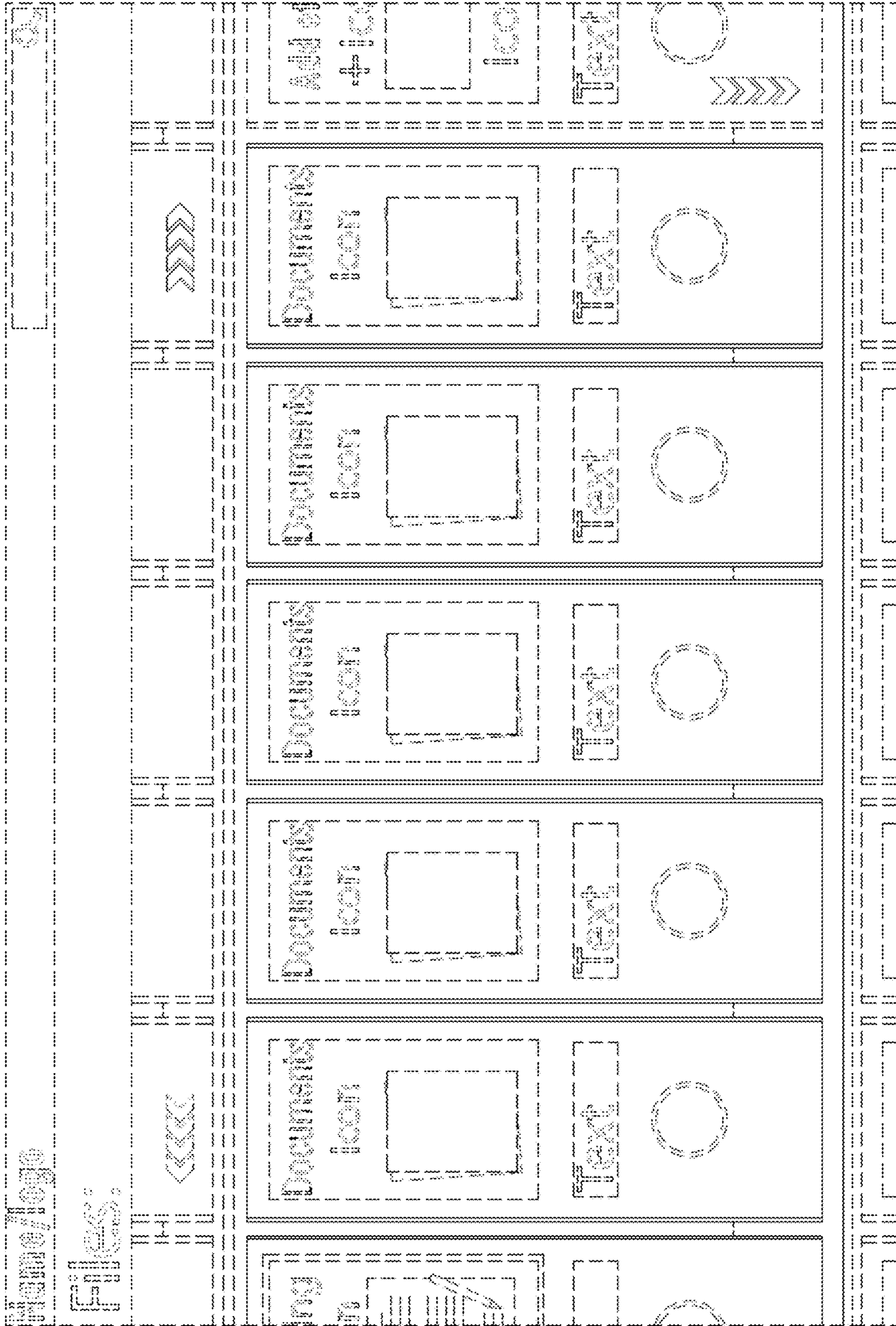


FIG. 7

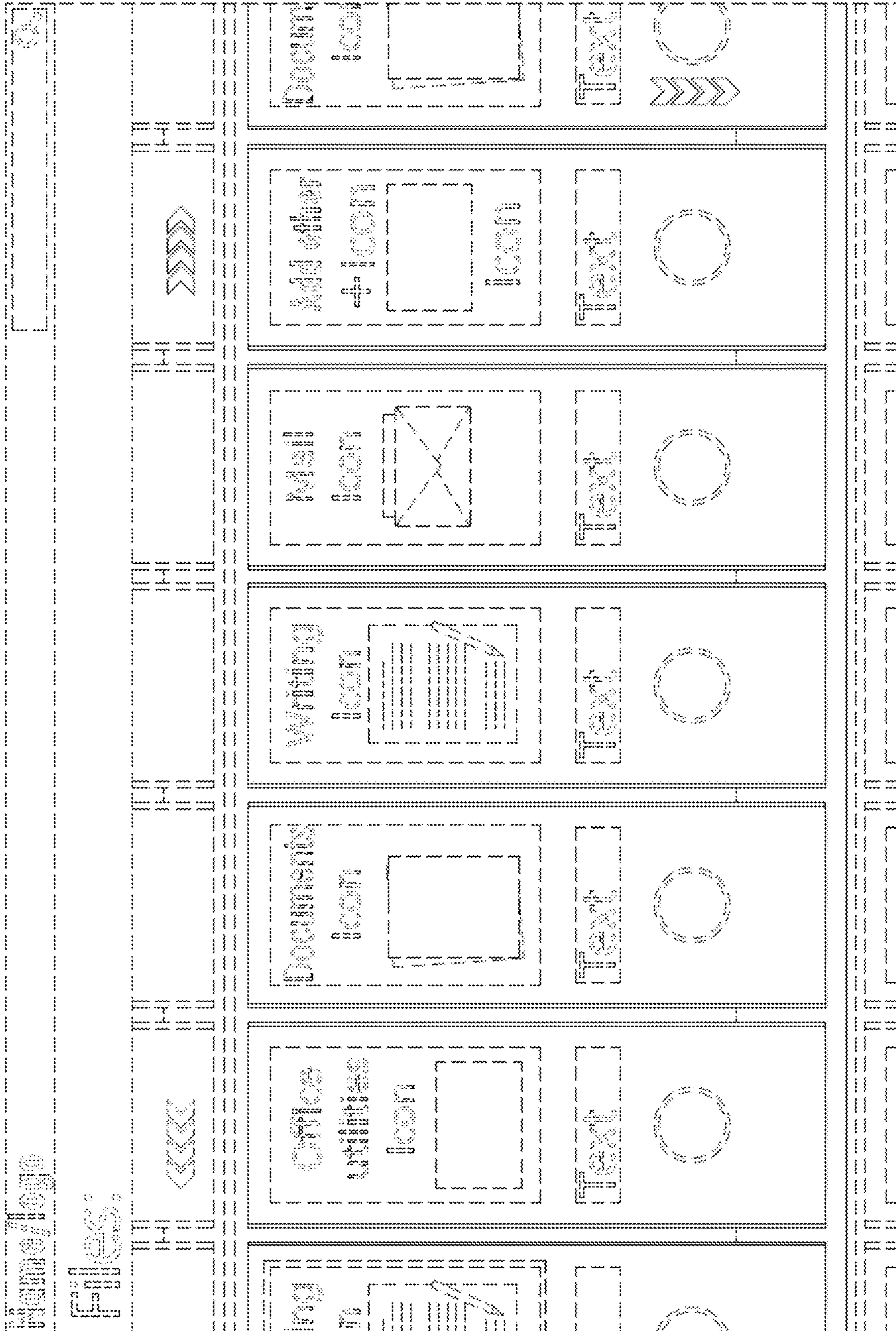


FIG. 8