



US00D879122S

(12) **United States Design Patent**
Ebler et al.

(10) **Patent No.:** **US D879,122 S**
(45) **Date of Patent:** **** Mar. 24, 2020**

(54) **DISPLAY SCREEN OR PORTION THEREOF WITH GRAPHICAL USER INTERFACE FOR A CLAMP DISPLAY OF A CARDIOPULMONARY BYPASS MACHINE SYSTEM**

FOREIGN PATENT DOCUMENTS

JP 1294399 1/2007
JP 1437253 3/2012

(Continued)

(71) Applicant: **Maquet Cardiopulmonary GmbH**, Rastatt (DE)

OTHER PUBLICATIONS

(72) Inventors: **Ralph J. Ebler**, Warwick, NY (US);
Susan Hebert, Lake Hiawatha, NJ (US)

Sorin article, <http://www.sorin.com/products/cardiac-surgery/perfusion/hlm/s5>, printed on Jun. 13, 2015, 11 pages.

(Continued)

(73) Assignee: **MAQUET CARDIOPULMONARY GmbH**, Rastatt (DE)

Primary Examiner — Darlington Ly
Assistant Examiner — Katherine A Holbrow

(**) Term: **15 Years**

(74) *Attorney, Agent, or Firm* — Wesley Scott Ashton

(21) Appl. No.: **29/627,877**

(57) **CLAIM**

(22) Filed: **Nov. 30, 2017**

The ornamental design for a display screen or portion thereof with graphical user interface for a clamp display of a cardiopulmonary bypass machine system, as shown and described.

(51) **LOC (12) Cl.** **14-04**

(52) **U.S. Cl.**

USPC **D14/486**; D14/492

(58) **Field of Classification Search**

USPC D14/485–495

CPC .. G06F 3/0481; G06F 3/0482; G06F 3/04842;

G06F 3/0488; G06F 3/04817; G06F

19/3418; G06F 19/00; G06T 2200/24;

A63F 2001/001

See application file for complete search history.

DESCRIPTION

The file of this patent contains at least one drawing/photograph executed in color. Copies of this patent with color drawing(s)/photograph(s) will be provided by the Office upon request and payment of the necessary fee.

FIG. 1 is a front view of a display screen or portion thereof with graphical user interface for a clamp display of a cardiopulmonary bypass machine system showing a first embodiment of the new design; and,

FIG. 2 is a front view of a second embodiment thereof.

The broken lines immediately adjacent the outer edge perimeter of the graphical user interface shows a display screen, and forms no part of the claimed design. All other broken lines show portions of the graphical user interface and form no part of the claimed design.

(56) **References Cited**

U.S. PATENT DOCUMENTS

5,791,907 A * 8/1998 Ramshaw G09B 23/285

434/262

D415,134 S * 10/1999 Culp D14/488

D419,543 S * 1/2000 Warren D14/486

D422,986 S * 4/2000 Williams, Jr. D14/492

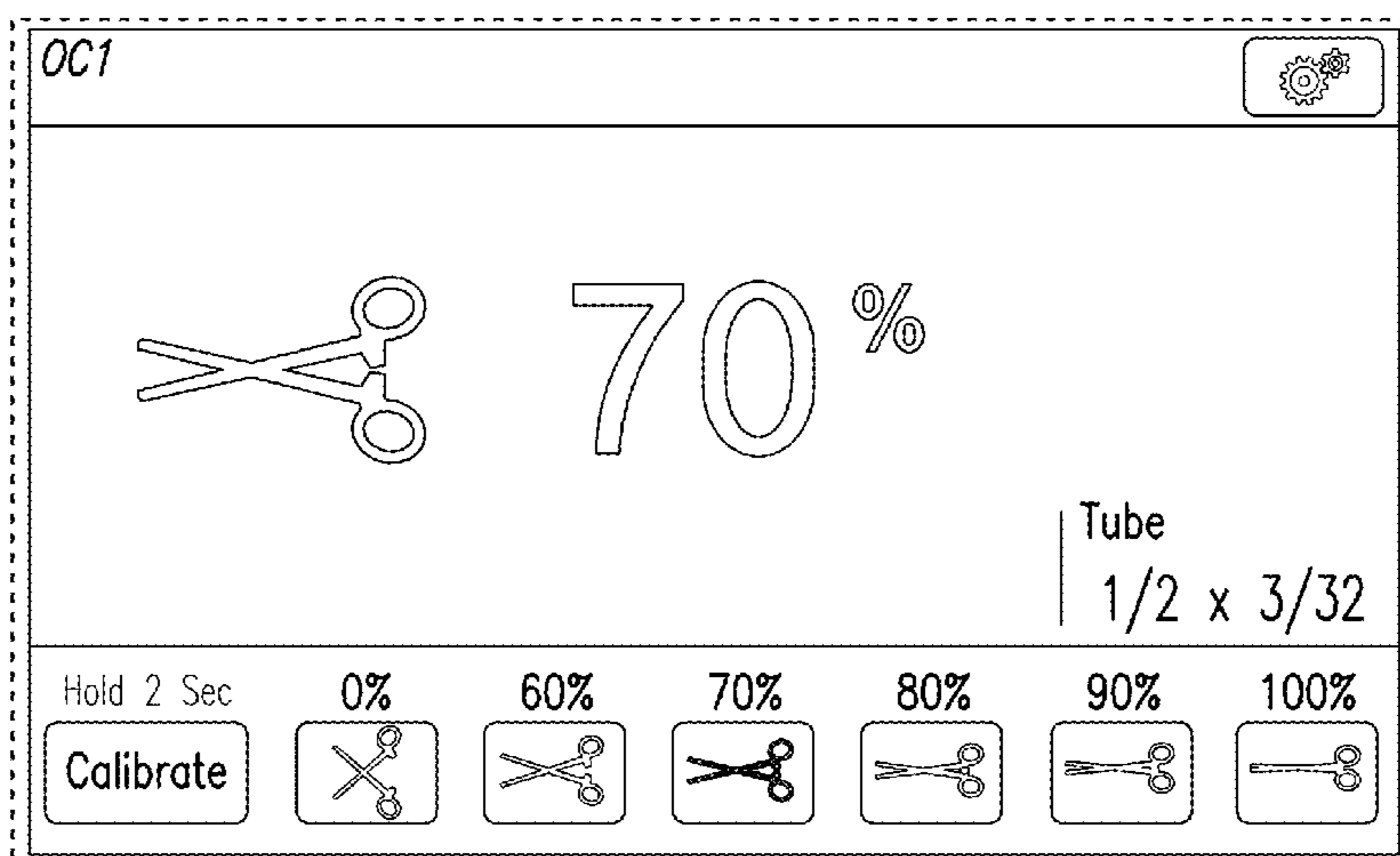
D479,720 S 9/2003 Ohashi et al.

D503,178 S * 3/2005 Choi D14/486

(Continued)

1 Claim, 2 Drawing Sheets

(1 of 2 Drawing Sheet(s) Filed in Color)



(56)

References Cited

U.S. PATENT DOCUMENTS

D510,582 S 10/2005 Hoang et al.
 D548,238 S 8/2007 Fletcher
 D548,732 S 8/2007 Fletcher
 D548,742 S 8/2007 Fletcher
 D554,663 S * 11/2007 Van Dongen D14/492
 D565,627 S 4/2008 Kase
 D570,363 S 6/2008 Ulm et al.
 D574,010 S 7/2008 Borovsky et al.
 D575,792 S 8/2008 Benson
 D593,117 S 5/2009 Lettau
 D594,018 S 6/2009 Ball et al.
 D611,055 S 3/2010 Jonasson et al.
 D626,140 S 10/2010 McLaughlin et al.
 D629,005 S 12/2010 Jewitt et al.
 D632,698 S 2/2011 Judy et al.
 D632,699 S 2/2011 Judy et al.
 D633,919 S 3/2011 Chen
 D640,264 S 6/2011 Fujii et al.
 D653,672 S * 2/2012 Friedlander D14/487
 D655,301 S 3/2012 Ray et al.
 D655,710 S 3/2012 Inada et al.
 D656,946 S * 4/2012 Judy D14/486
 D657,369 S 4/2012 Hecht et al.
 D658,196 S * 4/2012 Wood D14/486
 D660,864 S 5/2012 Anzures et al.
 D662,507 S 6/2012 Mori et al.
 D664,152 S 7/2012 Ray et al.
 D665,414 S 8/2012 Lee et al.
 D667,419 S 9/2012 Rai et al.
 D675,224 S 1/2013 Lee et al.
 D678,895 S * 3/2013 Ebler D14/486
 D682,288 S 5/2013 Donahue et al.
 D689,085 S 9/2013 Pasceri et al.
 D701,236 S 3/2014 Hatta
 D702,247 S 4/2014 d'Amore et al.
 D703,681 S 4/2014 d'Amore et al.
 D709,901 S 7/2014 Landis et al.
 D709,906 S 7/2014 Jonasson et al.
 D710,377 S 8/2014 Rydenhag
 D712,908 S 9/2014 Rodenhouse et al.
 D722,318 S 2/2015 Moore
 D722,319 S 2/2015 Moore
 D722,322 S 2/2015 Strayle
 D722,611 S 2/2015 Moore
 D728,586 S 5/2015 Konno et al.
 D728,601 S 5/2015 Angelides
 D729,267 S 5/2015 Yoo et al.
 9,039,635 B2 * 5/2015 Burdorff A61B 10/0275
 600/568
 D730,929 S * 6/2015 Yu D14/486
 D731,507 S 6/2015 Kyakuno
 D732,549 S 6/2015 Kim
 D733,172 S 6/2015 Angelides
 D735,743 S 8/2015 Kanenari et al.
 D737,304 S 8/2015 Urdan et al.
 D740,310 S * 10/2015 Drozd D14/486
 D740,311 S * 10/2015 Drozd D14/486
 D742,892 S 11/2015 Mitchell
 D746,310 S 12/2015 Ta
 D750,099 S 2/2016 Seo et al.
 D750,132 S * 2/2016 Kim D14/492
 D751,088 S 3/2016 Seo et al.
 D752,076 S 3/2016 Guesnon
 D753,169 S 4/2016 Kim
 D754,143 S 4/2016 Sugimoto
 D754,161 S 4/2016 Wilder et al.
 D754,163 S 4/2016 Park
 D754,172 S 4/2016 Ferreira et al.
 D754,680 S 4/2016 Lee et al.
 D754,701 S 4/2016 Seo et al.
 D754,703 S 4/2016 Moon et al.
 D755,821 S 5/2016 Lee et al.
 D757,059 S 5/2016 Gray et al.
 D759,100 S 6/2016 Pal et al.
 D763,274 S 8/2016 Edwards et al.

D764,488 S 8/2016 Bae et al.
 D765,111 S * 8/2016 Cole D14/486
 D765,698 S 9/2016 Kwon
 D768,174 S 10/2016 Kim et al.
 D769,290 S 10/2016 Choi et al.
 D769,291 S 10/2016 Kim et al.
 D772,887 S 11/2016 Frew et al.
 D776,701 S 1/2017 Huang et al.
 D780,189 S 2/2017 Yang
 D781,308 S 3/2017 Austin et al.
 D782,496 S 3/2017 Contreras et al.
 D783,039 S 4/2017 Park et al.
 D786,279 S 5/2017 McKim et al.
 D786,910 S 5/2017 Higuchi et al.
 D787,543 S 5/2017 Qiu et al.
 D791,810 S 7/2017 Hatzikostas
 9,847,044 B1 * 12/2017 Foster G09B 23/28
 D810,108 S 2/2018 Tuthill et al.
 D819,042 S 5/2018 Ebler et al.
 D829,736 S 10/2018 Jochetz et al.
 2003/0135087 A1 7/2003 Hickle et al.
 2007/0011702 A1 1/2007 Vaysman
 2007/0288868 A1 12/2007 Rhee et al.
 2012/0005607 A1 1/2012 Tofinetti et al.
 2013/0187780 A1 7/2013 Angelides
 2014/0127063 A1 5/2014 Petersen et al.
 2015/0362927 A1 * 12/2015 Giorgi G05D 23/1905
 700/276
 2017/0102846 A1 4/2017 Ebler et al.

FOREIGN PATENT DOCUMENTS

JP D1458638 1/2013
 JP 1484744 10/2013
 JP 1584029 S 7/2017
 JP 1585836 S 8/2017

OTHER PUBLICATIONS

Sorin | S5 Brochure, Sorin Group USA, Inc., 2010.
 MetaVision Perfusion™, A point-of-care clinical information system for perfusionists, MAQUET Getinge Group 2015 <<http://www.maquet.com/int/products/metavision-perfusion/>>.
 Heart-Lung Machine HL20 Brochure, MAQUET Cardiopulmonary AG 2012.
 “Heart Lung Machine Fundraising.” Aug. 18, 2015. Web. Nov. 6, 2015. <<http://www.heartcentreforchildren.com.au/heart-lung-machine-fundraising.html>>.
 Heart-lung machines. surgeryencyclopedia.com. Advameg, Inc. 2015. Web. Nov. 5, 2015. <<http://www.surgeryencyclopedia.com/Fi-La/Heart-Lung-Machines.html>>.
 Machine coeur-pournon HL30. Feb. 21, 2013. Web. Nov. 18, 2015. <<file:///C:/Users/u2002449/Downloads/mes-130225-MachineCoeurPournonHL30-Maquet.pdf>>.
 Terumo Advanced Perfusion System 1. Terumo Cardiovascular Group. Nov. 2014. Web. Nov. 18, 2015. <http://www.terumo-cvs.com/doc/848594_Terumo-System1_Brochure%20_Nov2013_LowRes_Pgs.pdf>.
 Product Catalog Jostra HL 20, MAQUET Cardiopulmonary AG, Web. Nov. 18, 2015, <http://glavm.ru/upload/information_system_18/2/8/7/item_287/information_items_property_343.pdf>.
 Sorin | S5 System Operating Instructions, Sorin Group Deutschland GmbH, 2006, 2007.
 Hessel, Eugene A., “Circuitry and Cannulation Techniques”, Chapter 5, Cardiopulmonary Bypass: Principles and Practices, edited by Glenn P. Gravlee, 3rd edition, 2008, pp. 63-65.
 Product Brochure—CS300 IABP—Product Features—2009 Publication—Maquet Cardiovascular LLC. U.S.A.
 Product Brochure—CS100 IABP—Intelligent Counterpulsation—2010 Publication—Maquet Cardiovascular LLC. U.S.A.
 Operators Guide—The CS100/CS100i Abbreviated Operator’s Guide—2009 Publication—Maquet Cardiovascular LLC. U.S.A.
 Operators Guide—Datascope Abbreviated Operator’s Guide for the System 97 Intra-Aortic Balloon Pump—Published prior to 2009—Datascope Corp. U.S.A.

(56)

References Cited

OTHER PUBLICATIONS

Brochure—Sensation and CS300 IABP System Smaller Meets Faster—Published in 2009—Maquet Cardiovascular LLC. U.S.A.

Brochure—CS300 IABP Product Features—Published in 2009—Maquet Cardiovascular L.L.C. U.S.A.

Official Action—dated Dec. 6, 2017—for Japanese Patent Application No. 2017-12102, which corresponds to this pending application.

Image—Runner Advance C7270/C7260 (image cited in Official Action for Japanese Patent Application No. 2017-12102).

Image—1 URBANO L 02—<http://www.kyocera.co.jp/prdct/telecom/consumer/102/function1/index.html> (image and website cited in Official Action for Japanese Patent Application No. 2017-12102).

Non-Final Office Action—dated Jan. 26, 2018—for U.S. Appl. No. 29/601,895, which corresponds to this pending application.

Chinese Office Action (with English translation) dated Mar. 22, 2019 for corresponding Chinese Patent Application No. 201830186340. 7, 5 pages.

Image shown in Electronic loading device on p. 1 of “Multi-function DC electronic load device PLZ-5W Series”, which was

received on Jul. 17, 2015 by National Center for Industrial Property Information and Training. (Patent Office Design Division Known Document No. HC27010355).

A design “Stockert S5” (an article of design: a cardiopulmonary device) shown in “S5 Perfusion System”, published in “MATESA::Materiales Tecnicos S.A. de C.V.” which was saved and published on Jul. 11, 2010 by Internet Archive operated by Internet Archive US non-profit corporation.

“Medical device | about a hospital | National Hospital Organization Kumamoto Medical Center”, which was saved and published on Mar. 21, 2014 by the above Internet Archive, says that “We introduced “Stockert artificial cardiopulmonary device S5” in 2013” in an item “An artificial cardiopulmonary device”, and it is recognized that this “Stockert artificial cardiopulmonary device S5” is same as the above “Stockert S5”.

An image of a handheld terminal by Kyocera Corporation, which was received on Mar. 24, 2014 by Japanese Patent Office Design Division and was publicly known on Mar. 4, 2014. (Patent Office Design Division Known Document No. HJ25065317).

Image shown in the design publication of Design Registration No. 1458638 issued by Japanese Patent Office (the article to the design: Cash register), dated Jan. 7, 2013.

* cited by examiner

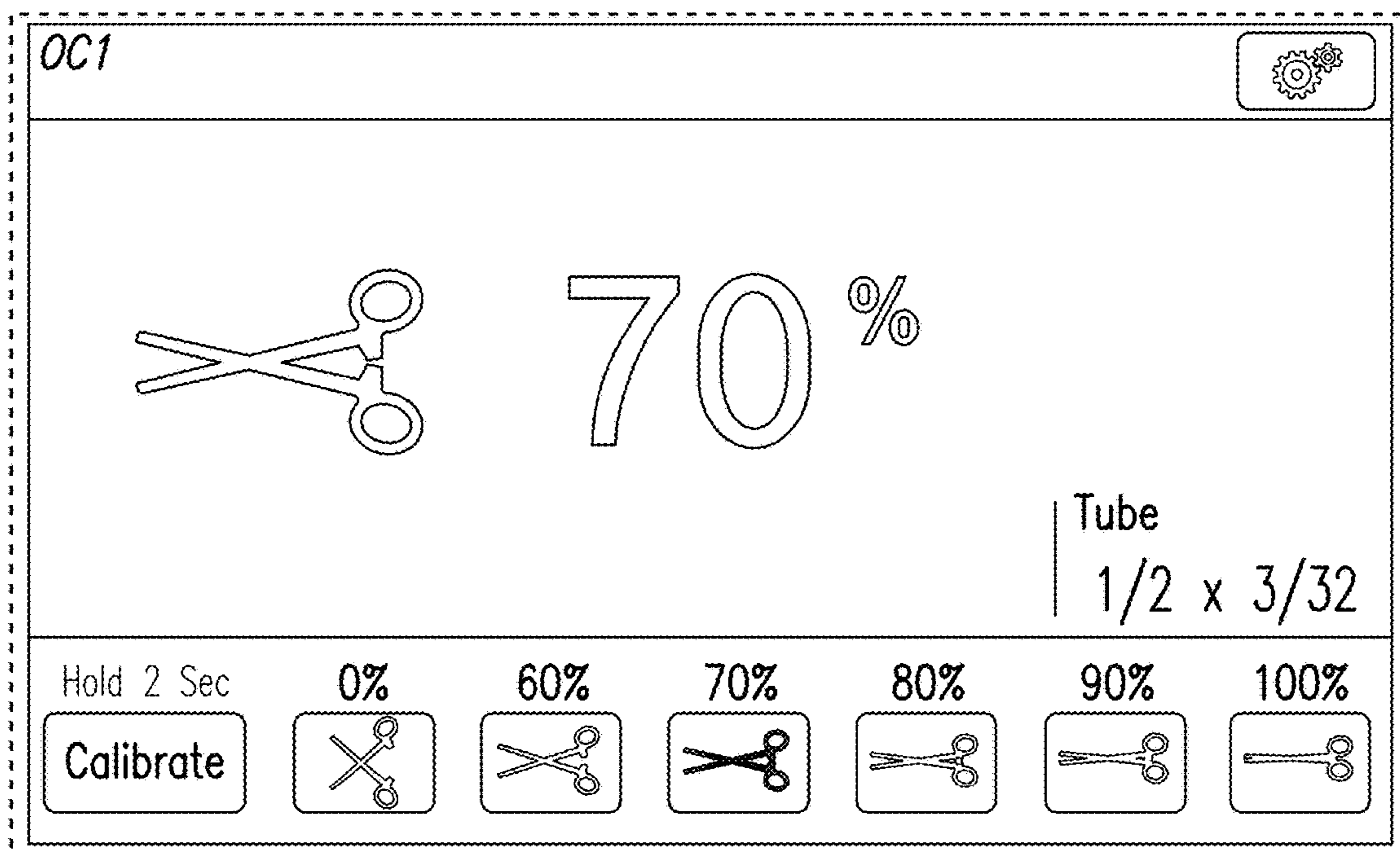


FIG. 1

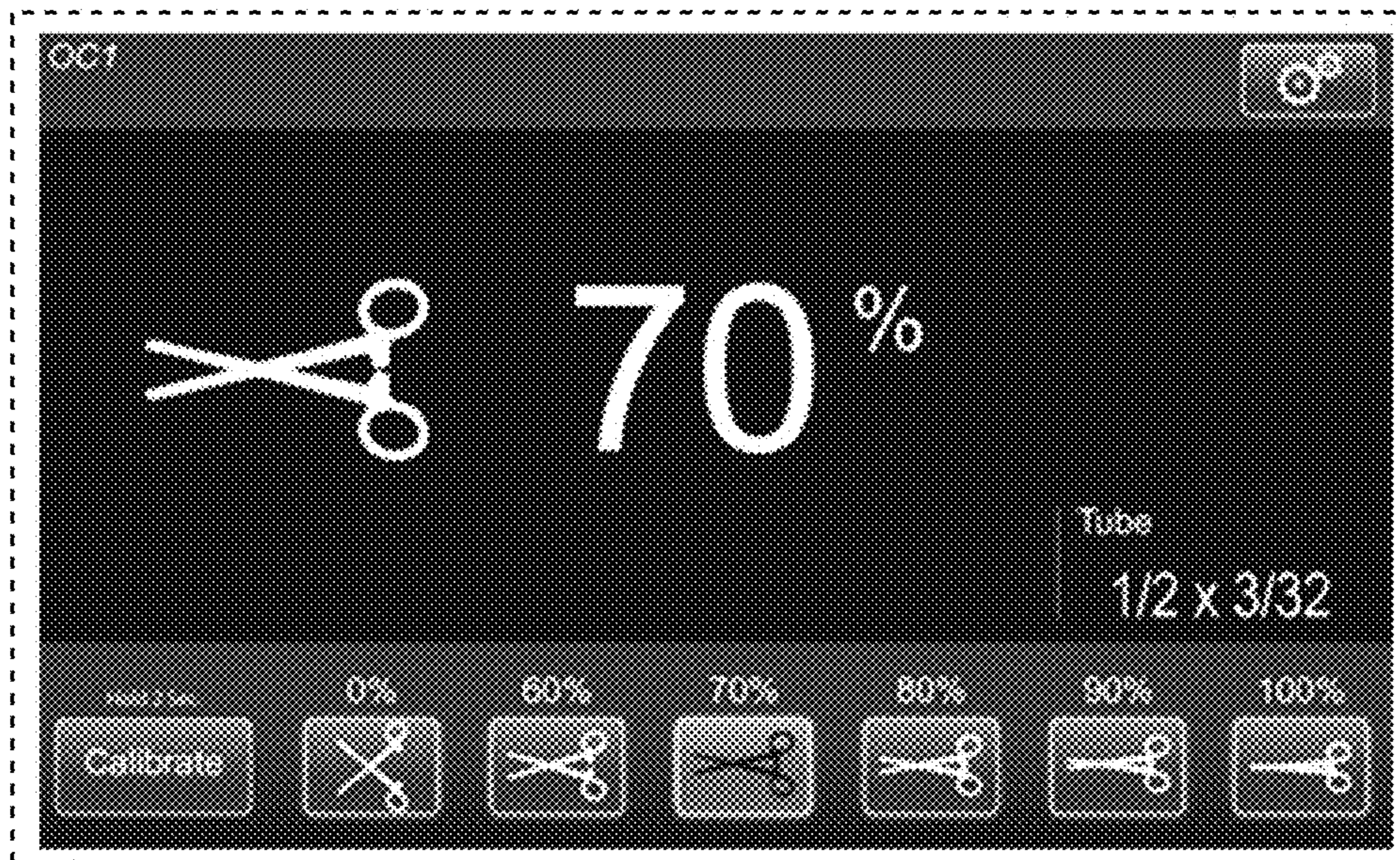


FIG. 2