



US00D879076S

(12) **United States Design Patent**
Sahlin et al.

(10) **Patent No.:** **US D879,076 S**
(45) **Date of Patent:** **** Mar. 24, 2020**

(54) **TABLE MICROPHONE**

(71) Applicant: **SONOVA AG**, Stäfa (CH)

(72) Inventors: **Johan Sahlin**, Bastad (SE); **Fredrik Larsson**, Torup (SE)

(**) Term: **15 Years**

(21) Appl. No.: **35/505,565**

(22) Filed: **Feb. 27, 2018**

(80) **Hague Agreement Data**

Int. Filing Date: **Feb. 27, 2018**

Int. Reg. No.: **DM/100073**

Int. Reg. Date: **Feb. 27, 2018**

Int. Reg. Pub. Date: **Aug. 31, 2018**

(51) **LOC (12) Cl.** **14-01**

(52) **U.S. Cl.**
USPC **D14/225**

(58) **Field of Classification Search**

USPC ... D14/203.6, 204, 216, 225, 226, 227, 228,
D14/240, 242, 243, 506

CPC . H04R 25/00; H04R 1/02; H04R 5/02; H04R
9/08; F16M 11/38; F16M 13/00; F16M
11/00

See application file for complete search history.

(56) **References Cited**

U.S. PATENT DOCUMENTS

D577,009 S	*	9/2008	Wilson	D14/225
D616,466 S	*	5/2010	Sheppard	D14/501
D641,327 S	*	7/2011	Falakfarsa	D14/125
D649,541 S	*	11/2011	Morenstein	D14/314
D656,130 S	*	3/2012	Bailey	D14/227
D686,201 S	*	7/2013	Lee	D14/314
D695,258 S	*	12/2013	Hauser	D14/155

D705,748 S	*	5/2014	He	D14/155
D719,561 S	*	12/2014	Akana	D14/314
D720,347 S	*	12/2014	Lo	D14/348
D745,480 S	*	12/2015	Mathews	D14/125
D751,526 S	*	3/2016	Habraken	D14/204
D758,366 S	*	6/2016	Peng	D14/363
D778,889 S	*	2/2017	Nagao	D14/240
D784,963 S	*	4/2017	Saule	D14/228
D810,952 S	*	2/2018	Hsu	D24/200
D815,070 S	*	4/2018	Elmieh	D14/225
D829,198 S	*	9/2018	Cho	D14/240
D834,567 S	*	11/2018	Snyder	D14/228
D843,888 S	*	3/2019	Wang	D12/16.1
D850,627 S	*	6/2019	Purani	D24/186

* cited by examiner

Primary Examiner — Melanie H Tung
Assistant Examiner — Bao-Yen T Nguyen

(57) **CLAIM**

The ornamental design for a table microphone, as shown and described.

DESCRIPTION

1. Table microphone

1.1 : Perspective

1.2 : Top

1.3 : Bottom

1.4 : Front

1.5 : Back

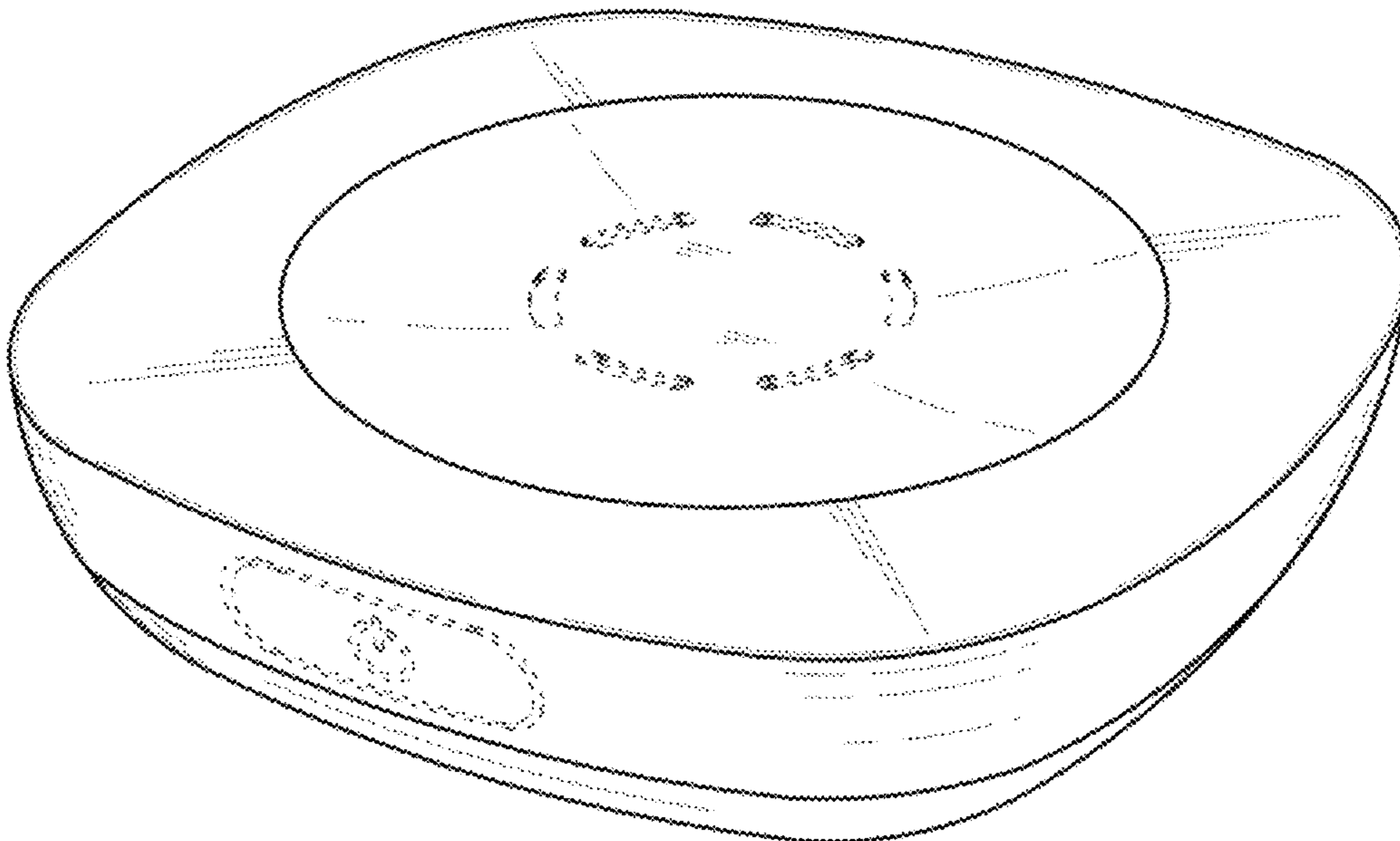
1.6 : Left

1.7 : Right

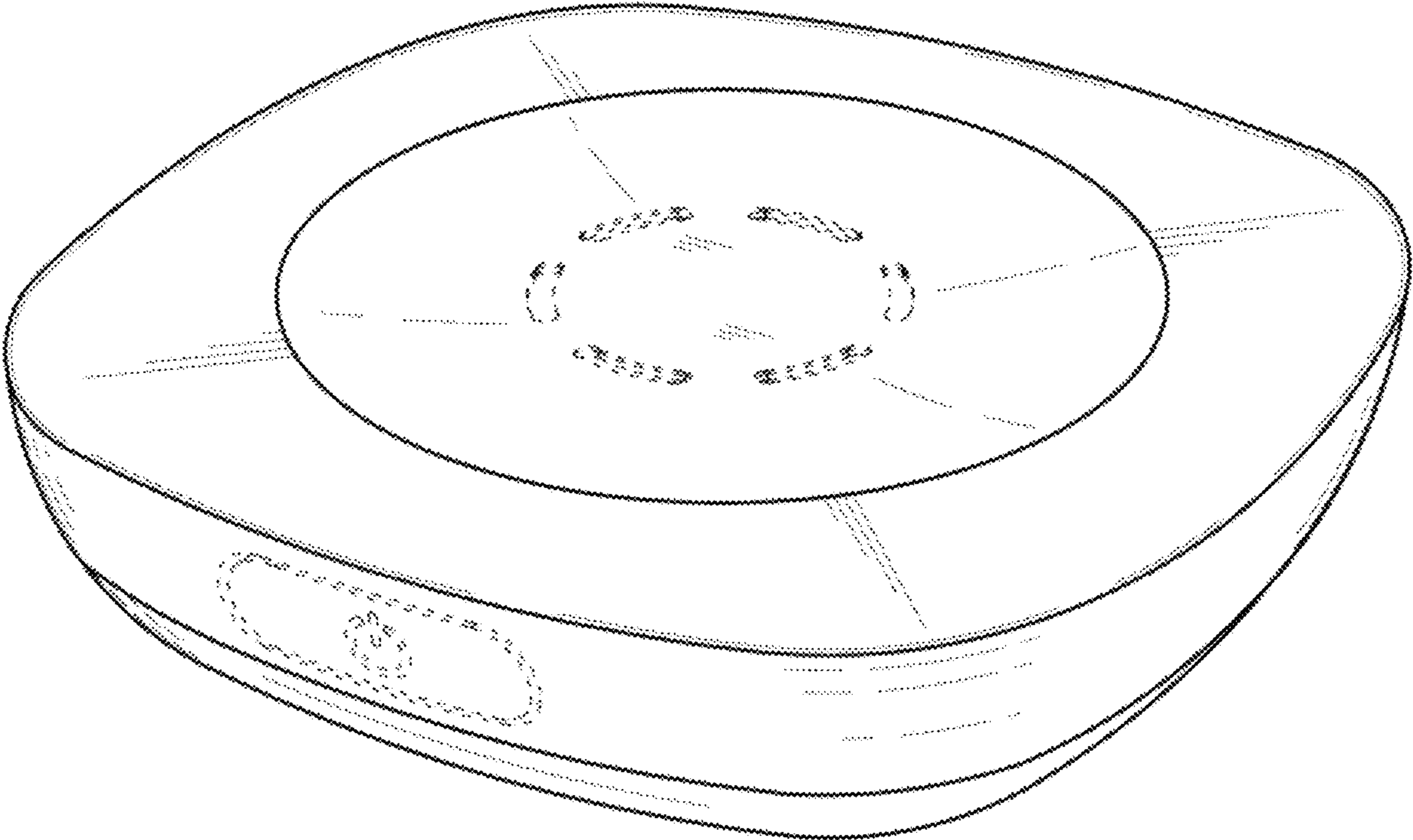
Fig. 1.1 is a top, front, left side perspective view thereof, fig. 1.2 is a top view thereof, fig. 1.3 is a bottom view thereof, fig. 1.4 is a front view thereof, fig. 1.5 is a rear side view thereof, fig. 1.6 is a left side view thereof, fig. 1.7 is a right view thereof.

The broken lines shown in the figures depict portions of the table microphone that form no part of the claimed design.

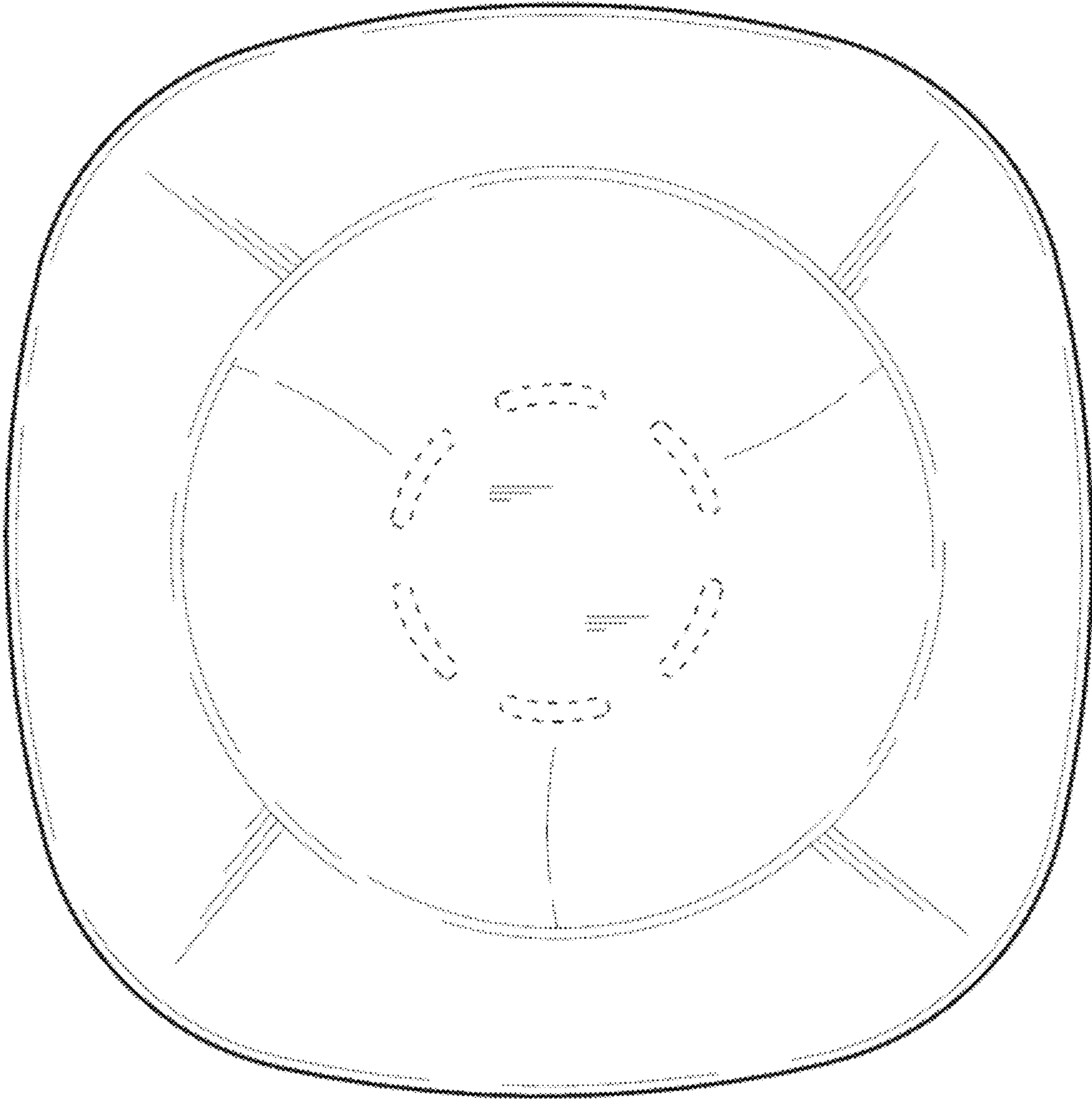
1 Claim, 7 Drawing Sheets



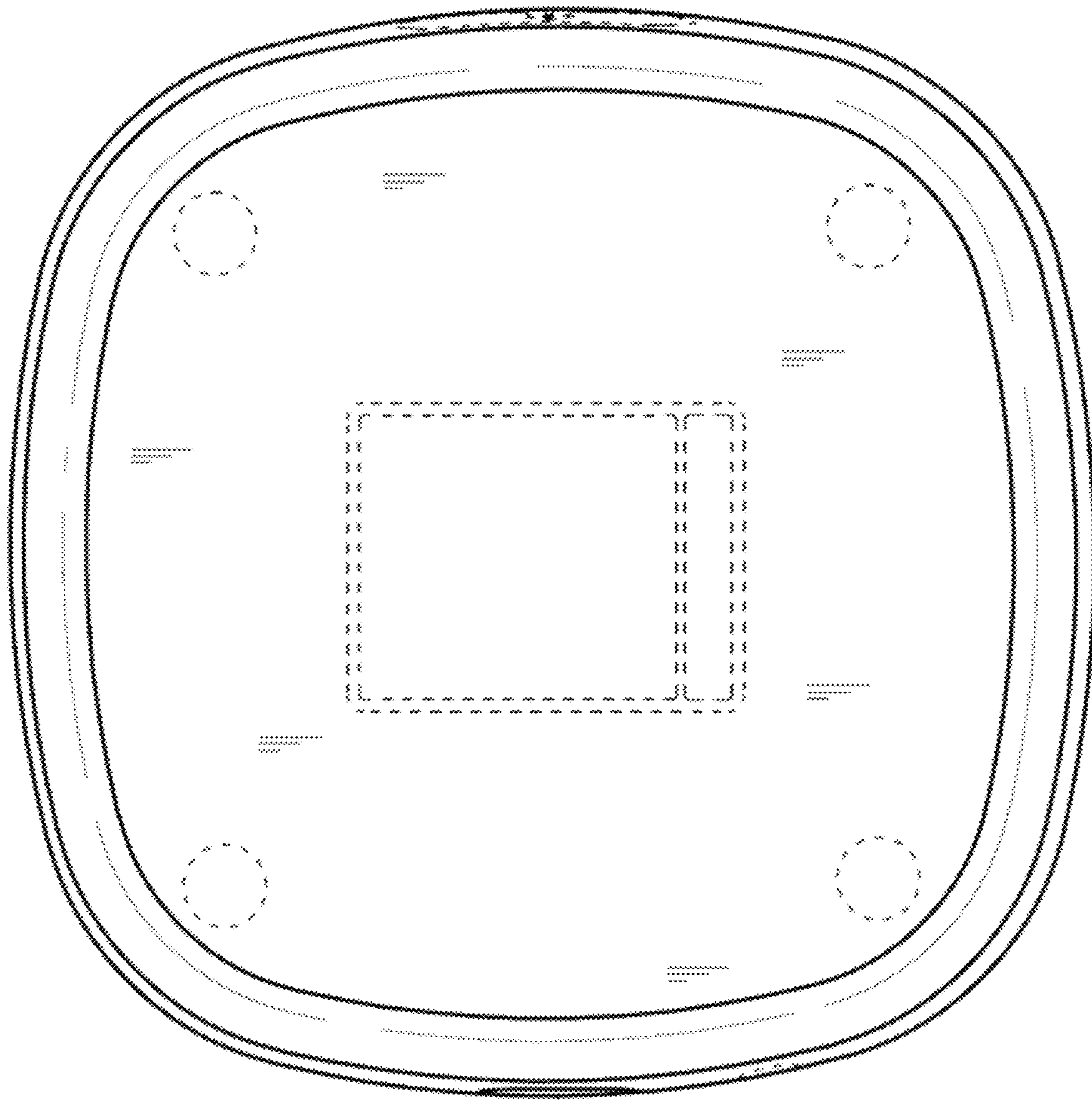
1.1



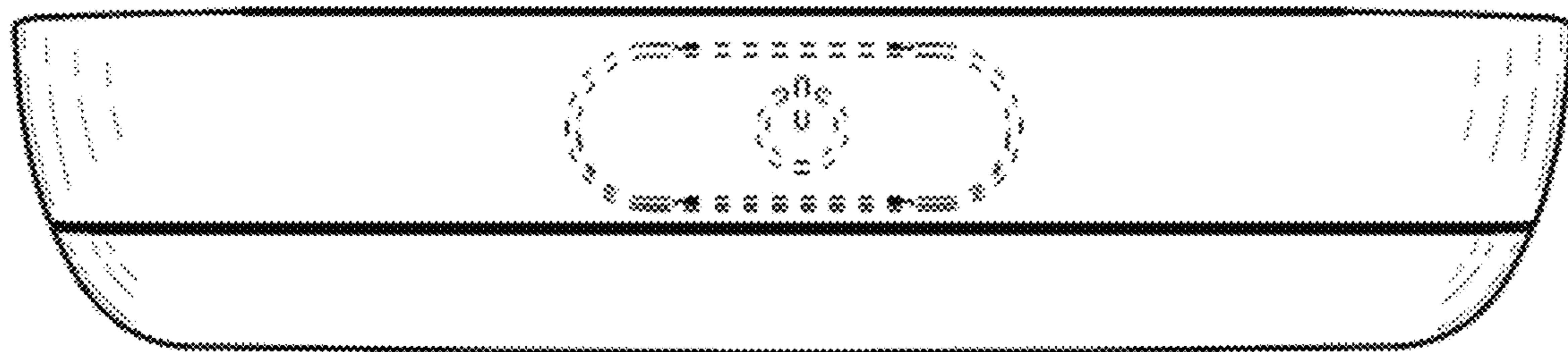
1.2



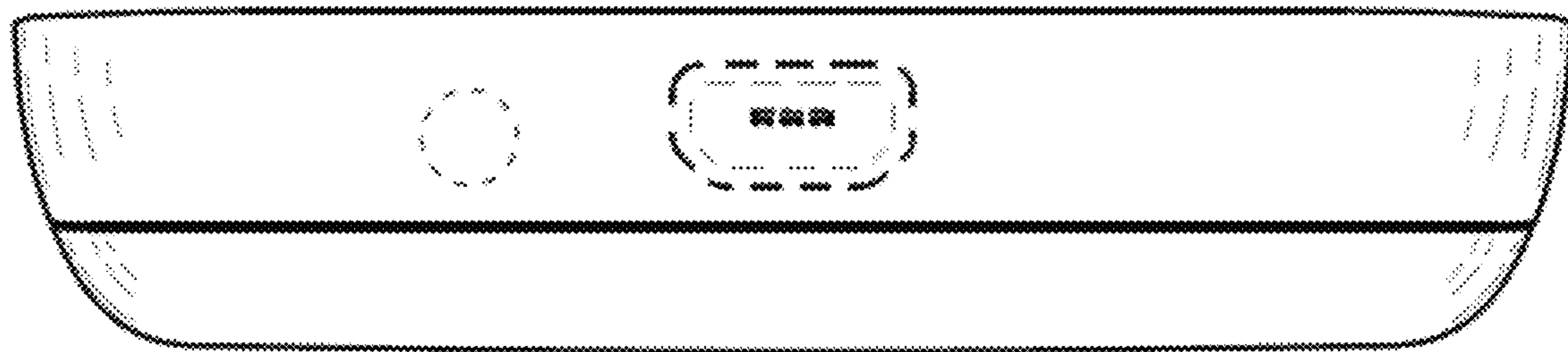
1.3



1.4



1.5



1.6



1.7

