

US00D879058S

(12) **United States Design Patent**
Petty et al.

(10) **Patent No.:** **US D879,058 S**
(45) **Date of Patent:** **** Mar. 24, 2020**

(54) **DESKTOP VIDEO PROCESSOR**
(71) Applicant: **Blackmagic Design Pty Ltd**, Port Melbourne (AU)
(72) Inventors: **Grant Petty**, Port Melbourne (AU); **Simon Kidd**, Port Melbourne (AU); **Stuart Elford**, Port Melbourne (AU); **Michael Cornish**, Port Melbourne (AU); **Shannon Smith**, Port Melbourne (AU)

D604,712 S 11/2009 Smith
D650,815 S 12/2011 Pellervo Viertola et al.
D688,657 S 8/2013 Hallar et al.
D723,480 S * 3/2015 Lee D14/125
D730,851 S * 6/2015 Lee D14/125
D744,977 S 12/2015 Wagner
D765,071 S 8/2016 Sun et al.
D768,098 S * 10/2016 Bose D14/125
D797,711 S * 9/2017 Chui D14/240
D806,707 S 1/2018 Nalbandian et al.
D813,230 S * 3/2018 Koo D14/358
D831,013 S * 10/2018 Jou D14/242
D841,632 S * 2/2019 Eun D14/242

(73) Assignee: **Blackmagic Design Pty Ltd** (AU)

(**) Term: **15 Years**

(21) Appl. No.: **29/672,205**

(22) Filed: **Dec. 4, 2018**

(30) **Foreign Application Priority Data**

Jun. 4, 2018 (EM) 005295771

(51) **LOC (12) Cl.** **14-03**

(52) **U.S. Cl.**
USPC **D14/125**; D14/496

(58) **Field of Classification Search**
USPC D14/125, 357-358, 496, 188, 242, 432;
D13/184; 348/10, 460, 706, 731;
340/825.03; 455/6.1, 6.2; 312/223.1, 7.2
CPC H04N 7/00
See application file for complete search history.

(56) **References Cited**

U.S. PATENT DOCUMENTS

D259,786 S 7/1981 Leeson et al.
D596,175 S 7/2009 Viertola et al.

* cited by examiner

Primary Examiner — Randall H Gholson

(74) *Attorney, Agent, or Firm* — Saidman DesignLaw Group, LLC


(57) **CLAIM**

The ornamental design for a desktop video processor, as shown and described.

DESCRIPTION

FIG. 1 is a top, front perspective view of a desktop video processor showing our new design;
FIG. 2 is a bottom, rear perspective view thereof;
FIG. 3 is a front view thereof;
FIG. 4 is a rear view thereof;
FIG. 5 is a right side view, the left side view being a mirror image thereof;
FIG. 6 is a top view thereof; and,
FIG. 7 is a bottom view thereof.
The broken lines illustrate structure or features which form no part of the claimed design.
The drawings include surface shading which illustrates contour and not surface ornamentation.

1 Claim, 7 Drawing Sheets



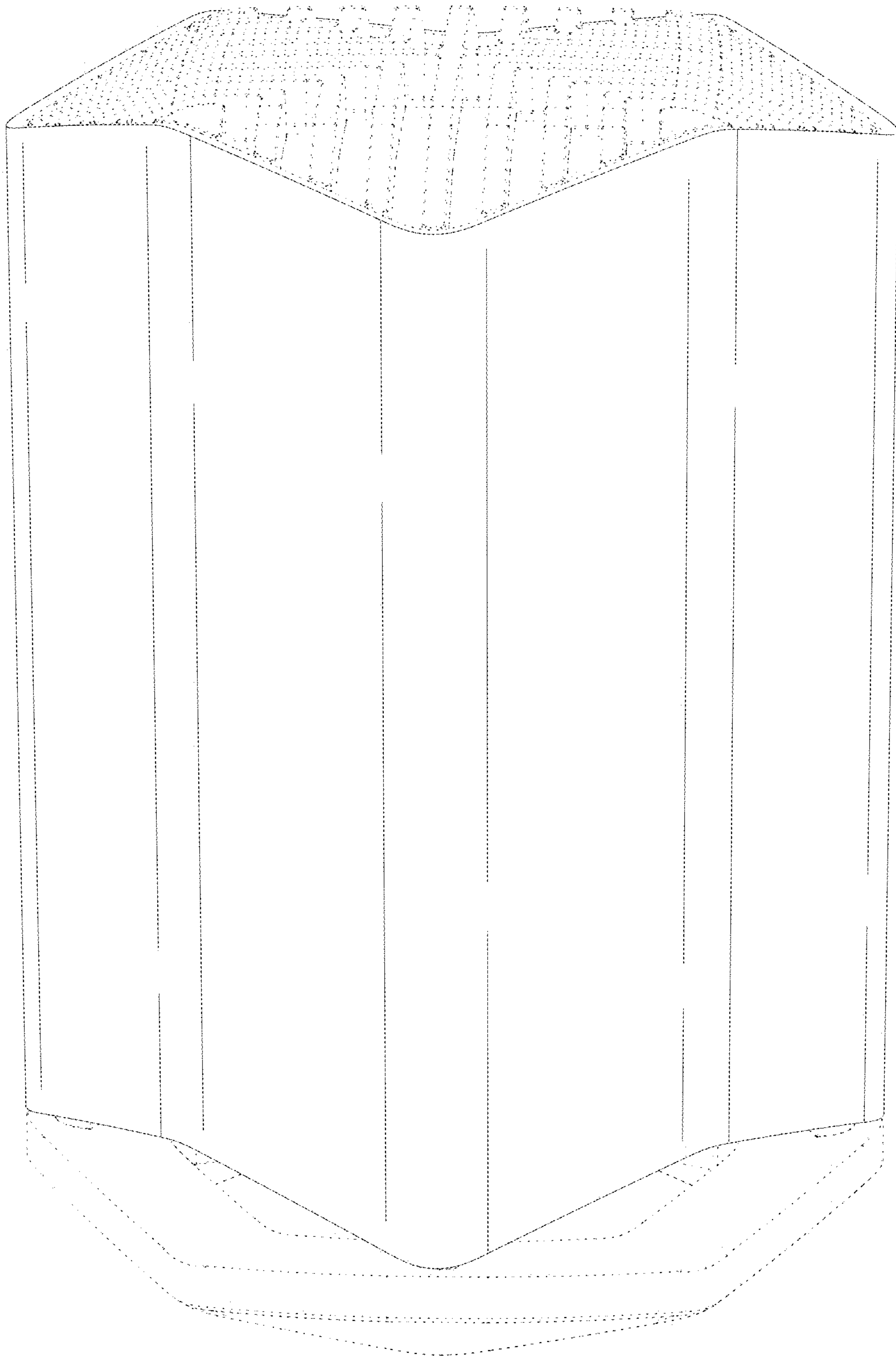


FIG. 1




FIG. 2




FIG. 3

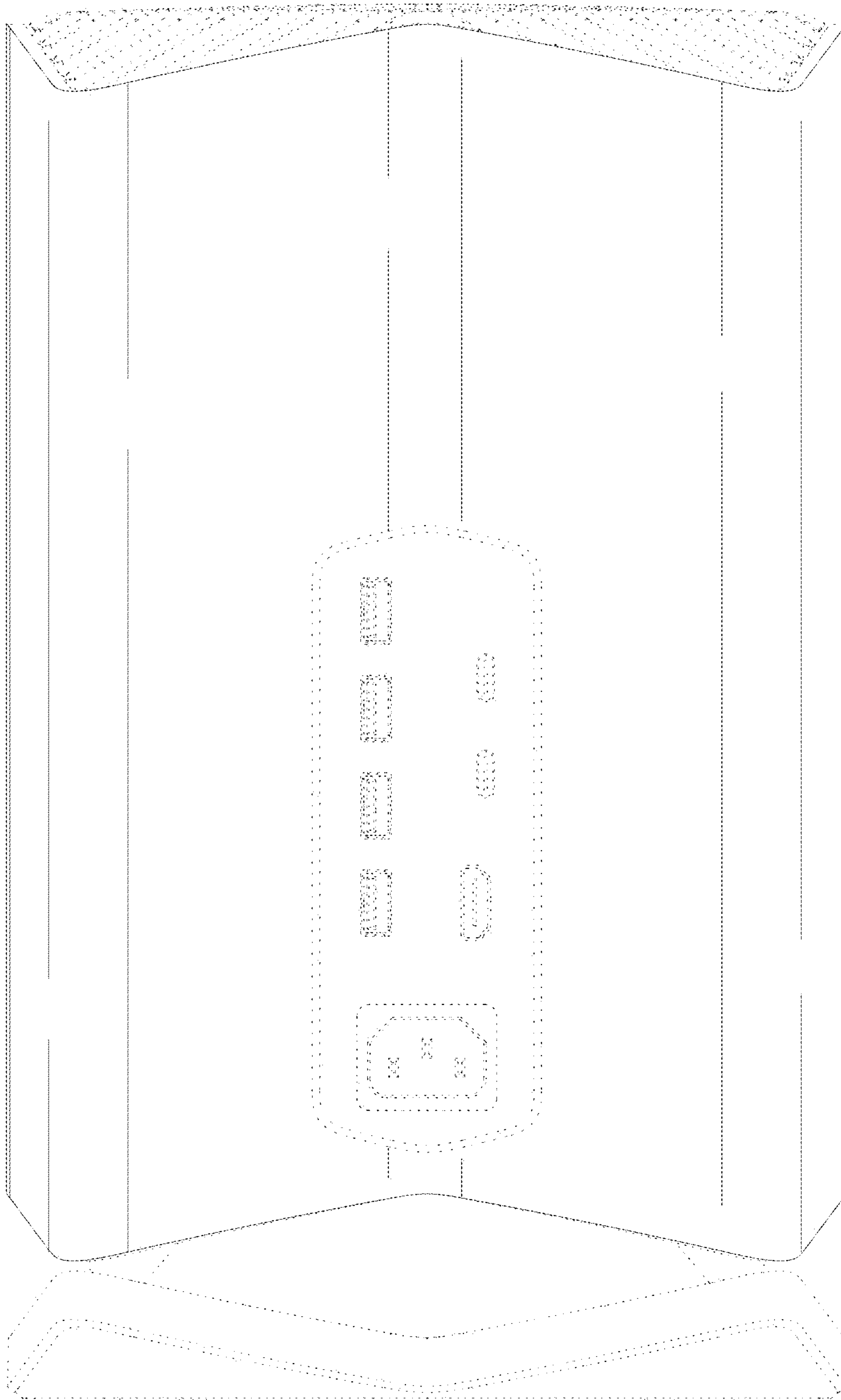


FIG. 4




FIG. 5




FIG. 6




FIG. 7