



US00D879029S

(12) **United States Design Patent**  
**Tanaka**

(10) **Patent No.:** **US D879,029 S**  
(45) **Date of Patent:** **\*\* Mar. 24, 2020**

(54) **TIRE**  
(71) Applicant: **TOYO TIRE & RUBBER CO., LTD.**,  
Itami-shi, Hyogo (JP)  
(72) Inventor: **Masaya Tanaka**, Itami (JP)  
(73) Assignee: **TOYO TIRE & RUBBER CO., LTD.**,  
Itami-shi (JP)  
(\*\*) Term: **15 Years**

D640,188 S \* 6/2011 Strader ..... D12/605  
D645,812 S \* 9/2011 Tokizaki  
D647,473 S \* 10/2011 Kujime ..... D12/605  
D647,474 S \* 10/2011 Takahashi ..... D12/605  
D709,025 S \* 7/2014 Takahashi ..... D12/605  
D768,565 S \* 10/2016 Yasunaga ..... D12/605  
D791,067 S \* 7/2017 Iwabuchi ..... D12/605  
D791,693 S \* 7/2017 Iwabuchi ..... D12/605  
D795,798 S \* 8/2017 Kamada ..... D12/605  
D803,149 S \* 11/2017 Ishikawa ..... D12/605  
D804,402 S \* 12/2017 Kamada ..... D12/605

(Continued)

(21) Appl. No.: **29/673,841**  
(22) Filed: **Dec. 18, 2018**

FOREIGN PATENT DOCUMENTS

JP 1269489 S 4/2006

*Primary Examiner* — Michelle E. Wilson  
*Assistant Examiner* — Clese Moore, Jr.  
(74) *Attorney, Agent, or Firm* — Sterne, Kessler,  
Goldstein & Fox P.L.L.C.

(30) **Foreign Application Priority Data**  
Jun. 21, 2018 (JP) ..... 2018-013708  
(51) **LOC (12) Cl.** ..... **12-15**  
(52) **U.S. Cl.**  
USPC ..... **D12/605**  
(58) **Field of Classification Search**  
USPC ..... D12/604, 605  
CPC ..... B60C 13/00; B60C 1/00  
See application file for complete search history.

(57) **CLAIM**

The ornamental design for a tire, as shown and described.

**DESCRIPTION**


FIG. 1 is a front perspective view of a tire showing the claimed design;  
FIG. 2 is a front view thereof;  
FIG. 3 is a rear view thereof;  
FIG. 4 is a top plan view thereof, the bottom plan view being the same;  
FIG. 5 is a left side view thereof, the right side view being the same;  
FIG. 6 is an enlarged view of the portion between lines 6-6 and 6'-6' in FIG. 2; and,  
FIG. 7 is an enlarged cross-sectional view taken along line 7-7 in FIG. 6.  
In the drawings, the broken lines show portions of the tire that form no part of the claimed design.

(56) **References Cited**

U.S. PATENT DOCUMENTS

D449,576 S \* 10/2001 Kajikawa ..... D12/605  
D450,034 S \* 11/2001 Kajikawa ..... D12/605  
D452,203 S \* 12/2001 Kajikawa ..... D12/605  
D555,583 S \* 11/2007 Itoi ..... D12/605  
D569,336 S \* 5/2008 Onoe ..... D12/605  
D570,768 S \* 6/2008 Takahashi ..... D12/605  
D584,222 S \* 1/2009 Ohashi ..... D12/605  
D584,682 S \* 1/2009 Tanaka ..... D12/605  
D590,332 S \* 4/2009 Sato ..... D12/605  
D593,486 S \* 6/2009 Yonetsu ..... D12/605  
D596,116 S \* 7/2009 Fujita ..... D12/605  
D600,199 S \* 9/2009 Ibaraki ..... D12/605  
D618,163 S \* 6/2010 Sato ..... D12/605

**1 Claim, 7 Drawing Sheets**



(56)

**References Cited**

U.S. PATENT DOCUMENTS

D806,643 S *	1/2018	Yasunaga .....	D12/605
D807,284 S *	1/2018	Iwabuchi .....	D12/605
D813,799 S *	3/2018	Maxwell .....	D12/605
D814,395 S *	4/2018	Sano .....	D12/605
D826,844 S *	8/2018	Yasunaga .....	D12/605

\* cited by examiner

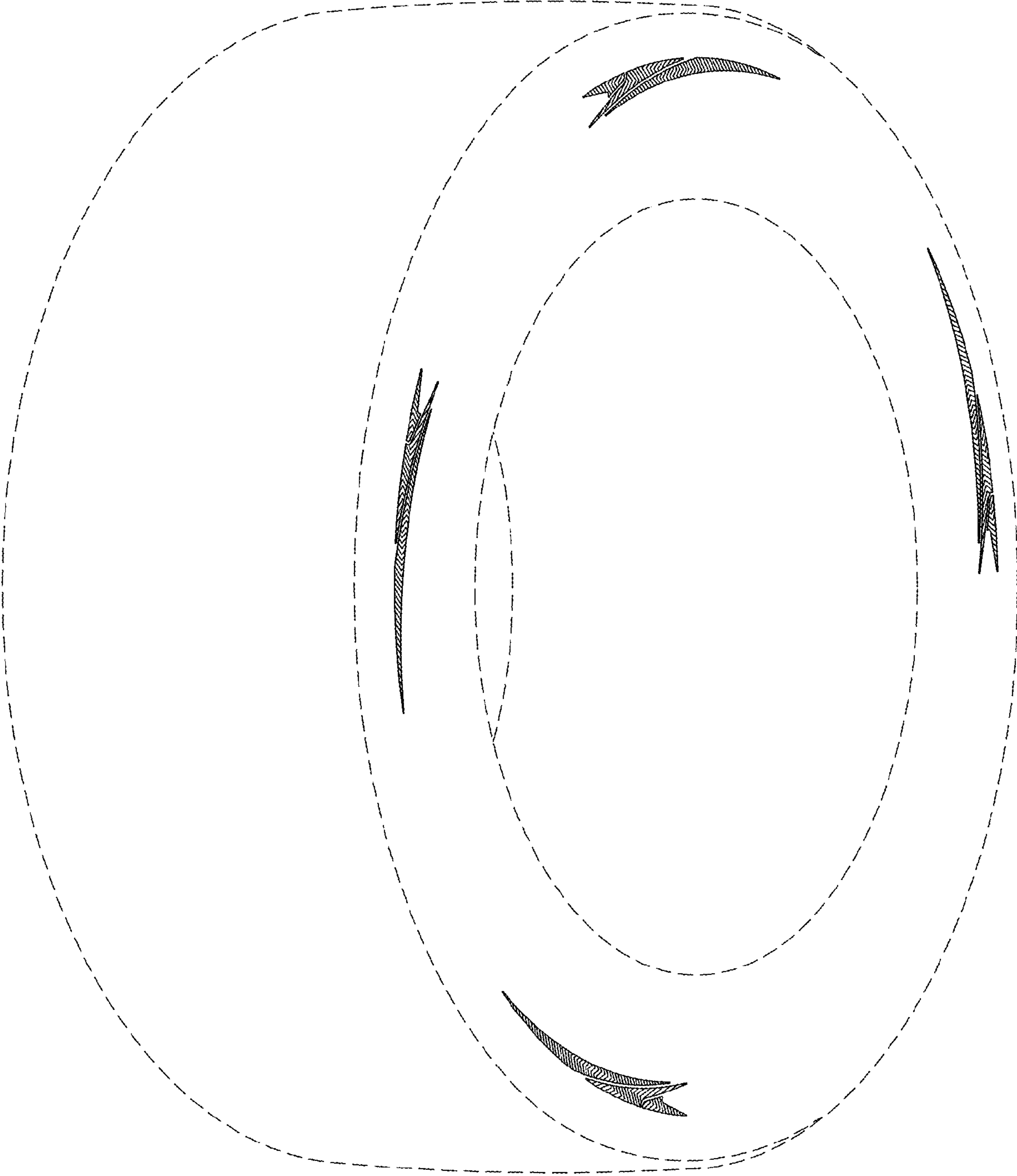


FIG. 1

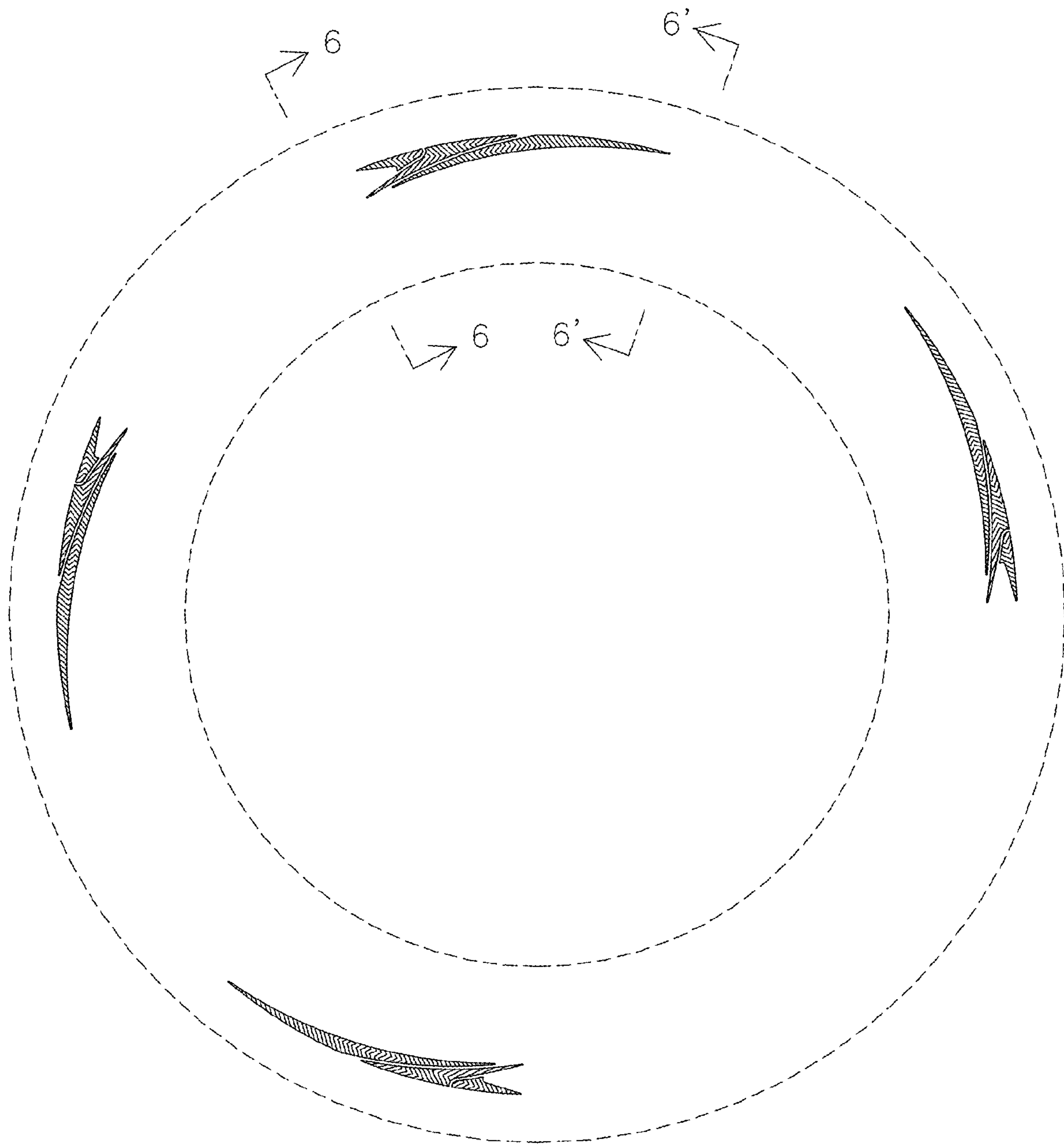


FIG. 2




FIG. 3



**FIG. 4**




FIG. 5

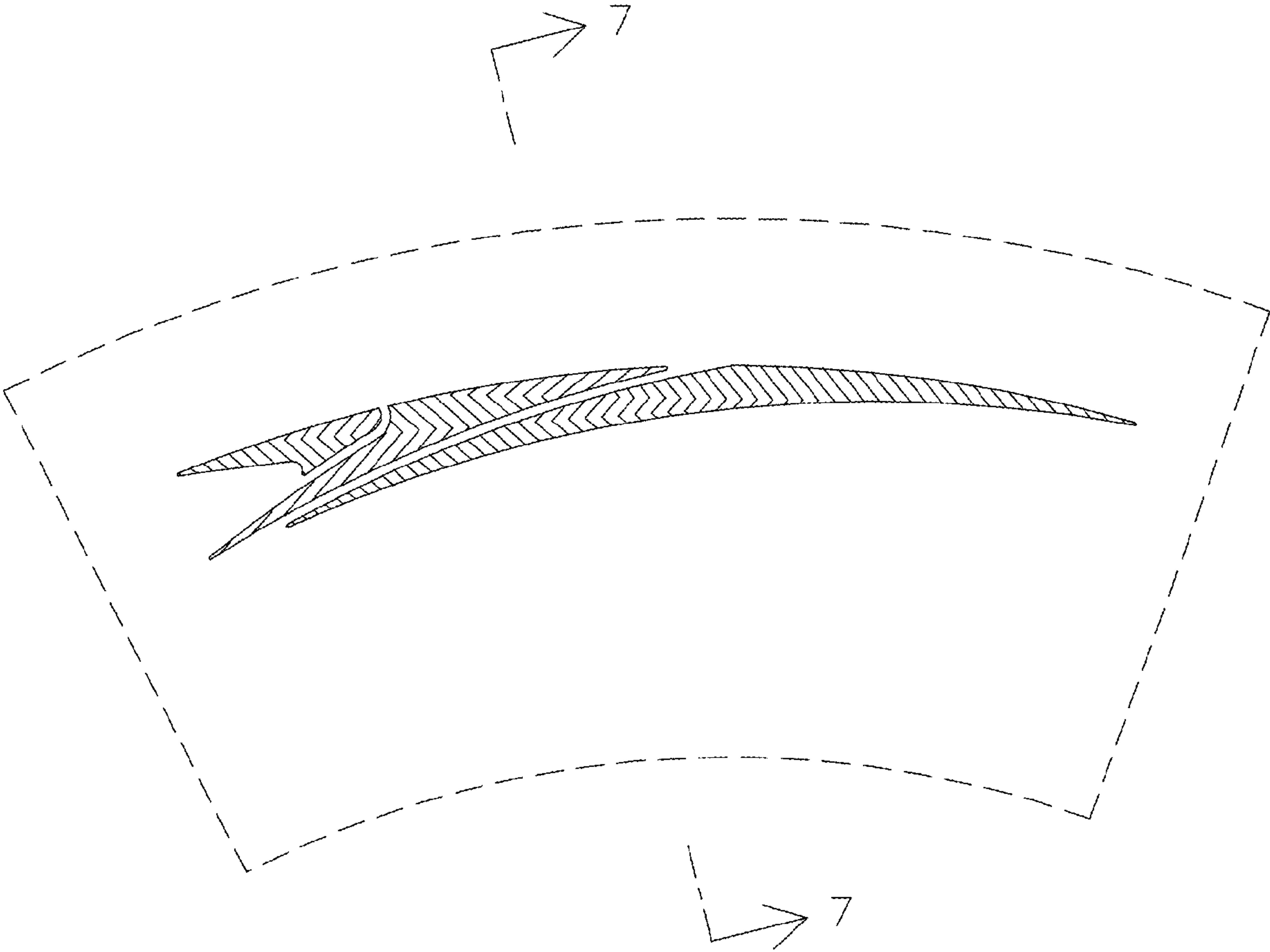


FIG. 6



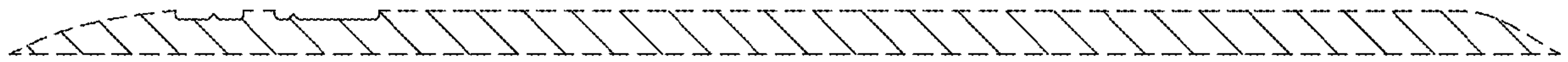


FIG. 7