



US00D879028S

(12) **United States Design Patent**
Sato et al.

(10) **Patent No.:** **US D879,028 S**
(45) **Date of Patent:** **** Mar. 24, 2020**

(54) **TIRE**
(71) Applicant: **TOYO TIRE & RUBBER CO., LTD.**,
Itami-shi, Hyogo (JP)
(72) Inventors: **Yoshiki Sato**, Itami (JP); **Tetsuji**
Miyazaki, Itami (JP)
(73) Assignee: **TOYO TIRE & RUBBER CO., LTD.**,
Itami-shi (JP)

D741,784 S * 10/2015 Son D12/531
D741,785 S * 10/2015 Lamb D12/531
D756,893 S * 5/2016 Son D12/531
(Continued)

(**) Term: **15 Years**
(21) Appl. No.: **29/659,074**
(22) Filed: **Aug. 6, 2018**

FOREIGN PATENT DOCUMENTS

JP 1071535 5/2000
JP 1122057 9/2001

(30) **Foreign Application Priority Data**

Feb. 7, 2018 (JP) 2018-002462
Feb. 9, 2018 (JP) 2018-002738

OTHER PUBLICATIONS

Press Release: "Uniroyal Tire Steals the Show with the Red Dot Award", RainSport 3, Apr. 4, 2014.
(Continued)

(51) **LOC (12) Cl.** **12-15**
(52) **U.S. Cl.**
USPC **D12/604**

Primary Examiner — Lakiya G Rogers
Assistant Examiner — John A Voytek
(74) *Attorney, Agent, or Firm* — Sterne, Kessler,
Goldstein & Fox P.L.L.C.

(58) **Field of Classification Search**
USPC D12/500-532, 604
CPC Y10T 152/10027; B60C 1/0016; B60C
11/0306; B60C 11/0302; B60C 3/06;
B60C 9/17
See application file for complete search history.

(57) **CLAIM**
The ornamental design for a tire, as shown and described.

(56) **References Cited**

U.S. PATENT DOCUMENTS

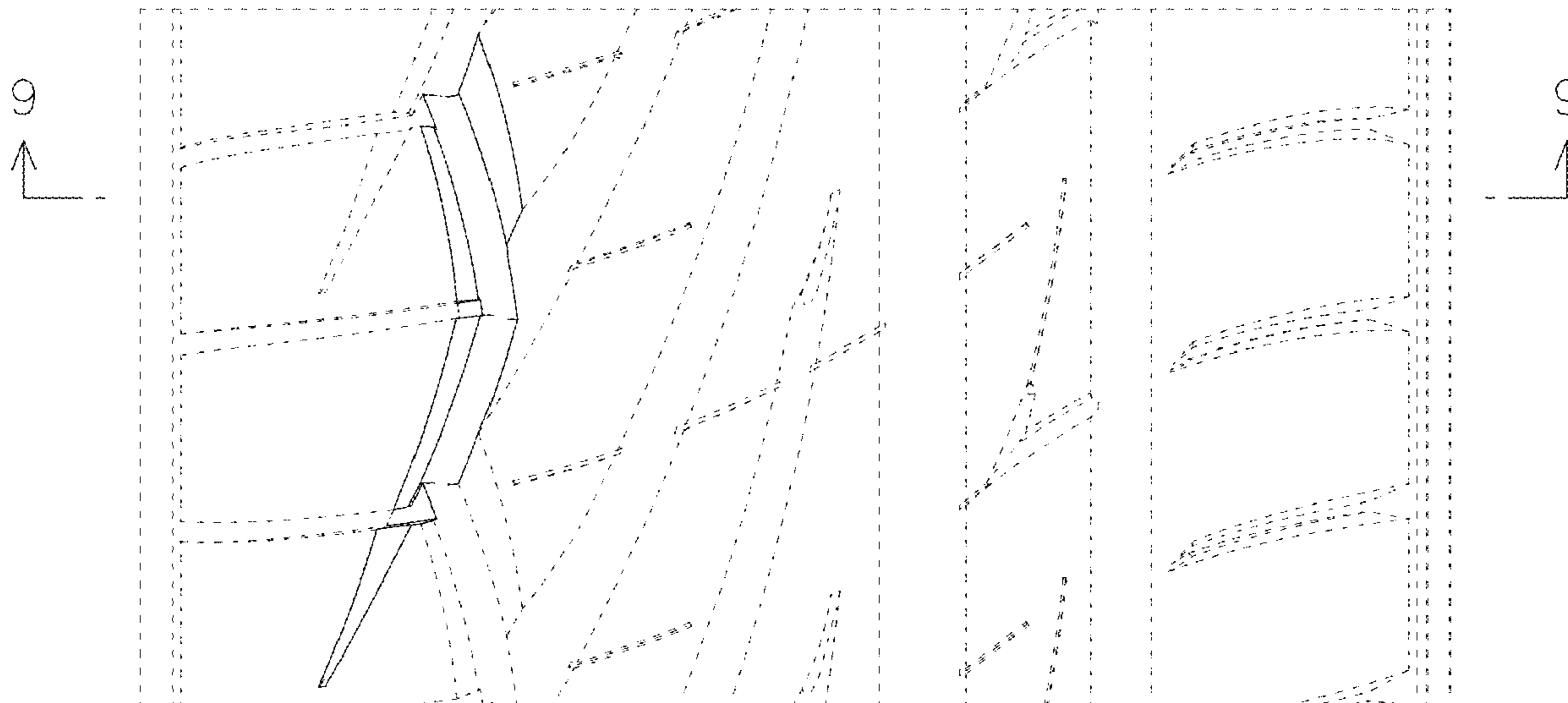
D502,911 S * 3/2005 Sato D12/512
D526,270 S * 8/2006 Miyasaka D12/532
D551,612 S * 9/2007 Maxwell D12/514
D602,843 S * 10/2009 Sato D12/517
D608,271 S * 1/2010 Woidtke D12/531
D618,165 S * 6/2010 Sato D12/605
9,145,031 B2 * 9/2015 Misani B60C 11/0302

DESCRIPTION

FIG. 1 is a front view of a tire showing the claimed design;
FIG. 2 is a rear view thereof;
FIG. 3 is a top plan view thereof;
FIG. 4 is a bottom plan view thereof;
FIG. 5 is a right side view thereof;
FIG. 6 is a left side view thereof;
FIG. 7 is an enlarged front perspective view taken along line
7-7 in FIG. 1;
FIG. 8 is an enlarged view of the portion 7-7 in FIG. 1; and,
FIG. 9 is a cross-sectional view taken along line 9-9 in FIG.
8.

In the drawings, the dashed broken lines show portions of the tire that form no part of the claimed design. The dot-dash broken lines show boundaries that form no part of the claimed design.

1 Claim, 9 Drawing Sheets



(56)

References Cited

U.S. PATENT DOCUMENTS

9,421,828 B2 * 8/2016 Aoki B60C 11/0304
D785,546 S * 5/2017 Wang D12/523
D789,871 S * 6/2017 Shondel D12/521
10,105,994 B2 * 10/2018 Yasunaga B60C 11/1323

OTHER PUBLICATIONS

“The Rain Tyre Uniroyal: RainSport3: The ultra high performance summer tyre”, retrieved from the internet, <<https://www.uniroyal-tyres.com/car/tyres/rainsport-3>>, publication date as at least as early as Mar. 19, 2014.

“Uniroyal RainSport 3—225/45 R17 91Y—C/A/71—Summer Tyre (Passenger Car)”, retrieved from the Internet, <<https://www.amazon.co.uk/dp/B00CJFWHAA>>, publication date as at least as early as Mar. 19, 2014.

* cited by examiner

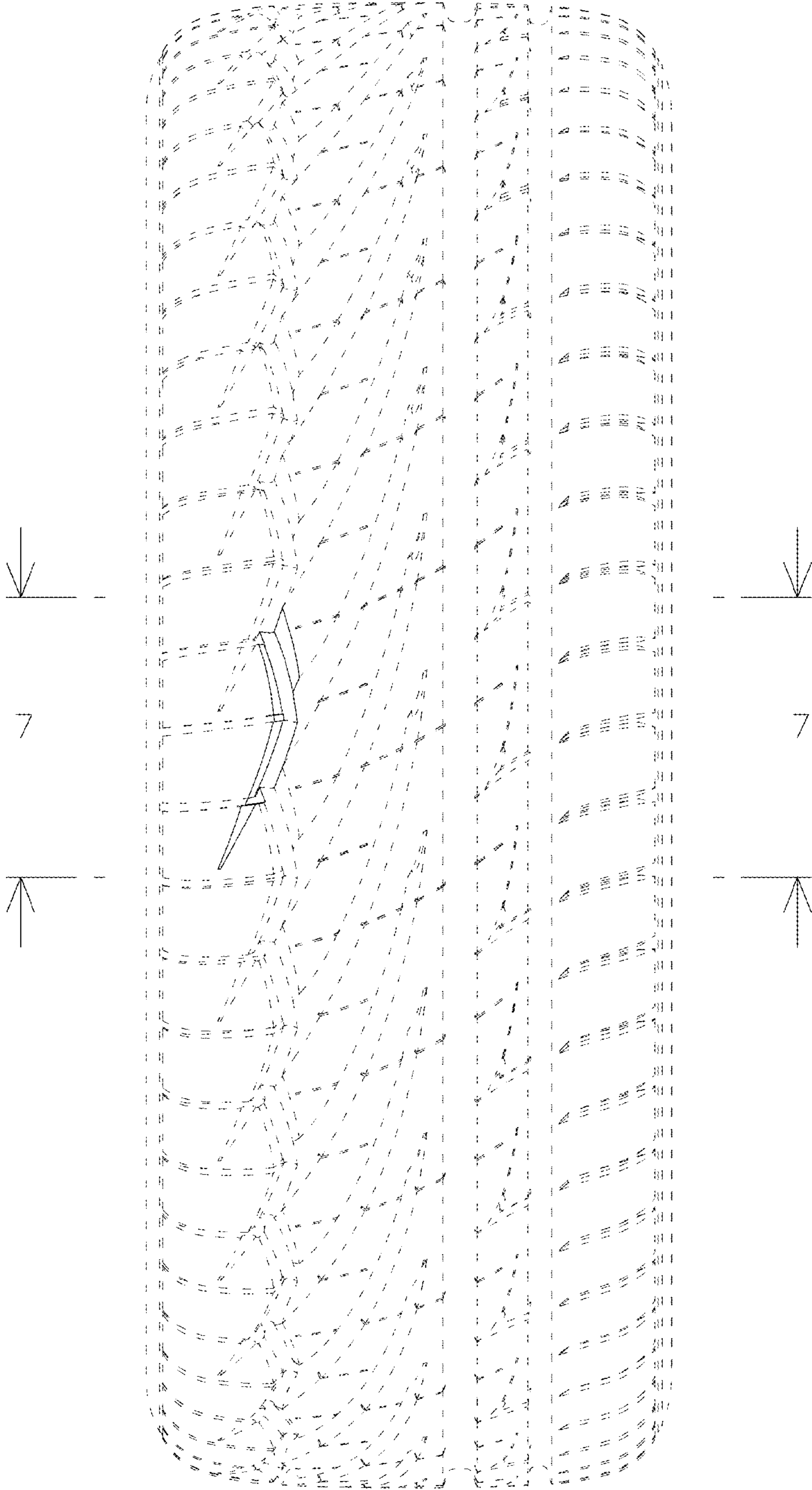


FIG. 1

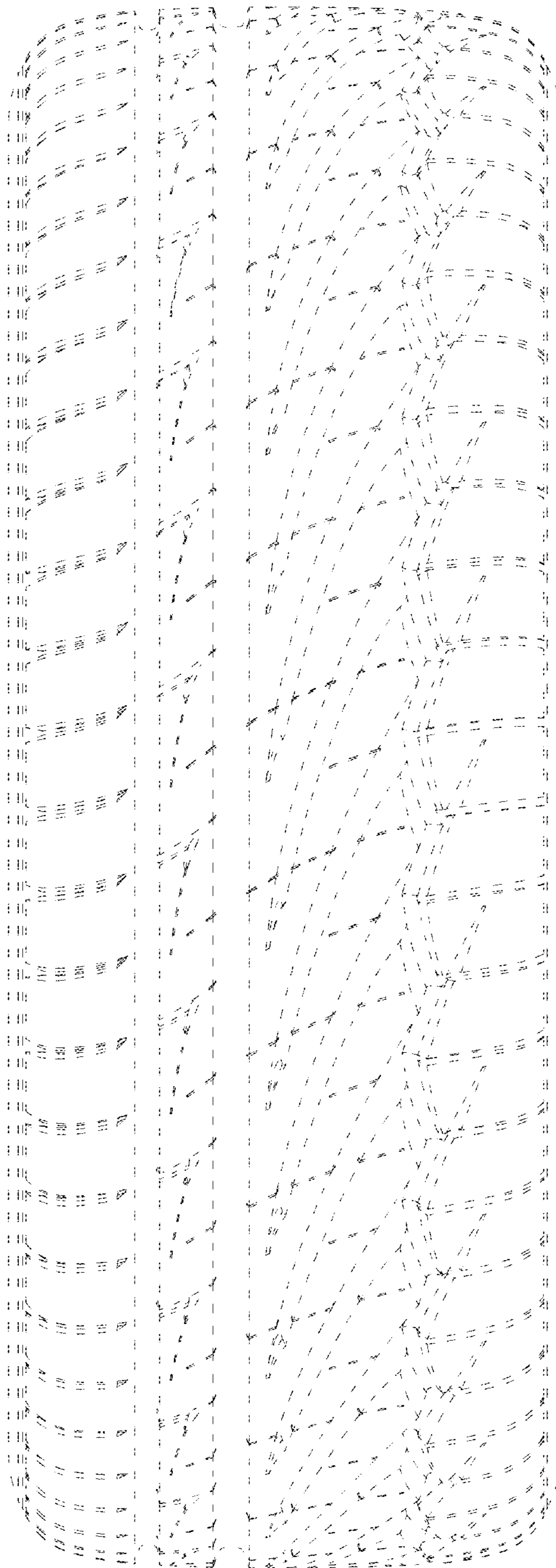


FIG. 2




FIG. 3




FIG. 4

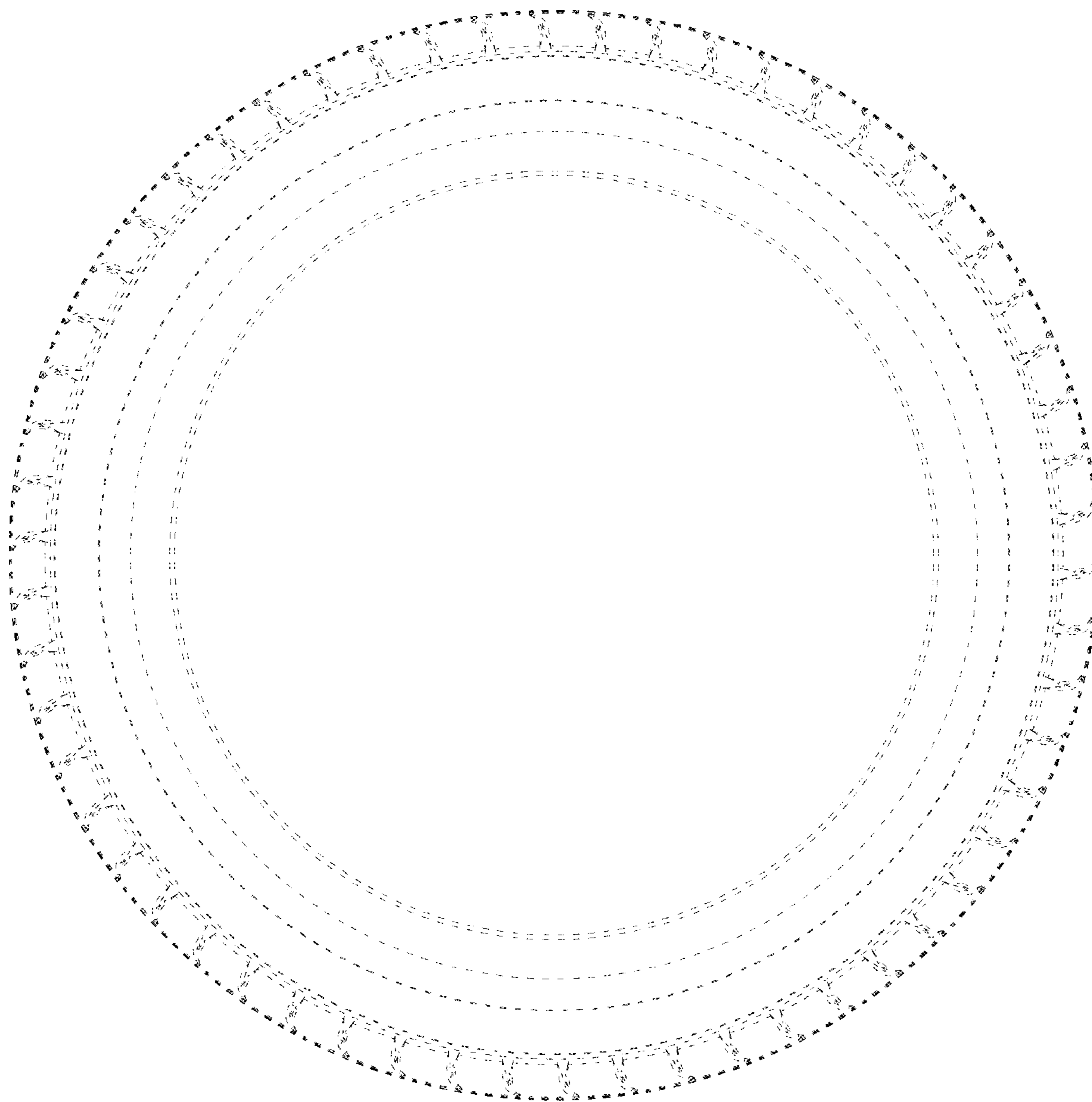


FIG. 5

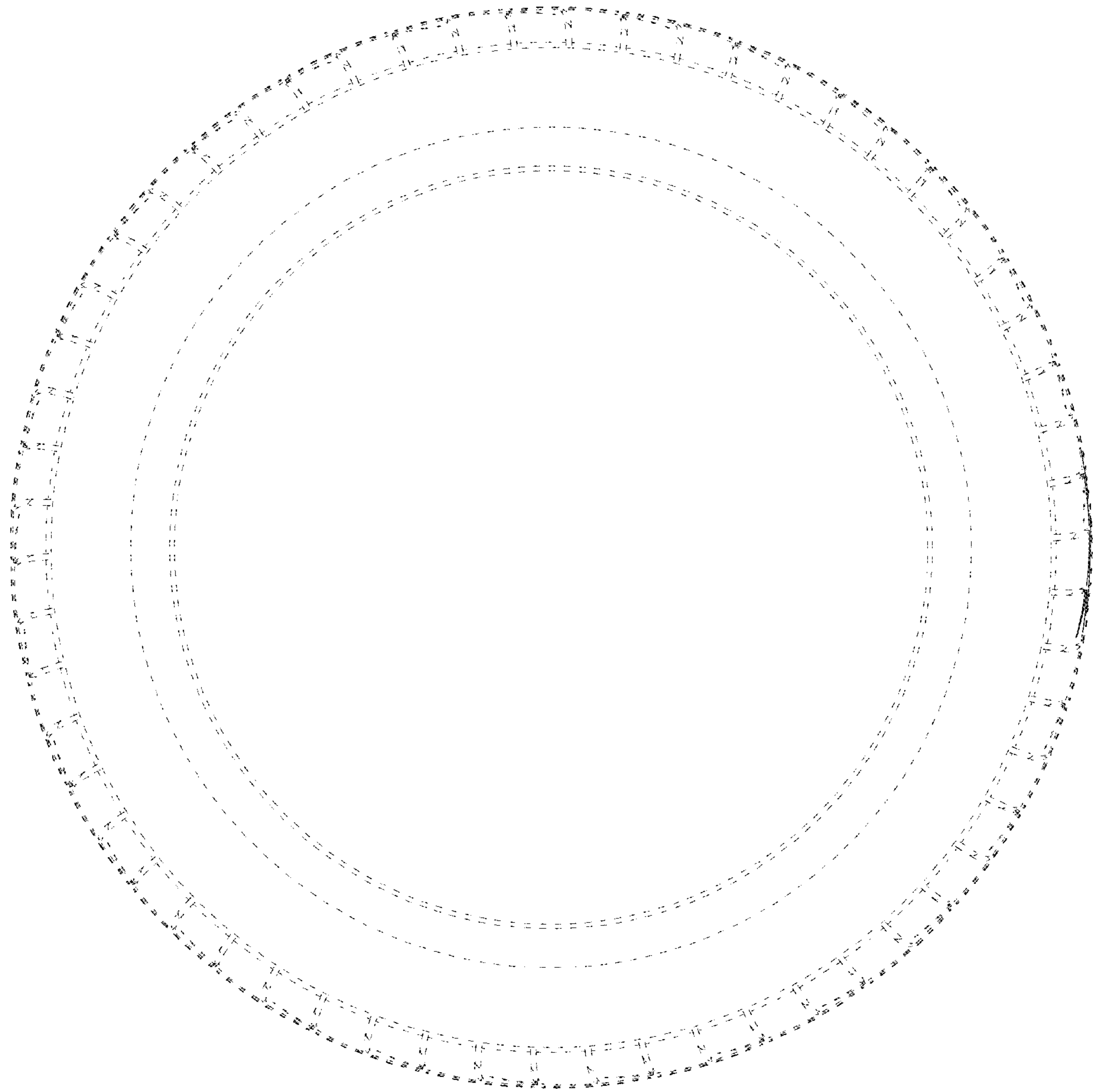


FIG. 6

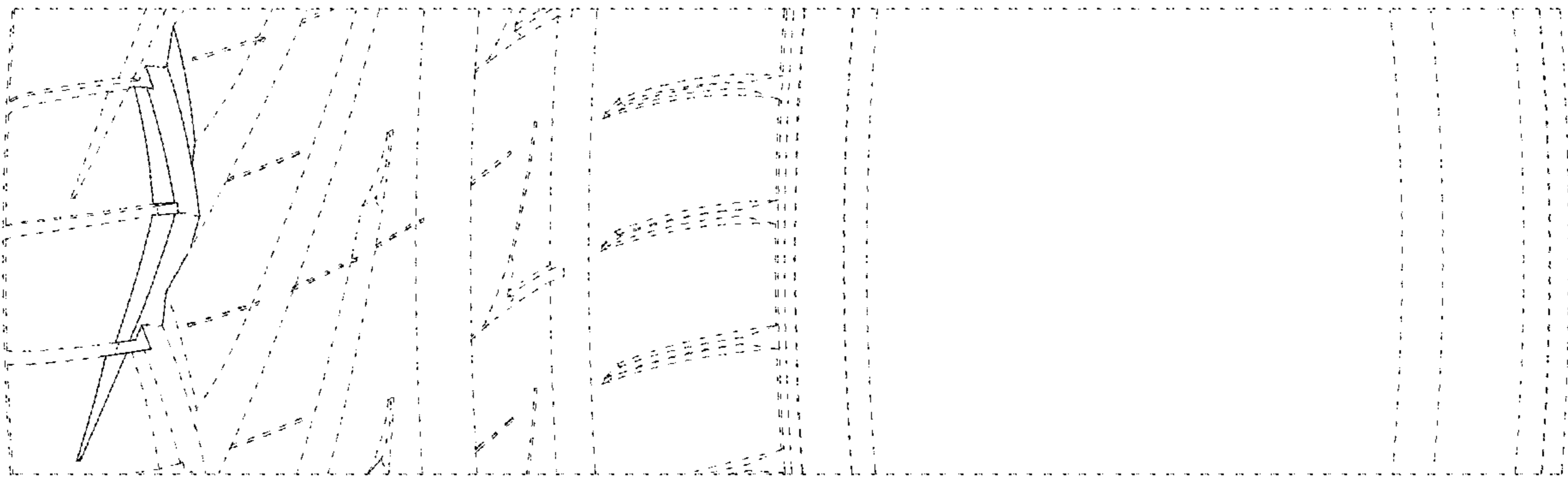


FIG. 7

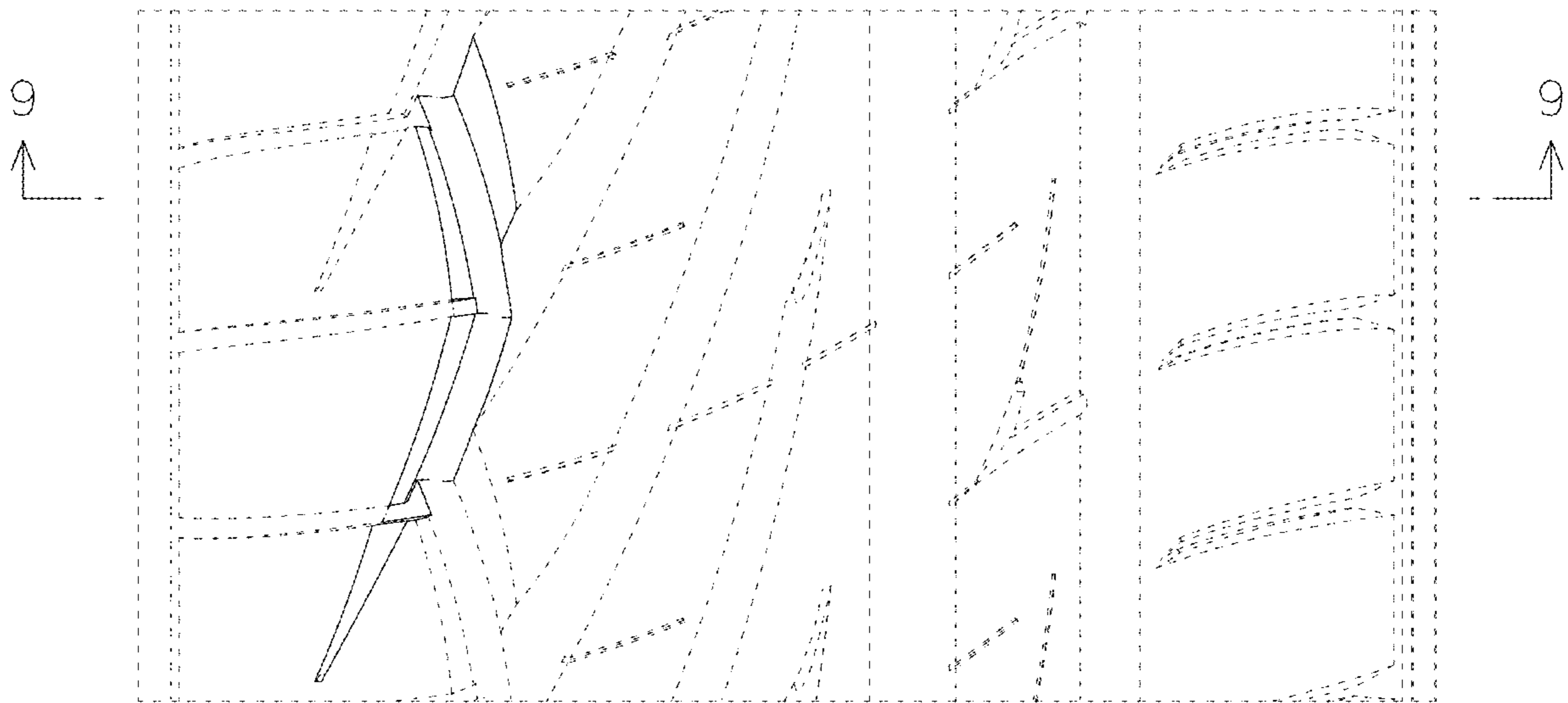


FIG. 8



FIG. 9