

US00D879022S

(12) **United States Design Patent**  
**Bardin**

(10) **Patent No.:** **US D879,022 S**  
(45) **Date of Patent:** **\*\* Mar. 24, 2020**

(54) **TIRE**  
(71) Applicant: **COMPAGNIE GENERALE DES  
ETABLISSEMENTS MICHELIN,**  
Clermont-Ferrand (FR)

D370,880 S 6/1996 Graas  
D379,449 S 5/1997 Graas  
D390,512 S 2/1998 Eromaki  
D397,971 S 9/1998 Horie  
D402,241 S 12/1998 Villamizar  
(Continued)

(72) Inventor: **Damien Bardin,** Clermont-Ferrand  
(FR)

**FOREIGN PATENT DOCUMENTS**

(73) Assignee: **Compagnie Generale Des  
Etablissements Michelin** (FR)

EP 0609194 A1 8/1994  
FR 06/5978 12/2006  
(Continued)

(\*\*) Term: **15 Years**

**OTHER PUBLICATIONS**

(21) Appl. No.: **29/645,432**

FR 06/5978 is understood to disclose the tread of a vehicle tire.  
(Continued)

(22) Filed: **Apr. 26, 2018**

(30) **Foreign Application Priority Data**

*Primary Examiner* — Robert M. Spear  
(74) *Attorney, Agent, or Firm* — Dickinson Wright PLLC

Oct. 26, 2017 (FR) ..... 2017-4913

(51) **LOC (12) Cl.** ..... **12-15**

(52) **U.S. Cl.**  
USPC ..... **D12/588**

(58) **Field of Classification Search**  
USPC ..... D12/586, 587, 588, 589, 590, 594, 595,  
D12/596, 597, 600, 601, 602, 603, 900  
CPC ..... B60C 11/032; B60C 11/0388  
See application file for complete search history.

(57) **CLAIM**

The ornamental design for a tire, as shown and described.

(56) **References Cited**

**DESCRIPTION**

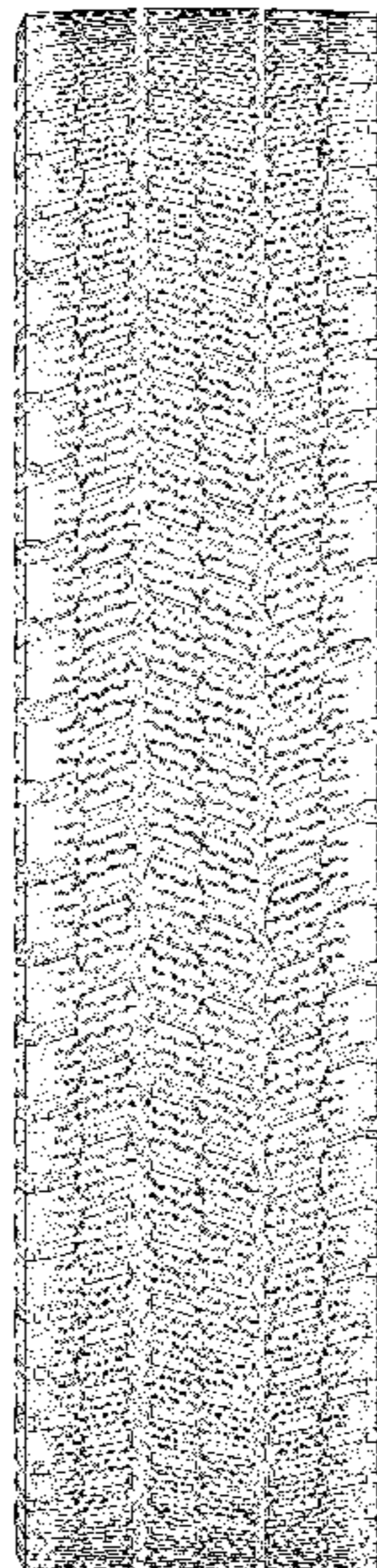
**U.S. PATENT DOCUMENTS**

D275,386 S 9/1984 Baus  
D275,474 S 9/1984 Graas  
4,726,407 A 2/1988 Hayakawa  
D296,541 S 7/1988 Gettys  
5,131,443 A 7/1992 Kuhr  
D346,775 S 5/1994 Loser  
D355,876 S 2/1995 Diensthuber  
D360,861 S 8/1995 Graas  
D361,966 S 9/1995 Graas

FIG. 1 is a perspective view of the tire of my design;  
FIG. 2 is a front elevation view of the tire of my design;  
FIG. 3 is a side elevation view of the tire of my design;  
FIG. 4 is a side elevation view of the tire of my design, taken  
from the opposite side of that shown in FIG. 3; and,  
FIG. 5 is an enlarged, partial view of the tire of FIG. 1, as  
indicated by the break lines.

The claimed design is the tread area, including the shoulder,  
of the tire. The dash-dot-dot-dash lines between the claimed  
tread area and the unclaimed sidewall define the peripheral  
boundaries of the claim. The broken line disclosure in the  
drawings depicts environmental subject matter forming no  
part of the claimed design. The tread pattern repeats over the  
circumference of the tire.

**1 Claim, 5 Drawing Sheets**



(56)

References Cited

U.S. PATENT DOCUMENTS

D403,633 S 1/1999 Legge  
 D409,123 S 5/1999 Heinen  
 D426,855 S 6/2000 Niwa  
 D429,194 S 8/2000 Heinen  
 D431,800 S 10/2000 Heinen  
 D432,057 S 10/2000 Himuro  
 D444,427 S 7/2001 Heinen  
 D444,743 S 7/2001 Labbe  
 D446,170 S 8/2001 Williams  
 D451,853 S 12/2001 Heinen  
 D451,866 S 12/2001 Ratliff, Jr.  
 D452,198 S 12/2001 Heinen  
 D454,523 S 3/2002 Traulle  
 6,352,091 B1 3/2002 Hanya  
 D455,998 S 4/2002 Heinen  
 D472,872 S 4/2003 O  
 D487,053 S 2/2004 Masuko  
 D491,516 S 6/2004 Miller  
 D498,459 S 11/2004 Allison  
 D503,375 S 3/2005 Heinen  
 D504,387 S 4/2005 Welbes  
 D504,866 S 5/2005 Collette  
 D505,111 S 5/2005 Allison  
 D516,998 S 3/2006 Wang  
 D520,443 S \* 5/2006 Yamaura ..... D12/596  
 D531,955 S 11/2006 Fontaine  
 D535,247 S 1/2007 Shondel  
 D535,248 S 1/2007 Ashton  
 D544,827 S 6/2007 Lee  
 D548,678 S 8/2007 Welbes  
 D548,679 S 8/2007 de Briey-Terlinden  
 D550,148 S 9/2007 Fontaine  
 D555,581 S 11/2007 Salvan  
 D579,861 S 11/2008 Haas  
 D579,862 S 11/2008 Harvey  
 D579,863 S 11/2008 Harvey  
 D589,435 S 3/2009 Ashton  
 D591,220 S 4/2009 Minagawa  
 D591,672 S 5/2009 de Briey-Terlinden  
 D595,218 S 6/2009 Rodicq  
 D595,639 S 7/2009 de Briey-Terlinden  
 D596,108 S 7/2009 Maxwell  
 D596,109 S 7/2009 de Briey-Terlinden  
 D601,946 S 10/2009 Fontaine  
 D606,007 S 12/2009 Fontaine  
 D606,008 S 12/2009 D'Abrigeon  
 D606,927 S 12/2009 Kang  
 D607,810 S 1/2010 Oizumi  
 D607,811 S 1/2010 Harvey  
 D610,963 S 3/2010 Ochi  
 D612,324 S 3/2010 Harvey  
 D615,479 S 5/2010 Lee

D616,809 S 6/2010 Maxwell  
 D622,657 S 8/2010 Leocadio  
 D624,872 S 10/2010 Maxwell  
 D626,911 S 11/2010 Takashima  
 D634,700 S 3/2011 Ebel  
 D637,142 S \* 5/2011 Nicolas ..... D12/579  
 D637,146 S \* 5/2011 Nakamizo ..... D12/596  
 D640,184 S 6/2011 de Briey-Terlinden  
 D644,597 S 9/2011 Lucas  
 D646,217 S \* 10/2011 Muto ..... D12/589  
 D646,218 S \* 10/2011 Muto ..... D12/589  
 D651,163 S 12/2011 Shimizu  
 D662,454 S 6/2012 Fontaine  
 D668,205 S 10/2012 Ebel  
 D683,301 S 5/2013 Kang  
 D705,718 S 5/2014 Hirama  
 D717,237 S 11/2014 Bardin  
 D718,224 S 11/2014 Guichon  
 D722,290 S 2/2015 Jamot  
 D724,522 S 3/2015 D'Abrigeon  
 D733,639 S 7/2015 Fontaine  
 D735,650 S \* 8/2015 Bachtel ..... D12/580  
 D738,293 S \* 9/2015 Cothran ..... D12/580  
 D749,496 S 2/2016 Wang  
 D754,588 S 4/2016 Hye  
 D756,902 S \* 5/2016 Nomoto ..... D12/596  
 D758,286 S 6/2016 Hye  
 D761,724 S \* 7/2016 Yamamoto ..... D12/596  
 D765,583 S \* 9/2016 Wang ..... D12/579  
 D767,473 S 9/2016 Nomura  
 D777,089 S 1/2017 Bardin  
 D777,649 S 1/2017 Ropars  
 D780,107 S 2/2017 Bardin  
 D781,223 S \* 3/2017 Dixon ..... D12/588  
 D785,553 S 5/2017 Bardin  
 D796,429 S \* 9/2017 Cerny ..... D12/600  
 D810,006 S \* 2/2018 Mayni ..... D12/588  
 D813,796 S \* 3/2018 Dixon ..... D12/588  
 D813,797 S \* 3/2018 Dixon ..... D12/588  
 D815,590 S \* 4/2018 Kagimoto ..... D12/594  
 D853,943 S \* 7/2019 Jones ..... D12/587  
 2008/0149237 A1 6/2008 Cambron et al.


FOREIGN PATENT DOCUMENTS

FR 06/5980 12/2006  
 FR 07/5041 11/2007

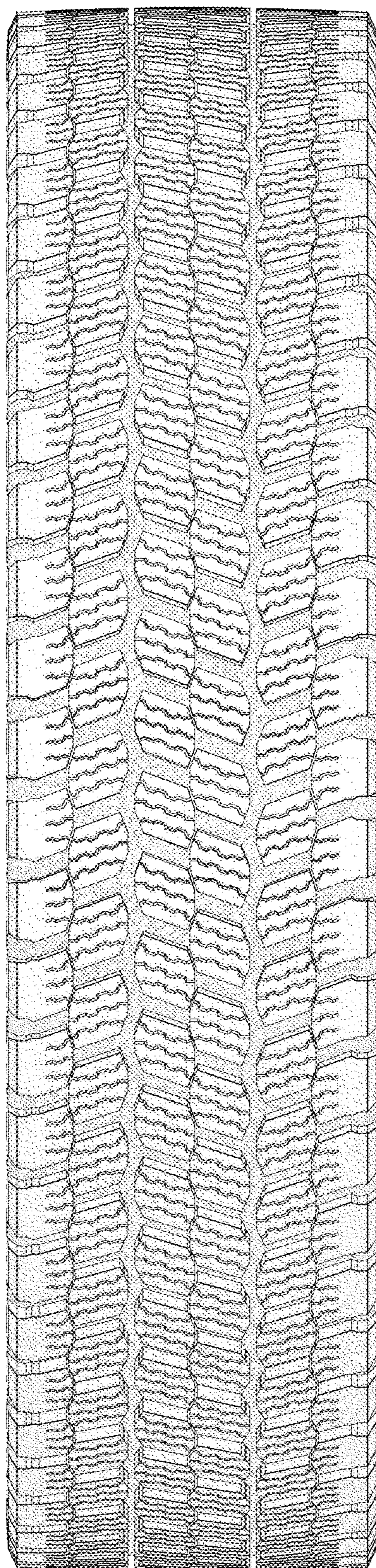
OTHER PUBLICATIONS

FR 06/5980 is understood to disclose the tread of a vehicle tire.  
 FR 07/5041 is understood to disclose the tread of a vehicle tire.  
 EP 060919A1 is understood to disclose the tread of a vehicle tire.

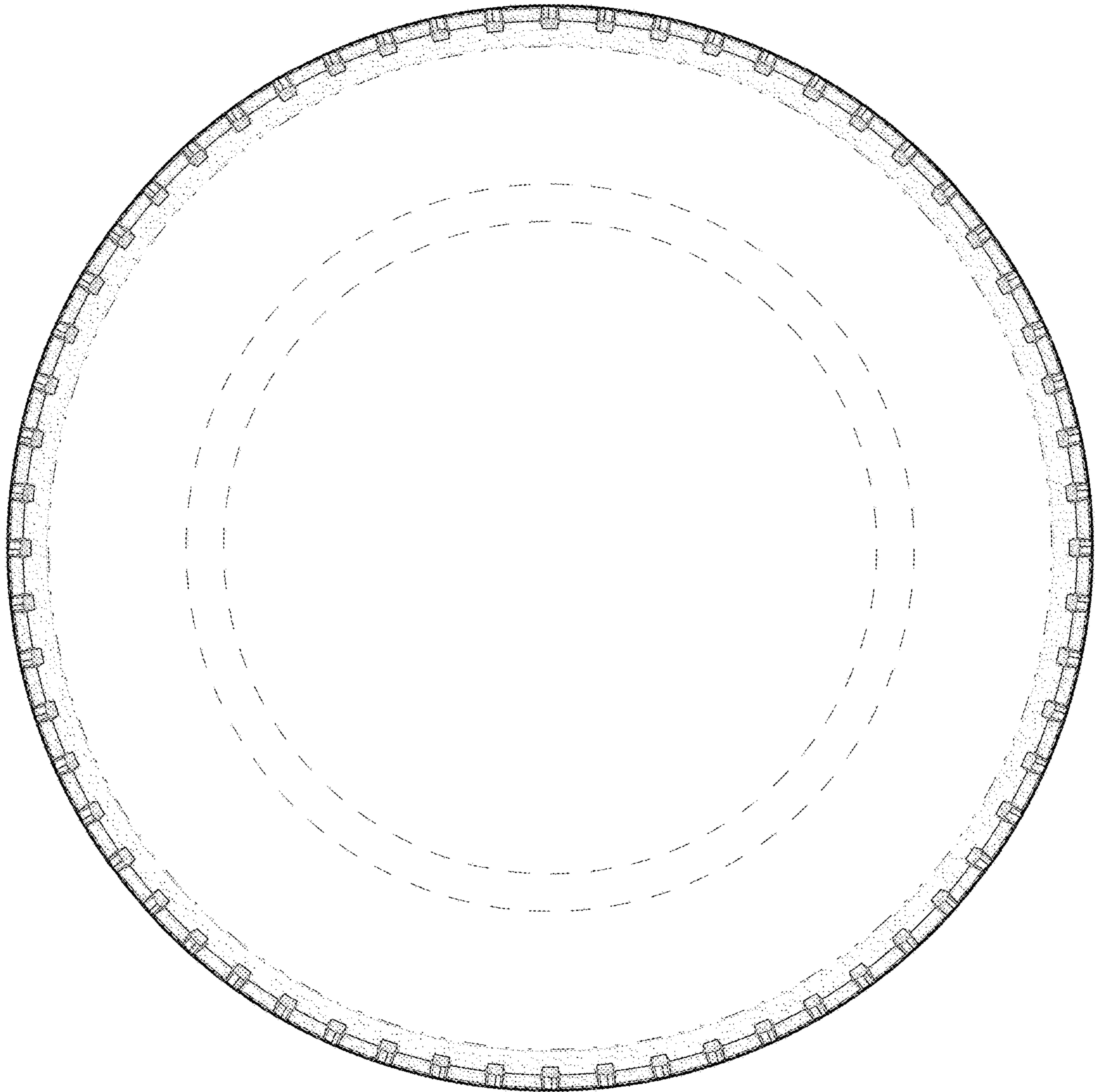
\* cited by examiner



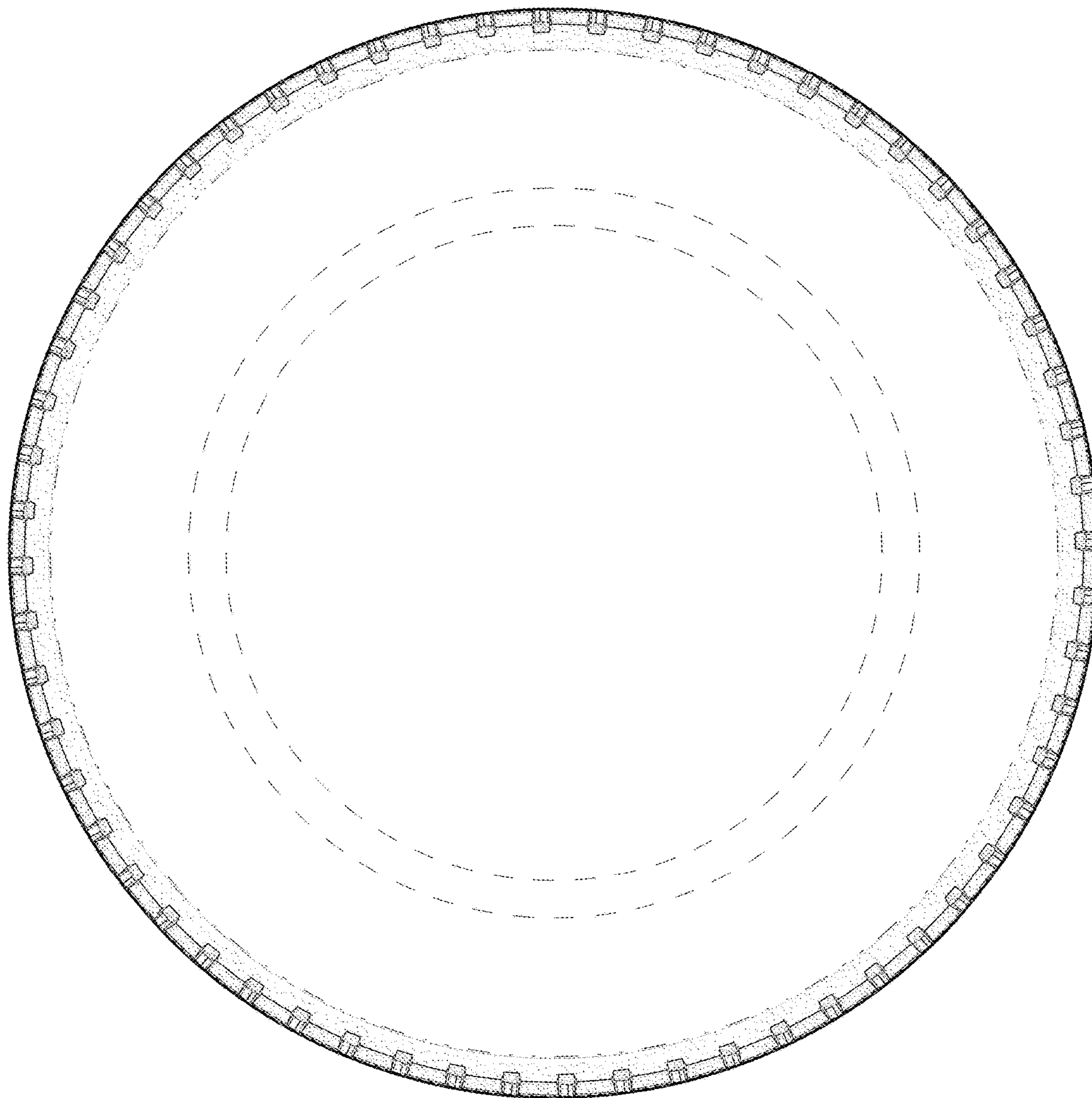
**FIG. 1**



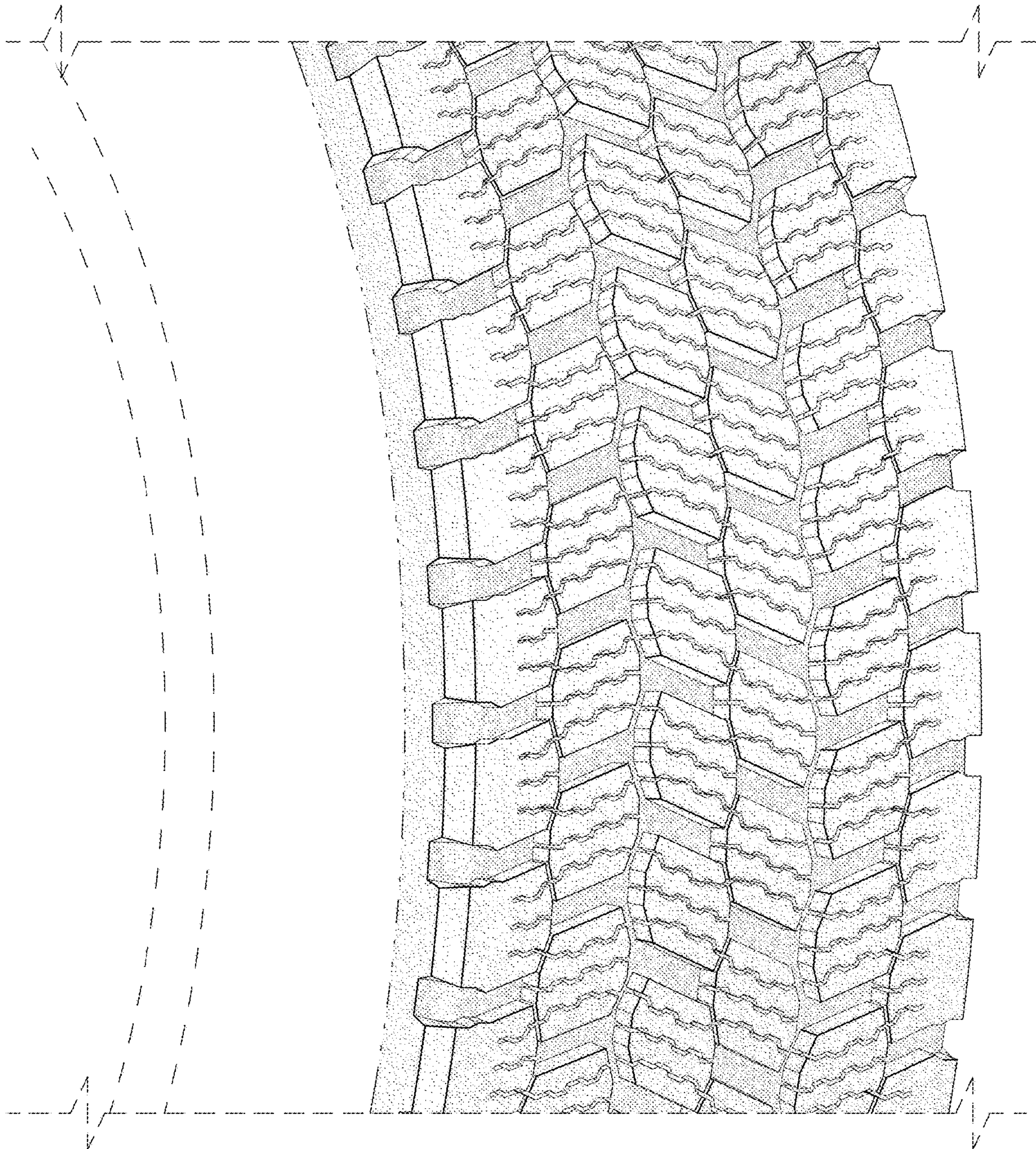
**FIG. 2**



**FIG. 3**



**FIG. 4**



**FIG. 5**