



US00D879019S

(12) **United States Design Patent**
Green

(10) **Patent No.:** **US D879,019 S**

(45) **Date of Patent:** **** Mar. 24, 2020**

(54) **TIRE TREAD**

(71) Applicant: **TIRE MART, INC.**, St. Louis, MO (US)

(72) Inventor: **Michael L. Green**, St. Louis, MO (US)

(73) Assignee: **Tire Mart, Inc.**, St. Louis, MO (US)

(**) Term: **15 Years**

(21) Appl. No.: **29/610,984**

(22) Filed: **Jul. 18, 2017**

(51) **LOC (12) Cl.** **12-15**

(52) **U.S. Cl.**
USPC **D12/579**

(58) **Field of Classification Search**
USPC D12/544, 545, 579, 580, 600, 604
CPC B60C 11/11
See application file for complete search history.

(56) **References Cited**

U.S. PATENT DOCUMENTS

D337,978 S	8/1993	Himuro et al.	
D414,727 S	10/1999	Brown et al.	
D430,832 S *	9/2000	Edwards	D12/579
D444,426 S	7/2001	Marazzi et al.	
D444,742 S	7/2001	Dunlap	
D447,447 S	9/2001	Guspodin et al.	
D450,273 S	11/2001	Guspodin et al.	
D453,311 S	2/2002	Guspodin et al.	
D455,117 S	4/2002	Guspodin et al.	
D455,681 S	4/2002	Guspodin et al.	
D457,486 S	5/2002	Guspodin et al.	
D487,056 S	2/2004	Rooney et al.	
D500,286 S *	12/2004	Leynaert	D12/587
6,920,906 B2	7/2005	Allison et al.	
D516,016 S *	2/2006	Miyazaki	D12/605
D517,004 S *	3/2006	Miyazaki	D12/605
D530,265 S	10/2006	Hutz et al.	
D530,266 S	10/2006	Hutz et al.	

D548,172 S	8/2007	Dixon et al.
D556,124 S	11/2007	Thum et al.
D556,673 S	12/2007	Missik-Gaffney et al.
D556,674 S	12/2007	Missik-Gaffney et al.
D567,750 S	4/2008	Dixon
D578,957 S	10/2008	Bonko et al.
D580,347 S	11/2008	Lo

(Continued)

FOREIGN PATENT DOCUMENTS

JP D1380982 2/2010

OTHER PUBLICATIONS

Bravenoffroad.com: Braven-Berserker Cross-X Dot ATV/UTV Radials. Undated; 6 pages. Found online at <https://bravenoffroad.com/products/braven-berserker-cross-x-dot-atv-utv-radials>.*

Primary Examiner — Robert M. Spear

(74) *Attorney, Agent, or Firm* — Lathrop Gage L.L.P.

(57) **CLAIM**

The ornamental design for a tire tread, as shown and described.

DESCRIPTION

FIG. 1 is a side view of a the tire tread.

FIG. 2 is a fragmentary close-up perspective view of the tire tread.

FIG. 3 is another fragmentary close-up perspective view of the tire tread.

FIG. 4 is a fragmentary close-up front view of the tire tread.

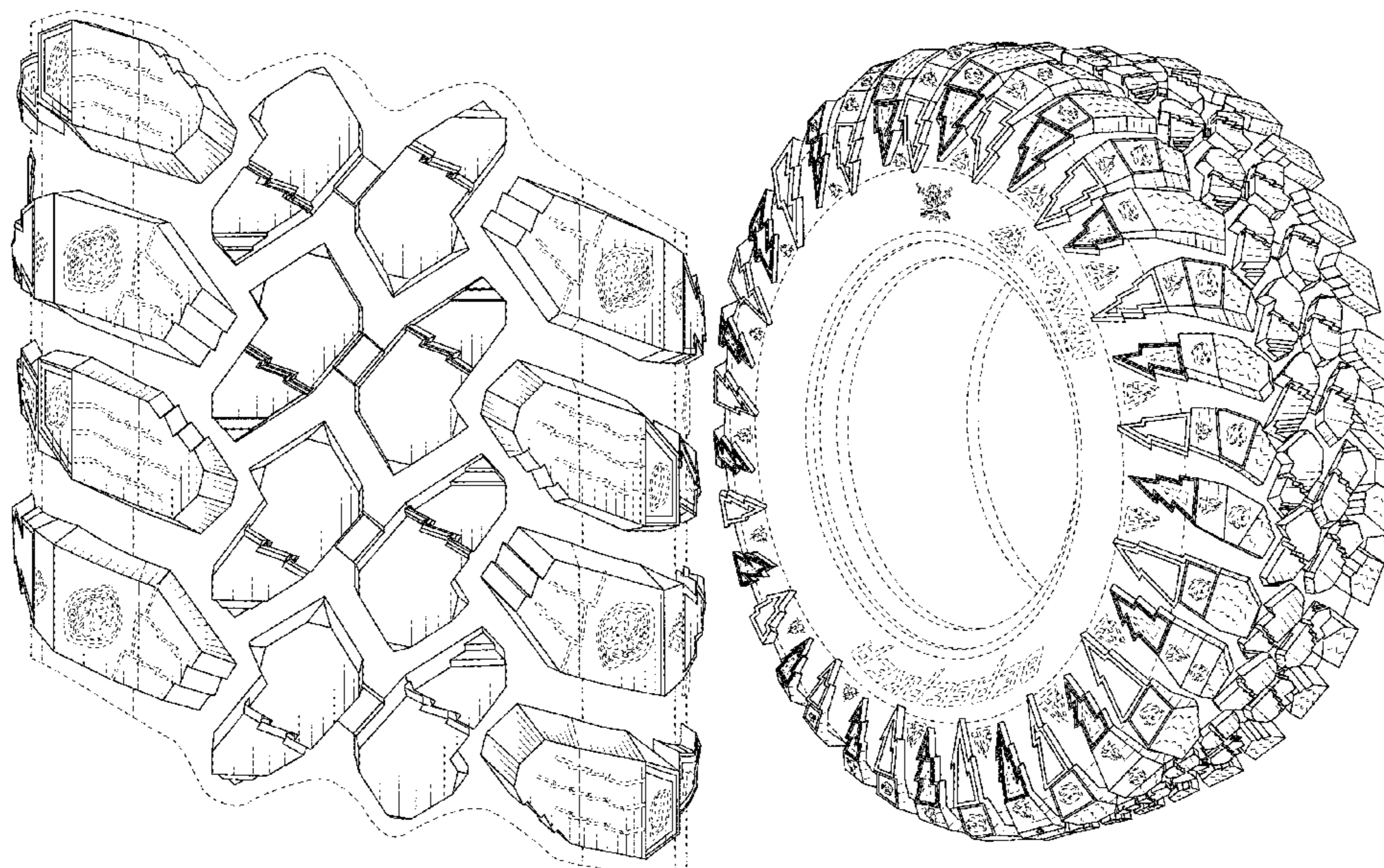
FIG. 5 is a fragmentary close-up side view of the tire tread.

FIG. 6 is a fragmentary close-up top view of the tire tread; and,

FIG. 7 is a perspective view of the tire tread.

The broken lines in the drawings depict environmental subject matter only and form no part of the claimed design.

1 Claim, 7 Drawing Sheets



(56)

References Cited

U.S. PATENT DOCUMENTS

D593,485	S	6/2009	Davidson, Jr. et al.	
D608,272	S	1/2010	Osaka	
D621,342	S	8/2010	Osaka	
D624,008	S	9/2010	Shan et al.	
D626,913	S	11/2010	Osaka	
D627,709	S	11/2010	Harvey et al.	
D630,999	S	1/2011	Osaka	
D638,352	S	5/2011	Osaka	
D653,195	S	1/2012	Sareen	
8,726,957	B2 *	5/2014	Ibaraki	B60C 13/001 152/209.16
D711,814	S	8/2014	Ohara	
D748,569	S *	2/2016	Sueyoshi	D12/579
D750,551	S	3/2016	Sueyoshi	
D753,056	S	4/2016	Kuwano	
D772,790	S *	11/2016	Scheifele	D12/579
D773,980	S	12/2016	Takahashi	
D774,447	S *	12/2016	Mathis	D12/605
D778,814	S *	2/2017	Sato	D12/605
D780,097	S	2/2017	Fujioka	
D780,098	S *	2/2017	Sareen	D12/579
D781,226	S *	3/2017	Mathis	D12/605
D782,970	S	4/2017	Sato	
D786,186	S	5/2017	Kuwano	
D786,784	S *	5/2017	Mathis	D12/579
D787,428	S *	5/2017	Rooney	D12/579
D792,334	S	7/2017	Fujioka	
D795,169	S *	8/2017	Schultz	D12/579
D810,669	S *	2/2018	Johnson	D12/579

* cited by examiner

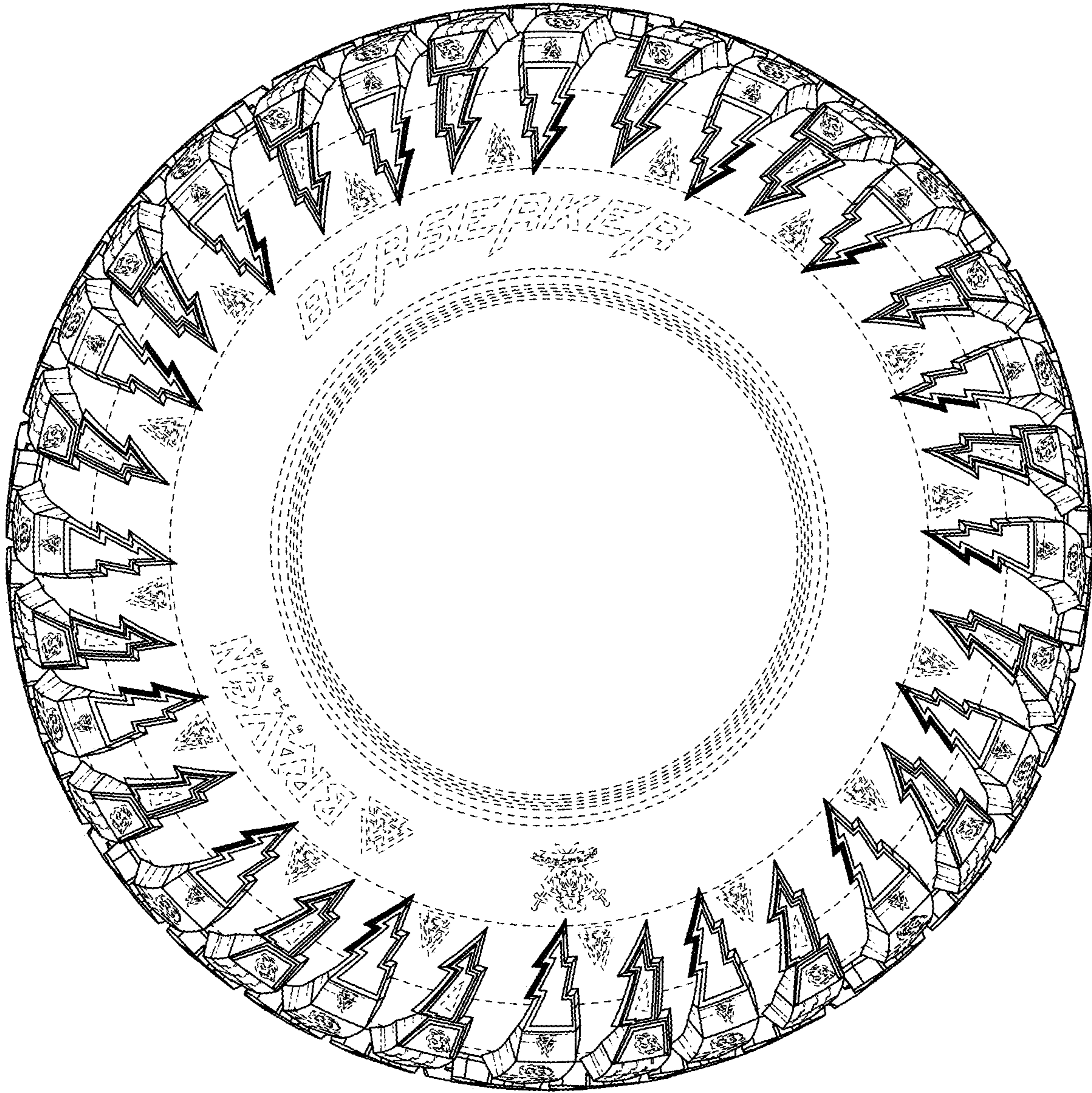


FIG. 1

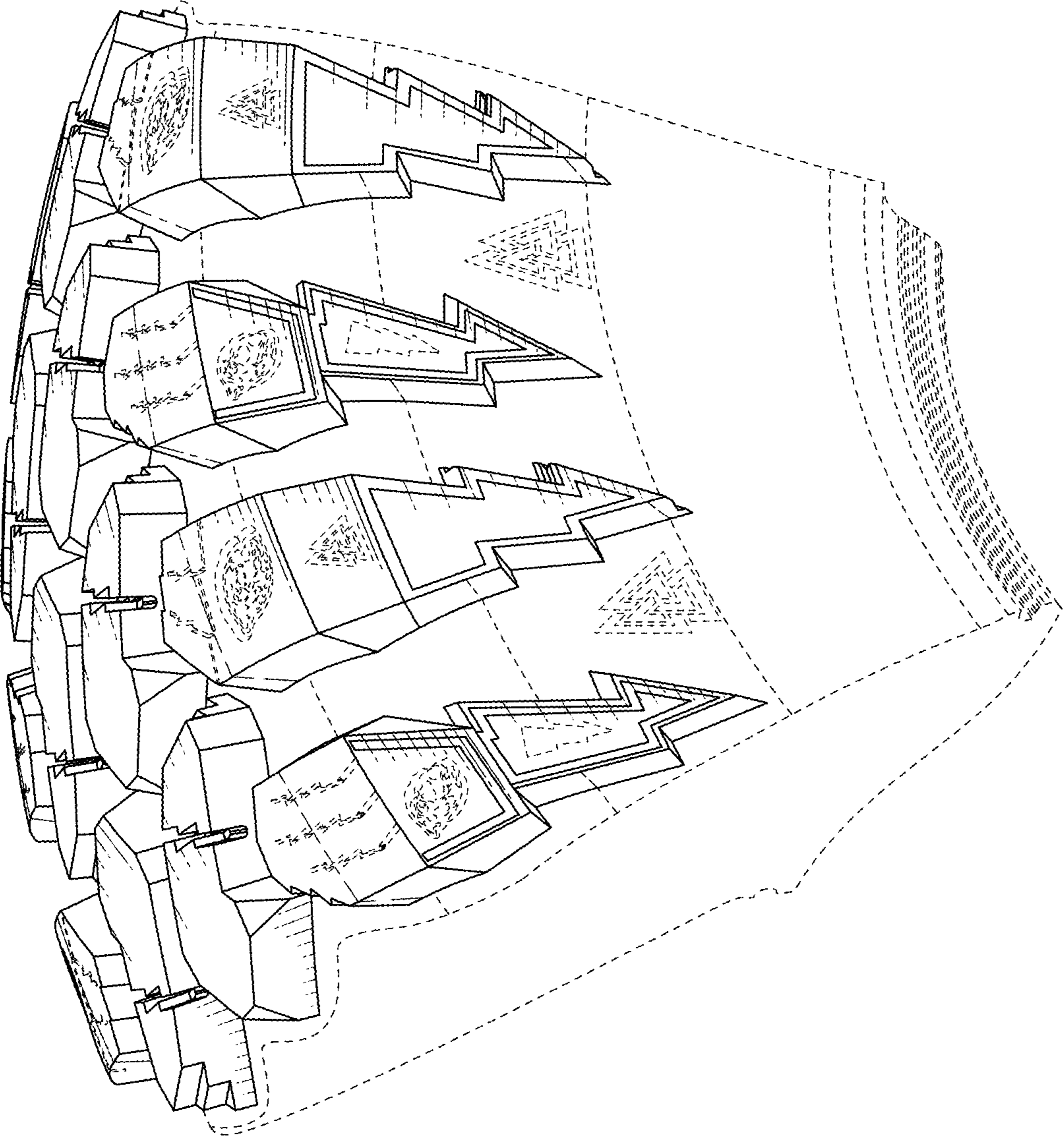


FIG. 2

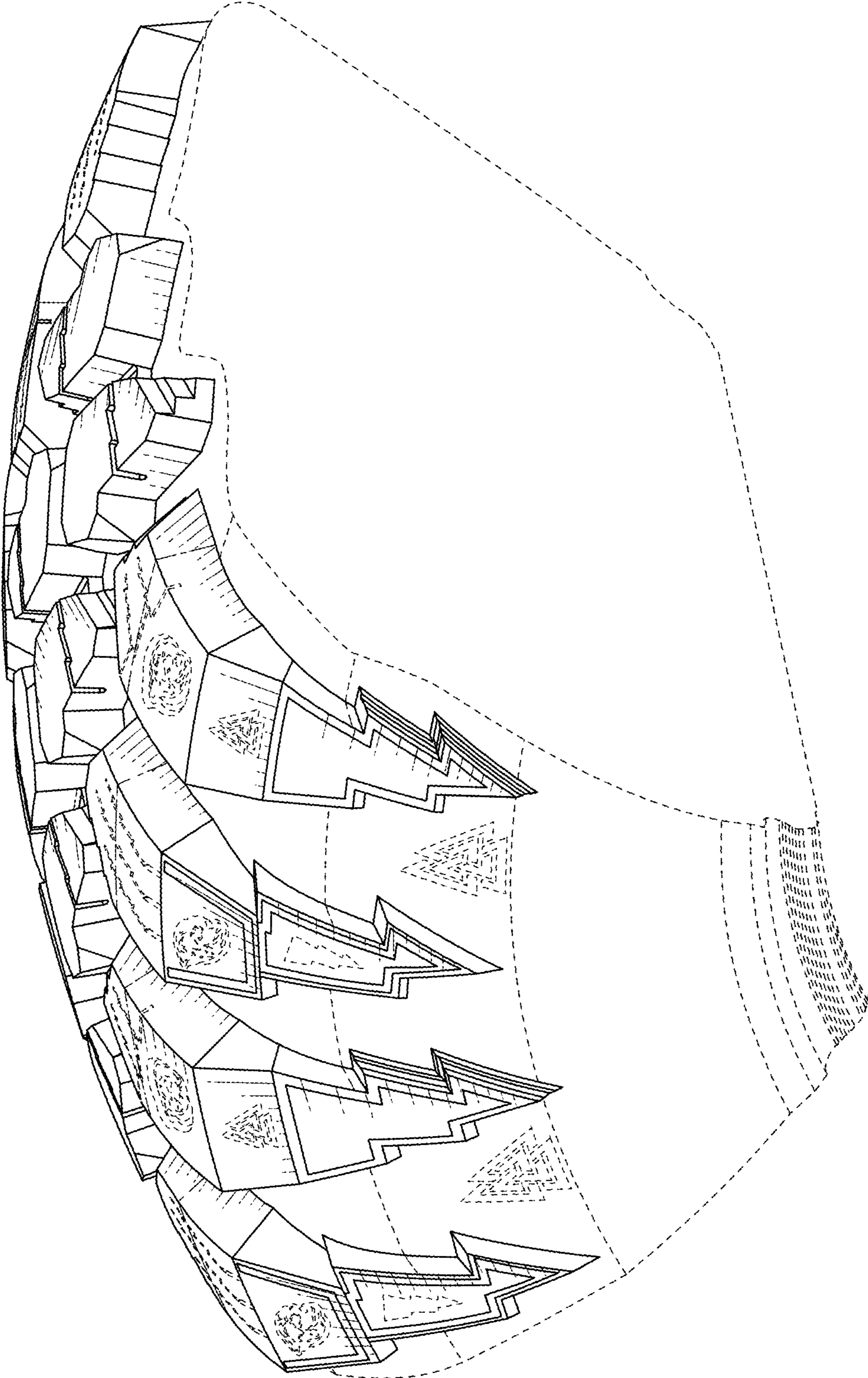


FIG. 3

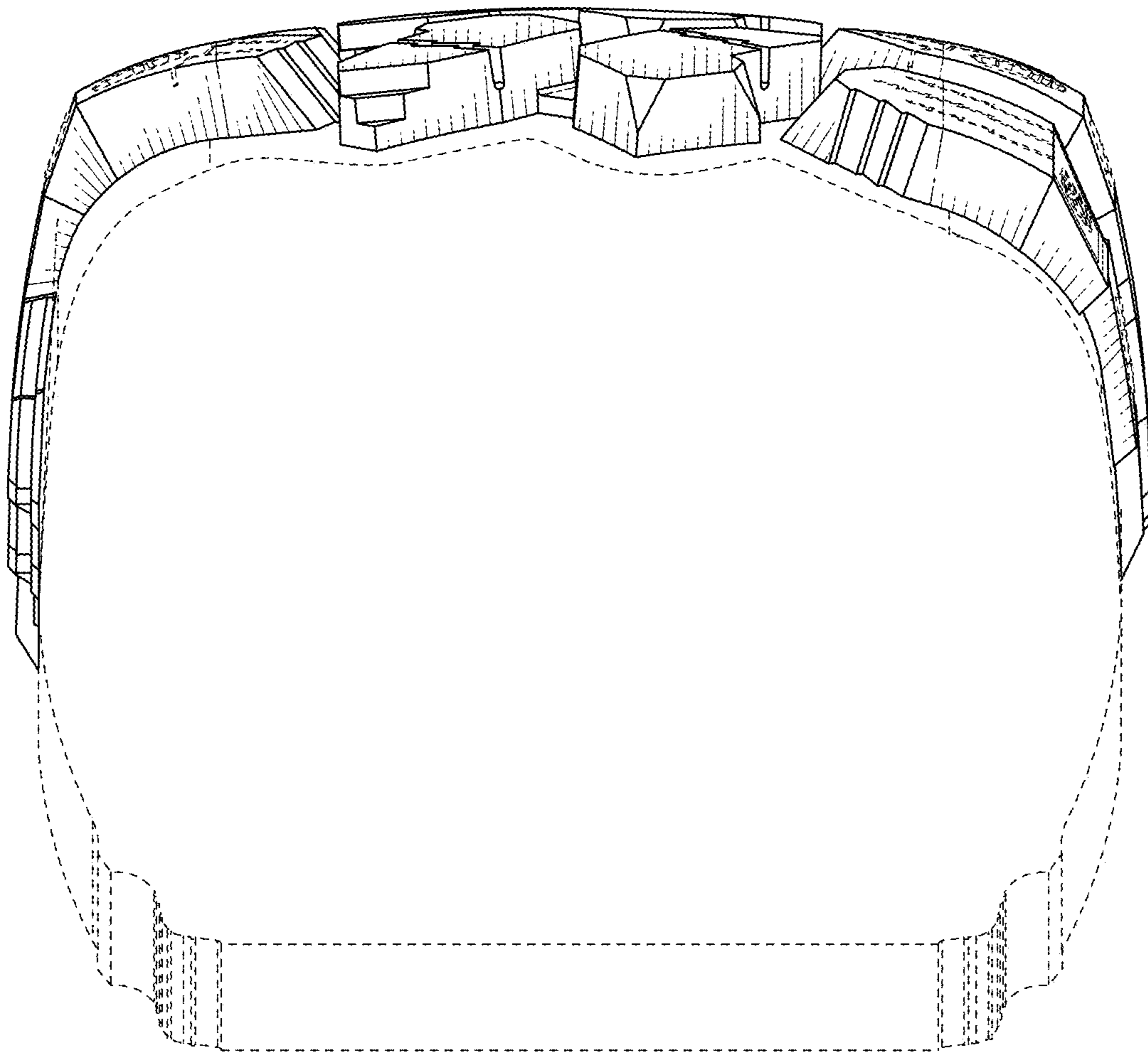


FIG. 4

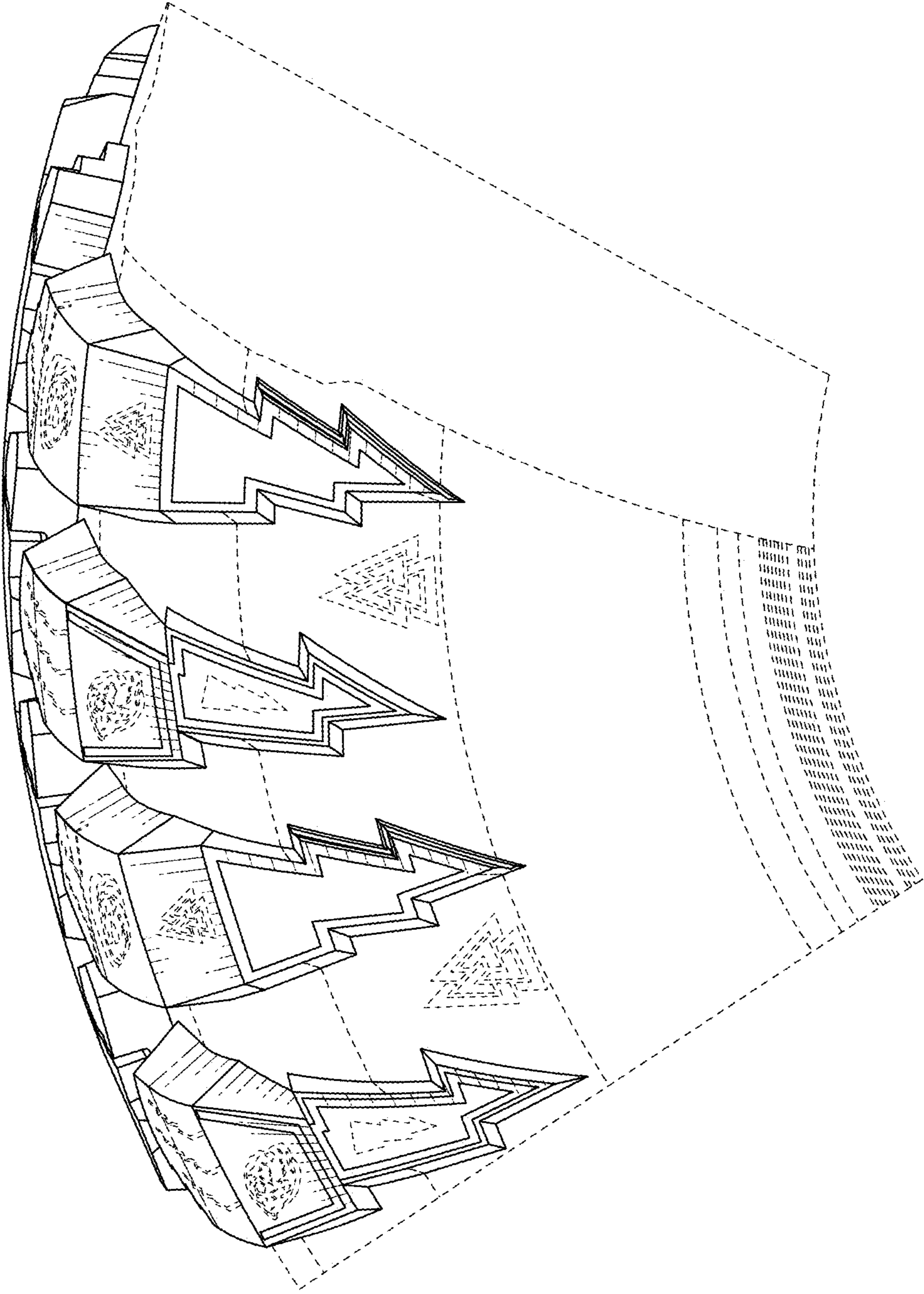


FIG. 5

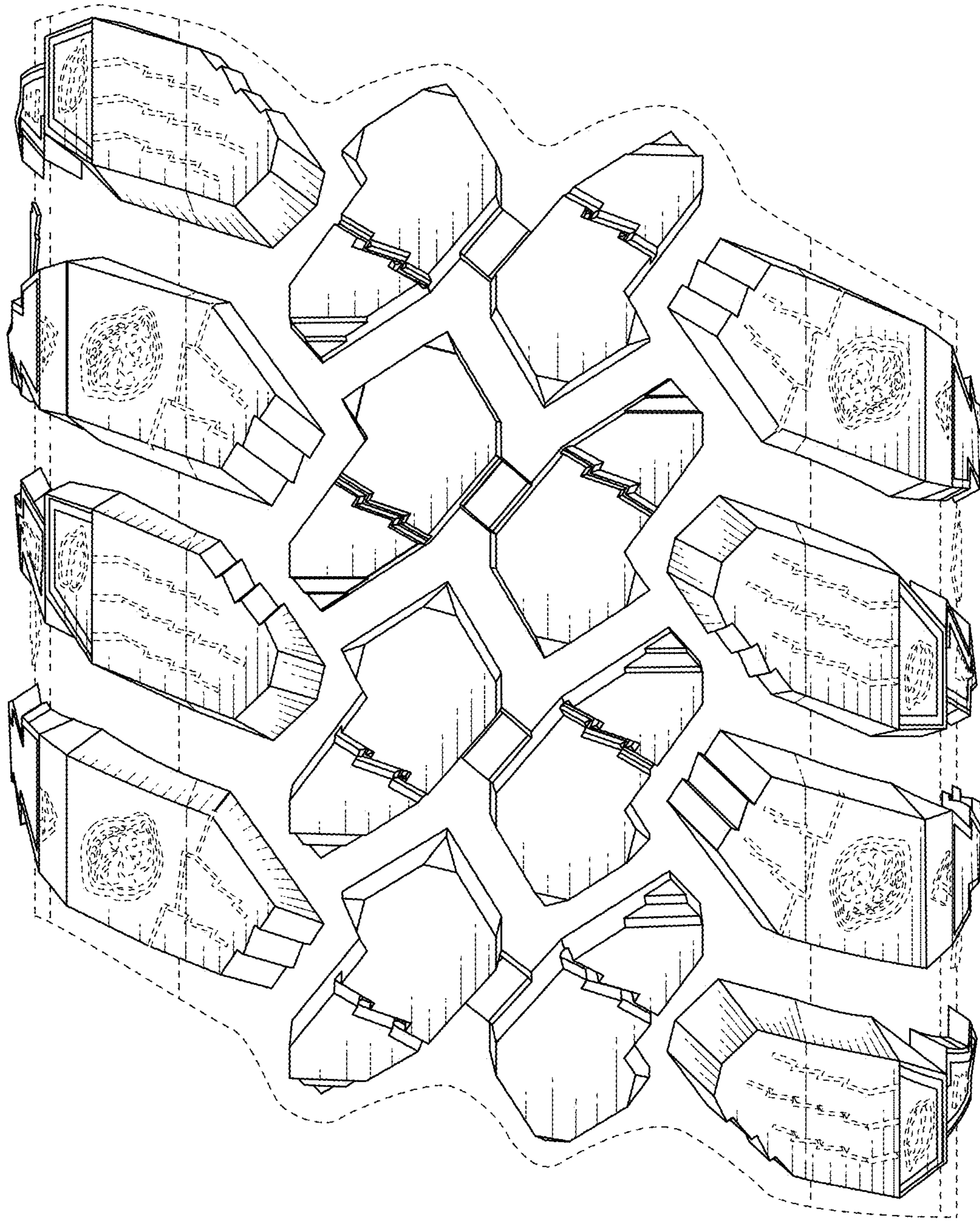


FIG. 6

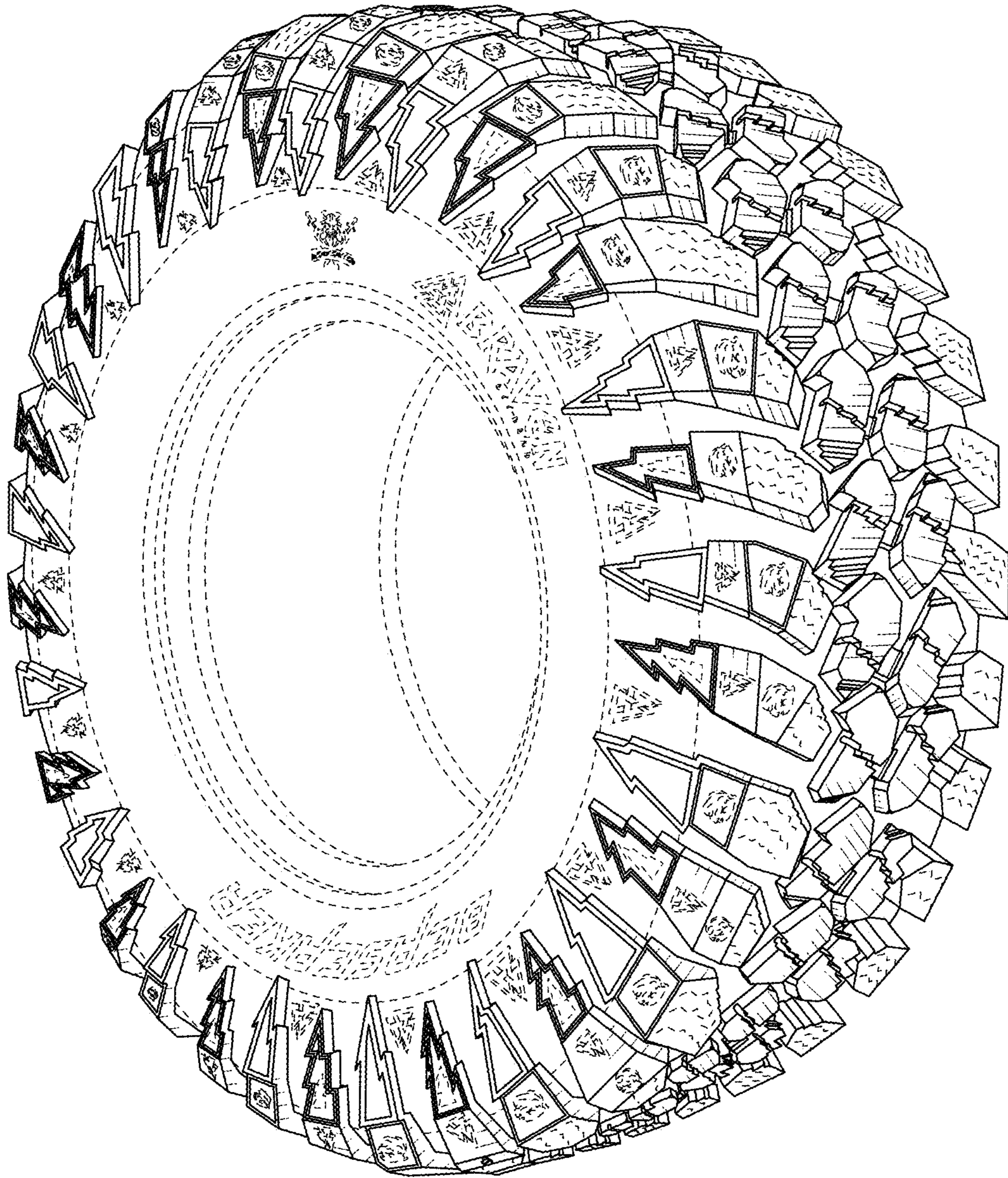


FIG. 7