



US00D879018S

(12) **United States Design Patent**  
**Amenta et al.**

(10) **Patent No.:** **US D879,018 S**  
(45) **Date of Patent:** **\*\* Mar. 24, 2020**

(54) **TIRE TREAD**  
(71) Applicant: **Bridgestone Europe NV/SA**, Zaventem (BE)  
(72) Inventors: **Alessandro Amenta**, Rome (IT); **Emanuela Paciulli**, Rome (IT); **Luca Manfre'**, Rome (IT); **Pierfrancesco Triboulet**, Rome (IT)  
(73) Assignee: **Bridgestone Europe NV/SA**, Zaventem (BE)

D721,323 S \* 1/2015 Caron ..... D12/563  
D733,639 S \* 7/2015 Fontaine ..... D12/563  
D810,668 S \* 2/2018 Cavro ..... D12/563  
D816,591 S \* 5/2018 Kossi ..... D12/563  
D819,551 S \* 6/2018 Uchida ..... D12/563  
D828,285 S \* 9/2018 Jeong ..... D12/552  
D853,940 S \* 7/2019 Houchard ..... D12/552  
D854,491 S \* 7/2019 Sareen ..... D12/563  
D854,492 S \* 7/2019 Sareen ..... D12/563  
D855,555 S \* 8/2019 Nomura ..... D12/558  
D860,922 S \* 9/2019 Montarras ..... D12/563  
D862,371 S \* 10/2019 Tikka ..... D12/545

\* cited by examiner

(\*\*) Term: **15 Years**

*Primary Examiner* — George D. Kirschbaum  
*Assistant Examiner* — Joseph J Kukella

(21) Appl. No.: **29/674,890**

(74) *Attorney, Agent, or Firm* — Sughrue Mion, PLLC

(22) Filed: **Dec. 27, 2018**

(57) **CLAIM**

(30) **Foreign Application Priority Data**

The ornamental design for a tire tread, as shown and described.

Jun. 28, 2018 (EM) ..... 005329380  
Dec. 3, 2018 (EM) ..... 005842184

**DESCRIPTION**

(51) **LOC (12) Cl.** ..... **12-15**

(52) **U.S. Cl.** ..... **D12/558**  
USPC .....

(58) **Field of Classification Search**  
USPC ..... D12/505–567, 580, 586, 604  
CPC ..... B60C 11/0302; B60C 2011/0339–0355;  
B60C 2011/0358–0372; B60C  
2011/0374–0379; B60C 2011/0381–0383;  
B60C 2011/0386–0397  
See application file for complete search history.


FIG. 1 is a perspective view of a tread showing our new design;  
FIG. 2 is a front view of the tread;  
FIG. 3 is a right of the tread;  
FIG. 4 is a left view of the tread;  
FIG. 5 is an enlarged view of the tread with section lines corresponding to the views in FIGS. 6, 7 and 8;  
FIG. 6 is a first transversal section view of the tread;  
FIG. 7 is a second transversal section view of the tread; and,  
FIG. 8 is a third transversal section view of the tread.  
In the drawings, the broken lines defining the sidewall, inner bead and the peripheral boundary between the claimed tire tread and the unclaimed sidewall depict environmental subject matter that forms no part of the claimed design.

(56) **References Cited**

**U.S. PATENT DOCUMENTS**

D355,876 S \* 2/1995 Diensthuber ..... D12/563  
D591,221 S \* 4/2009 Fontaine ..... D12/563

**1 Claim, 8 Drawing Sheets**



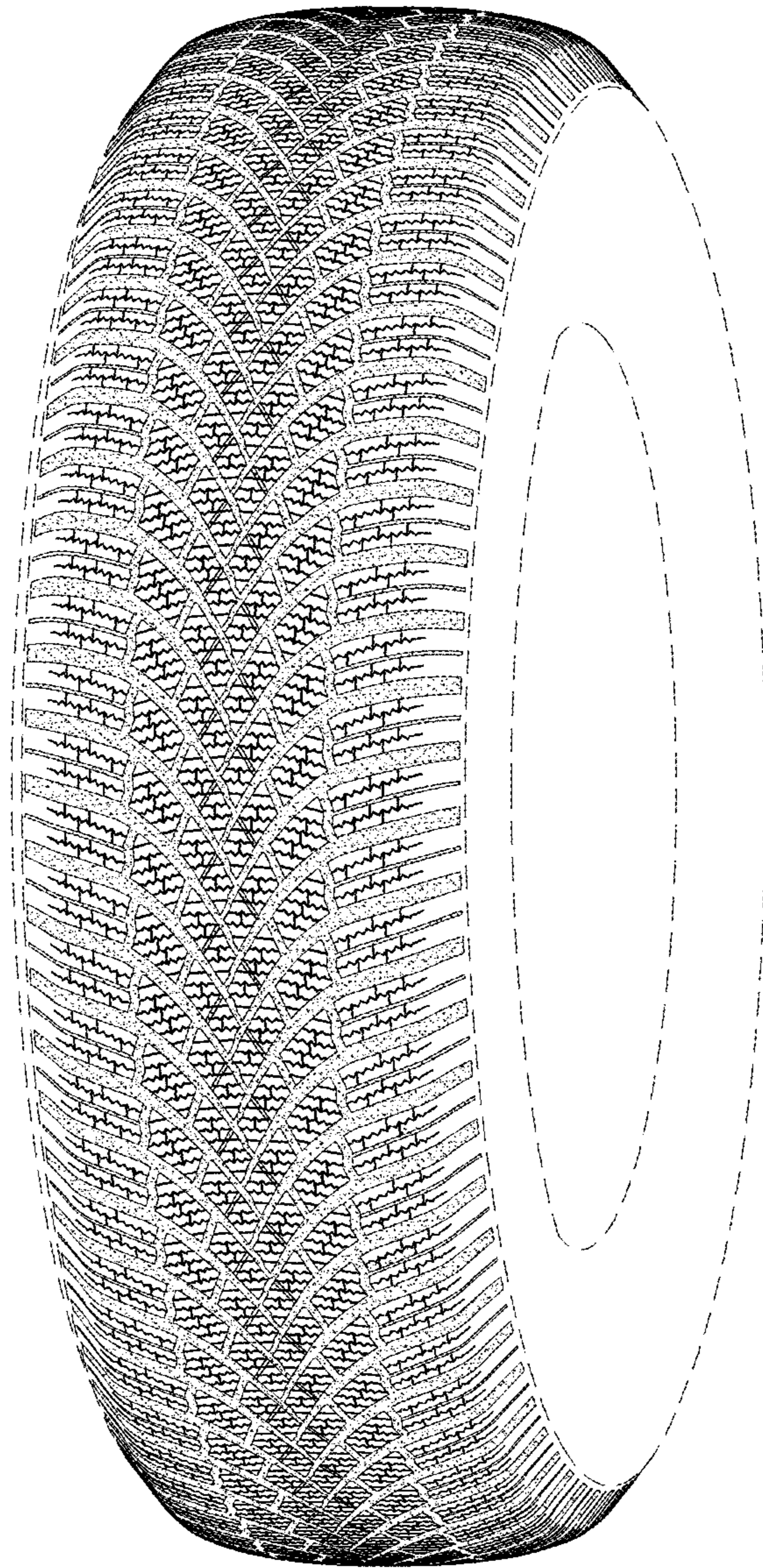


FIG.1




FIG.2




FIG.3




FIG.4




FIG.5




FIG.6




FIG.7






FIG.8