



US00D879011S

(12) **United States Design Patent**
Bajārs

(10) **Patent No.:** **US D879,011 S**
(45) **Date of Patent:** **** Mar. 24, 2020**

(54) **BICYCLE COVER**

(71) Applicant: **VELO SOCK, SIA**, Riga (LV)

(72) Inventor: **Gvido Bajārs**, Riga (LV)

(73) Assignee: **VELO SOCK, SIA**, Riga (LV)

(**) Term: **15 Years**

(21) Appl. No.: **29/670,705**

(22) Filed: **Nov. 19, 2018**

(51) **LOC (12) Cl.** **12-16**

(52) **U.S. Cl.**
USPC **D12/402**

(58) **Field of Classification Search**
USPC D12/401–405; D6/610, 611, 596,
D6/601–603, 615, 617, 621; D7/332,
D7/334–337
CPC B65D 85/68; B65D 31/16; B65D 33/02;
B60R 5/04; B60R 5/045; B60P 7/04
See application file for complete search history.

(56) **References Cited**

U.S. PATENT DOCUMENTS

| | | | | |
|-------------------|---------|-----------|-------|-----------------------|
| D373,753 S * | 9/1996 | Ferguson | | D12/402 |
| D393,445 S * | 4/1998 | Nicholson | | D12/402 |
| 6,040,764 A * | 3/2000 | Crisci | | B62H 5/20 280/297 |
| D468,257 S * | 1/2003 | Roby | | D12/402 |
| D588,978 S * | 3/2009 | Powers | | D12/402 |
| D626,060 S * | 10/2010 | Rians | | D12/402 |
| D733,034 S * | 6/2015 | Mickevics | | D12/402 |
| D833,956 S * | 11/2018 | Xiao | | D12/402 |
| 2005/0247387 A1 * | 11/2005 | Hooker | | B62J 19/00 150/167 |
| 2009/0212673 A1 * | 8/2009 | Park | | D06F 39/12 312/228 |
| 2018/0127043 A1 * | 5/2018 | Edwards | | B62J 19/00 |
| 2019/0241226 A1 * | 8/2019 | Forshaw | | B62J 19/00 |

* cited by examiner

Primary Examiner — Katrina A Betton

(74) Attorney, Agent, or Firm — Blank Rome LLP

(57) **CLAIM**

The ornamental design for a bicycle cover, as shown and described.

DESCRIPTION

FIG. 1 is a front and right-side perspective view of a mountain bike version of a bicycle cover, showing the new design;

FIG. 2 is a right-side view of the bicycle cover of FIG. 1;

FIG. 3 is a left-side view of the bicycle cover of FIG. 1;

FIG. 4 is a front and top perspective view of the bicycle cover of FIG. 1, viewed in the direction of arrows 4-4 of FIG. 3;

FIG. 5 is a rear and top perspective view of the bicycle cover of FIG. 1, viewed in the direction of arrows 5-5 of FIG. 2;

FIG. 6 is a front and right-side perspective view of a road bike version of a bicycle cover, showing the new design;

FIG. 7 is a right-side view of the bicycle cover of FIG. 6;

FIG. 8 is a left-side view of the bicycle cover of FIG. 6;

FIG. 9 is a front and top perspective view of the bicycle cover of FIG. 6, viewed in the direction of arrows 9-9 of FIG. 8;

FIG. 10 is a rear and top perspective view of the bicycle cover of FIG. 6, viewed in the direction of arrows 10-10 of FIG. 7; and,

FIG. 11 is a rear and left-side perspective view of the bicycle cover of FIG. 6.

Any portion of the bicycle cover that is not visible in FIGS. 1-11 forms no part of the claimed design.

The broken lines in FIG. 1-11 represent portions of the bicycle cover which form no part of the claimed design.

1 Claim, 11 Drawing Sheets

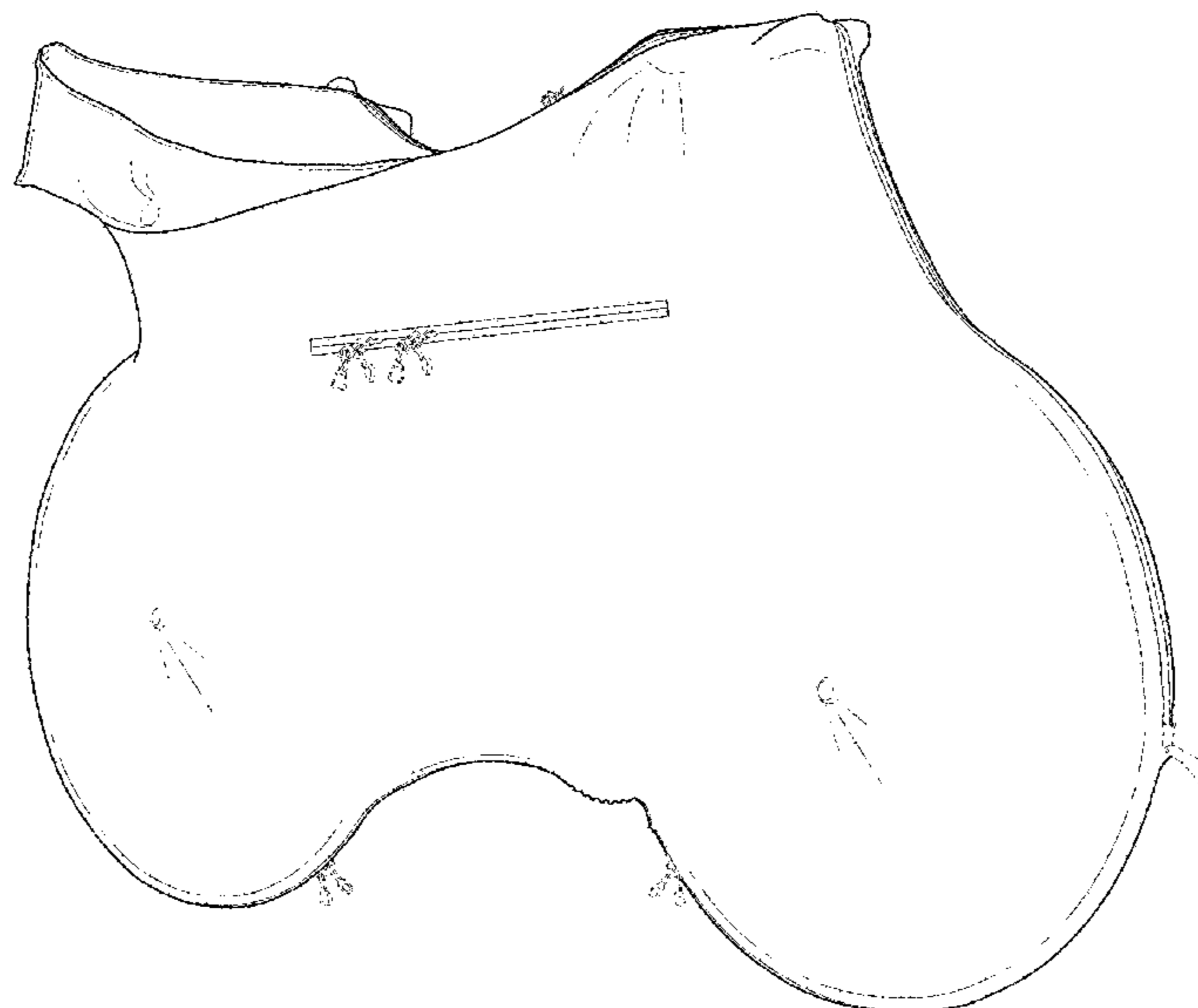
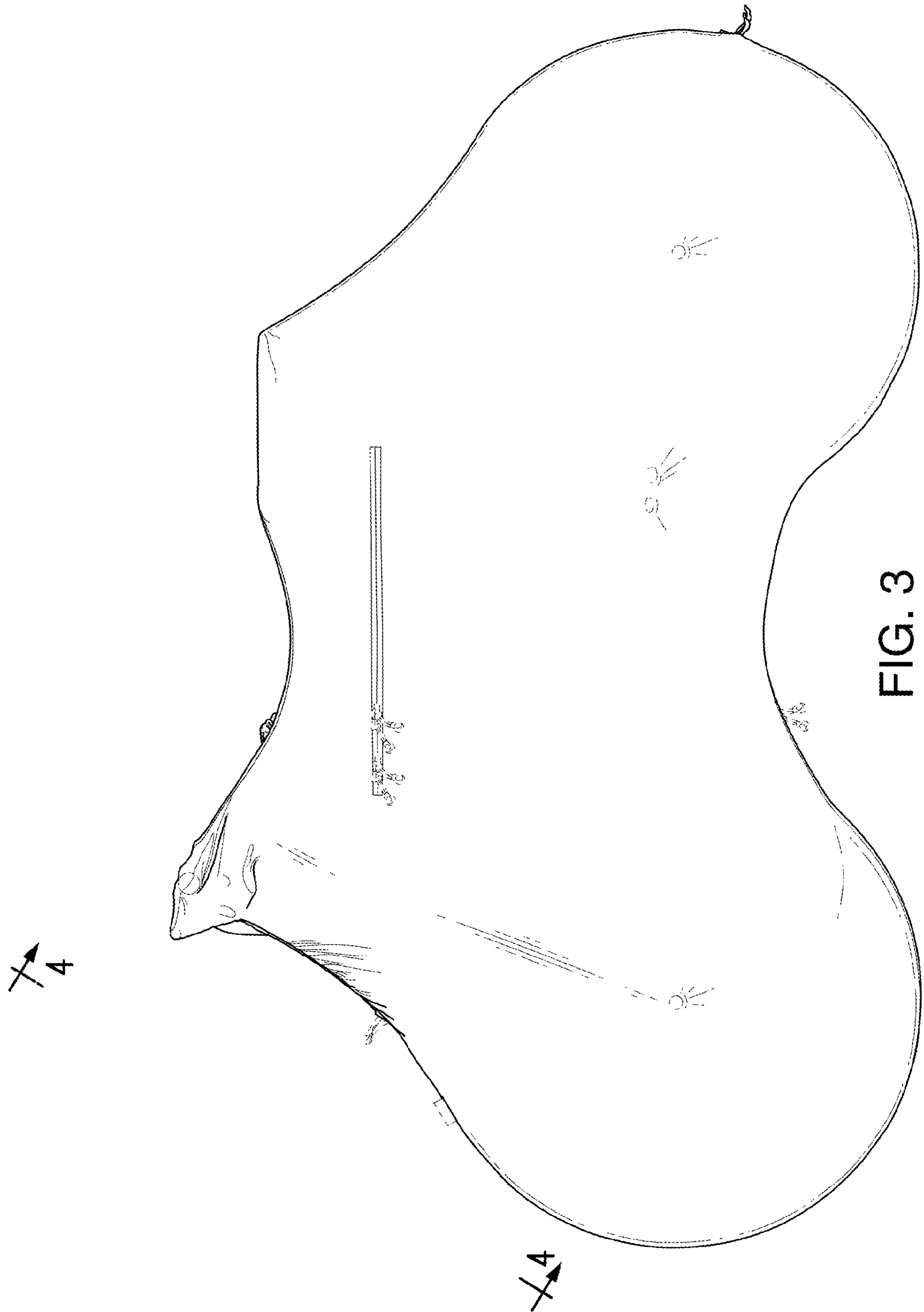




FIG. 1



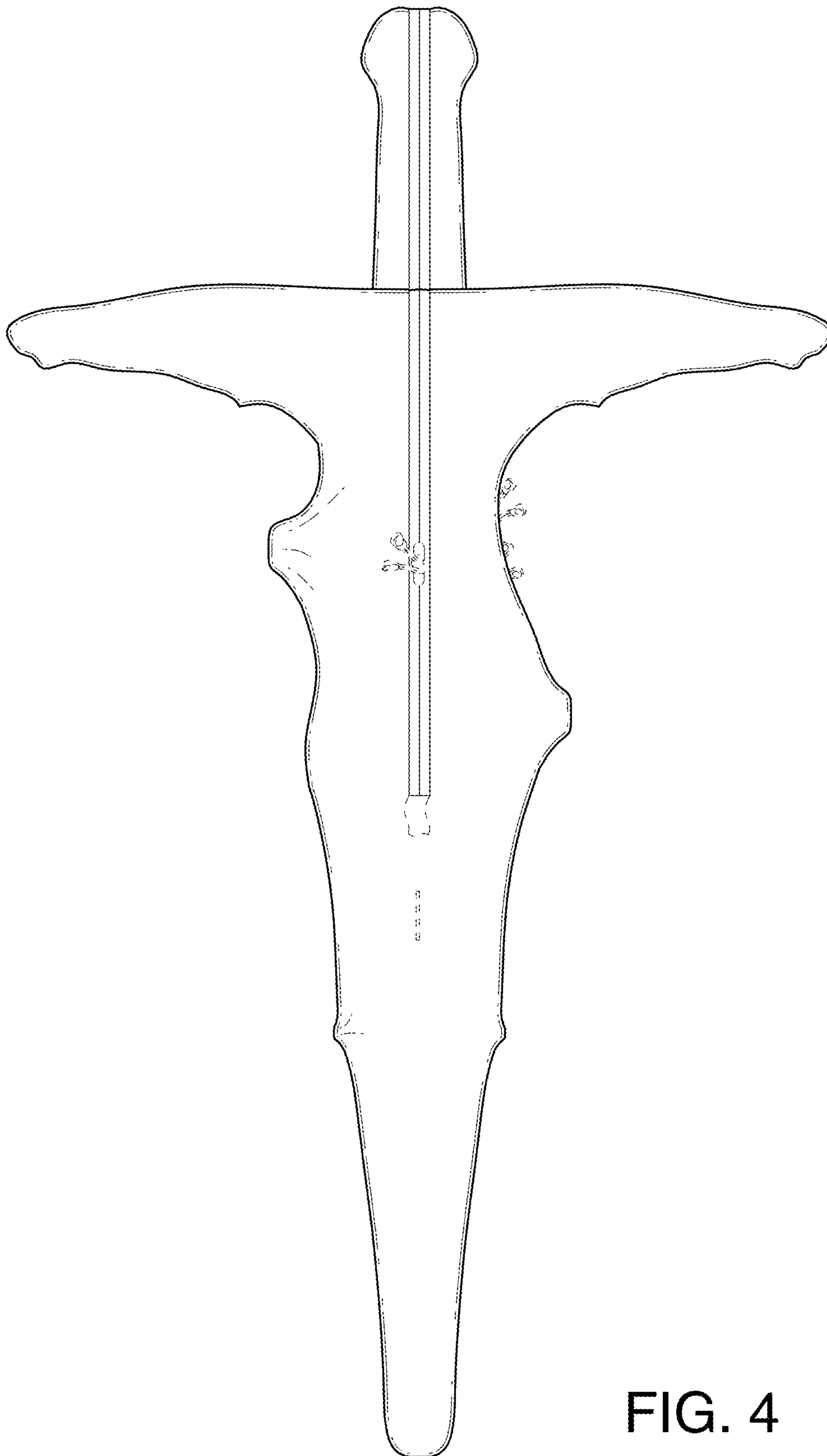


FIG. 4

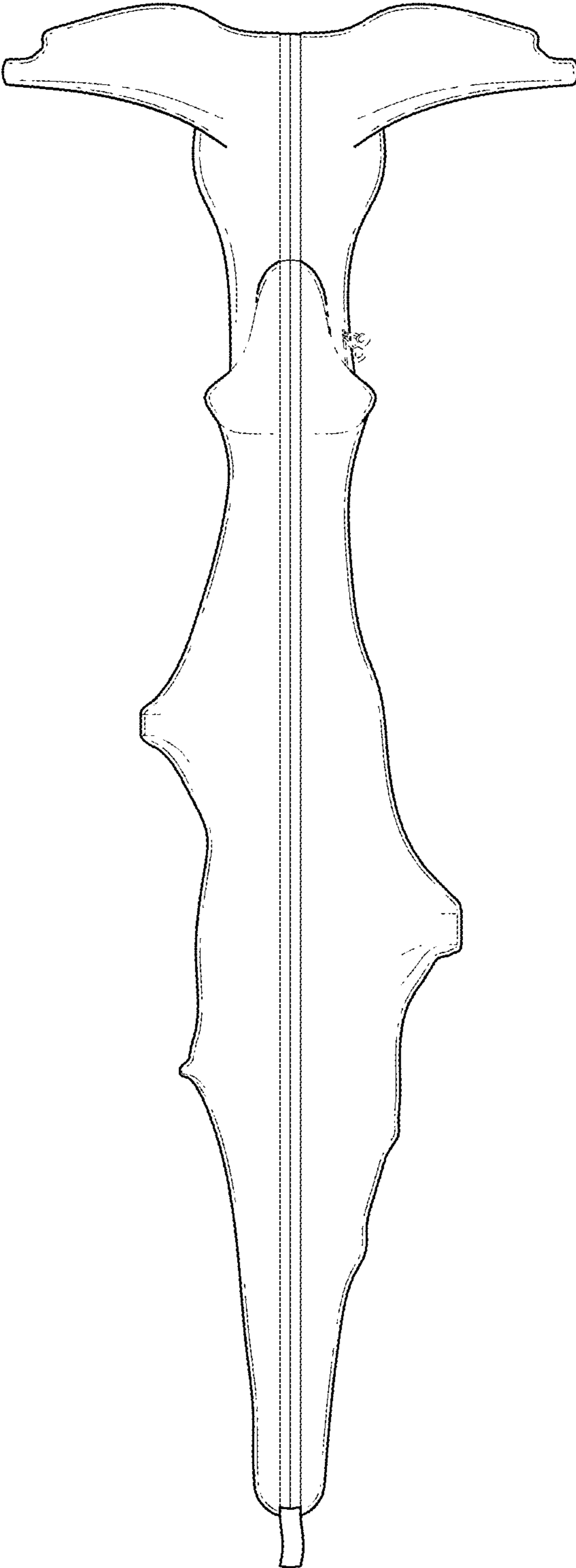


FIG. 5

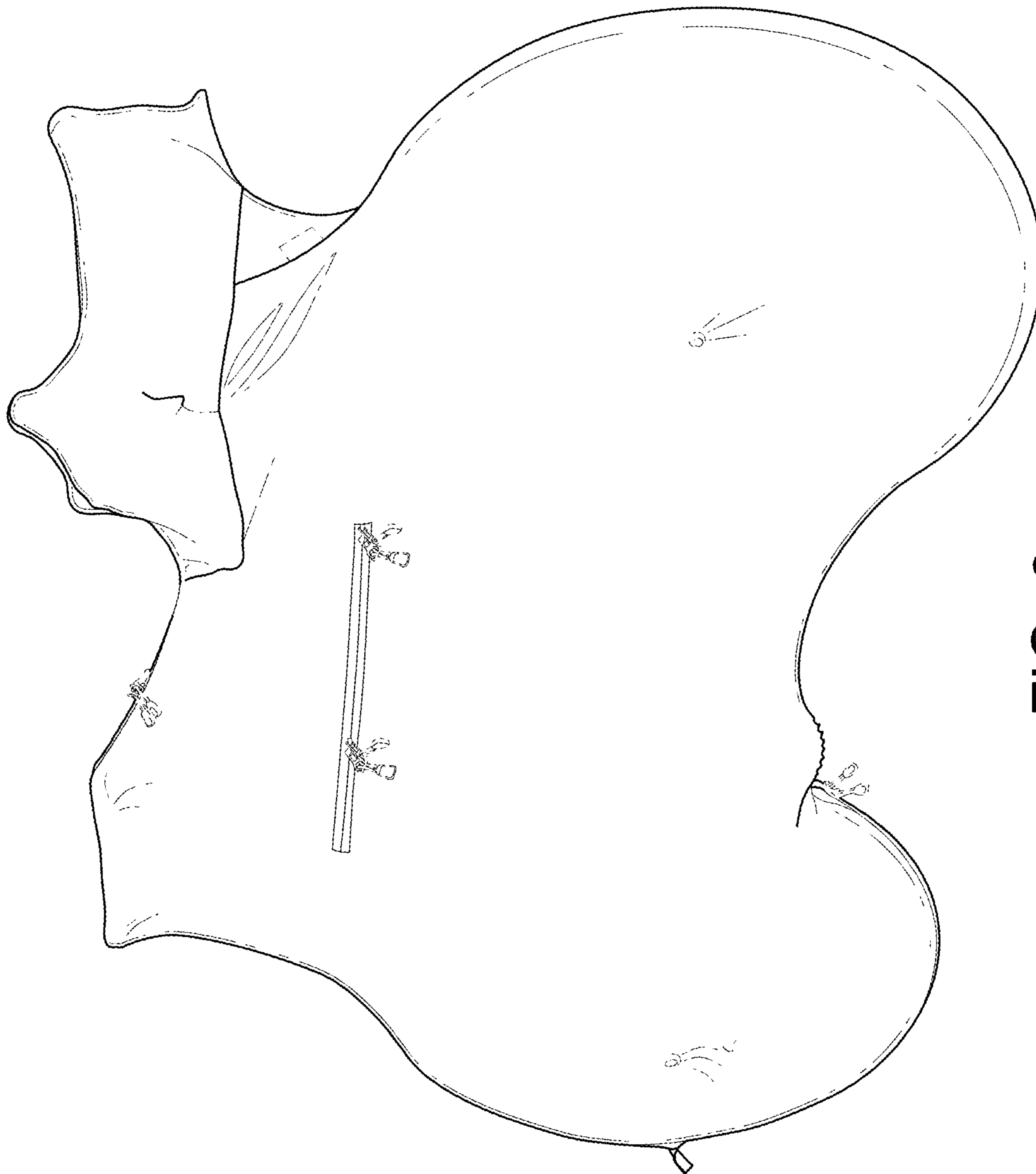


FIG. 6

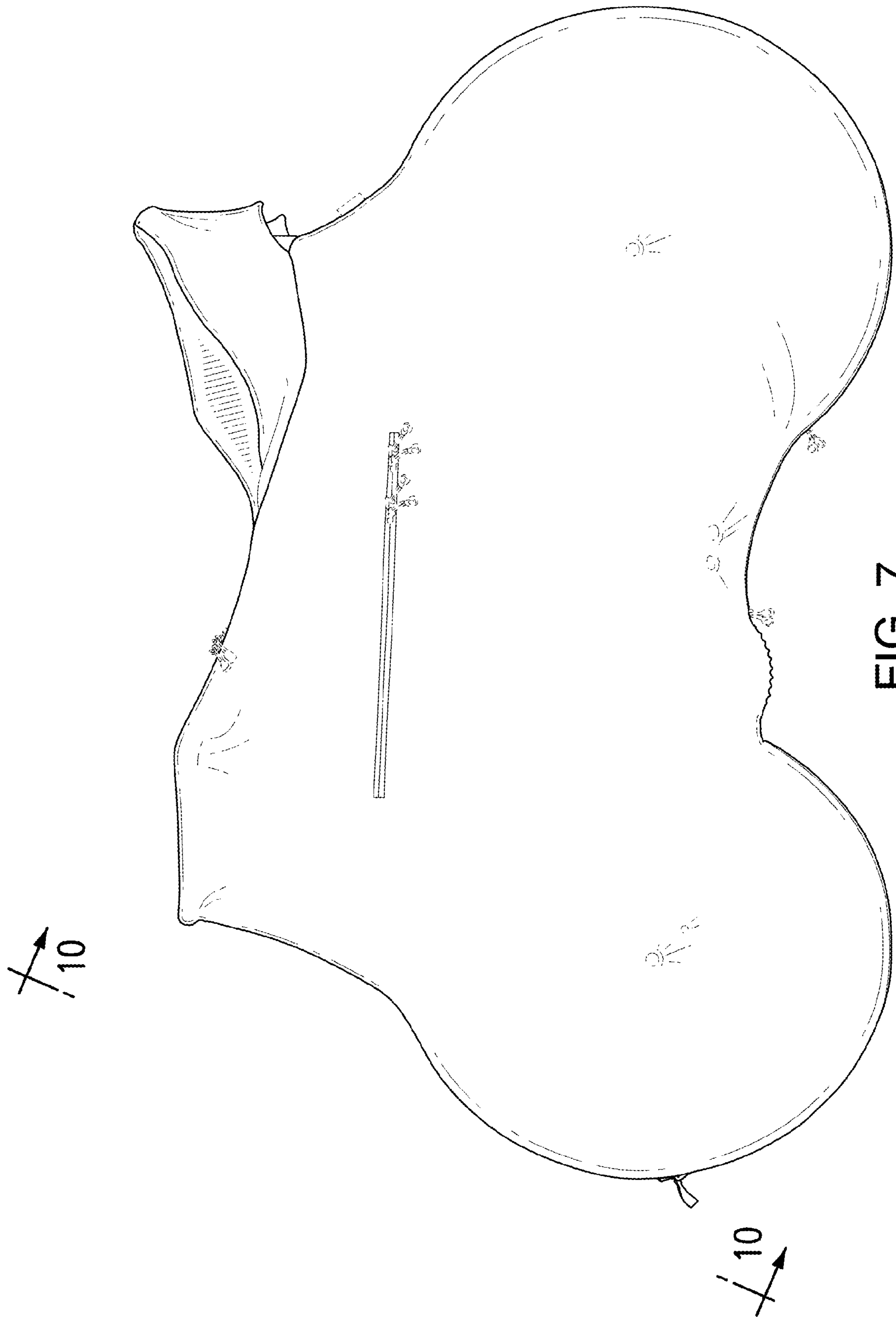


FIG. 7

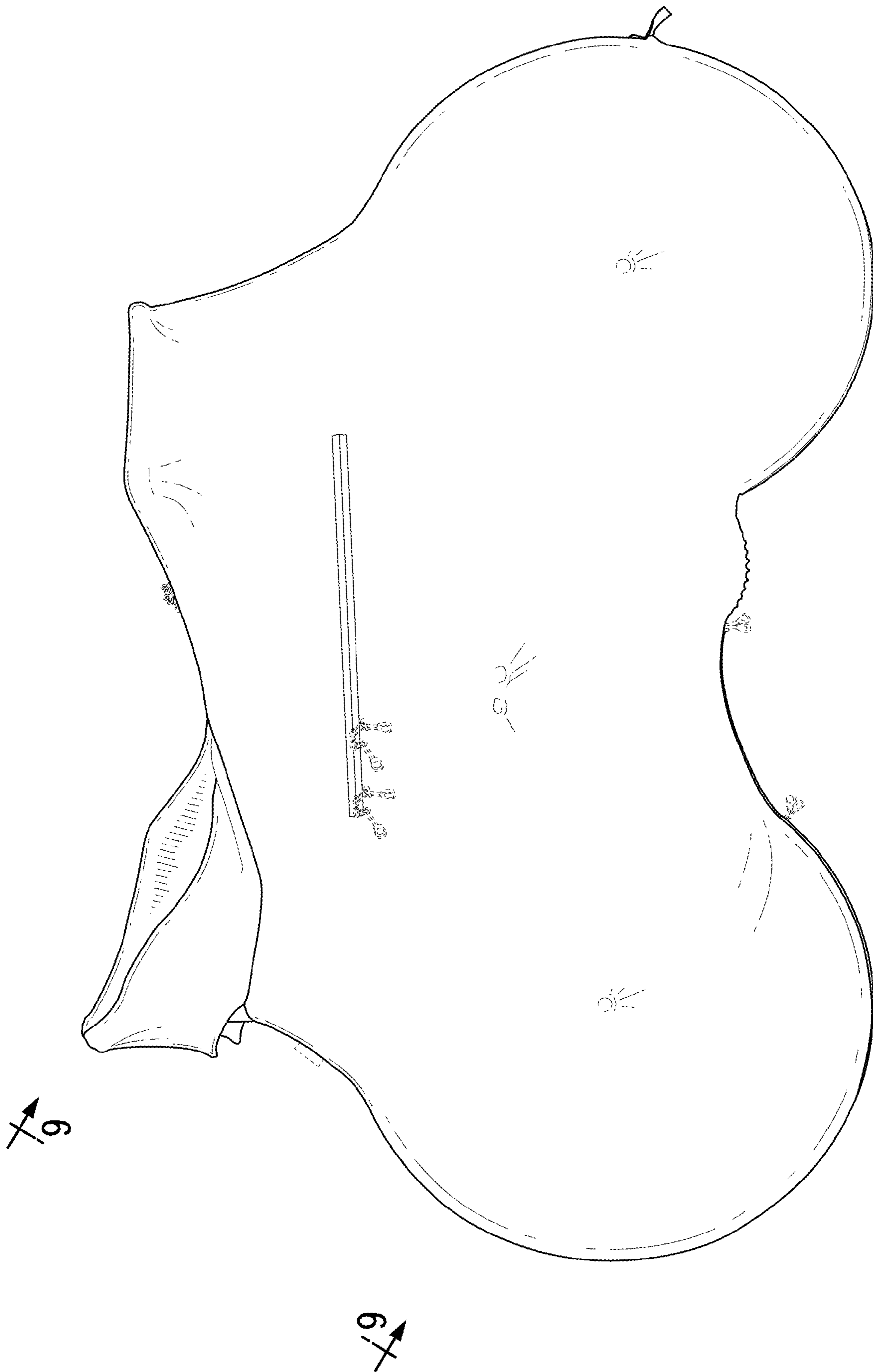


FIG. 8

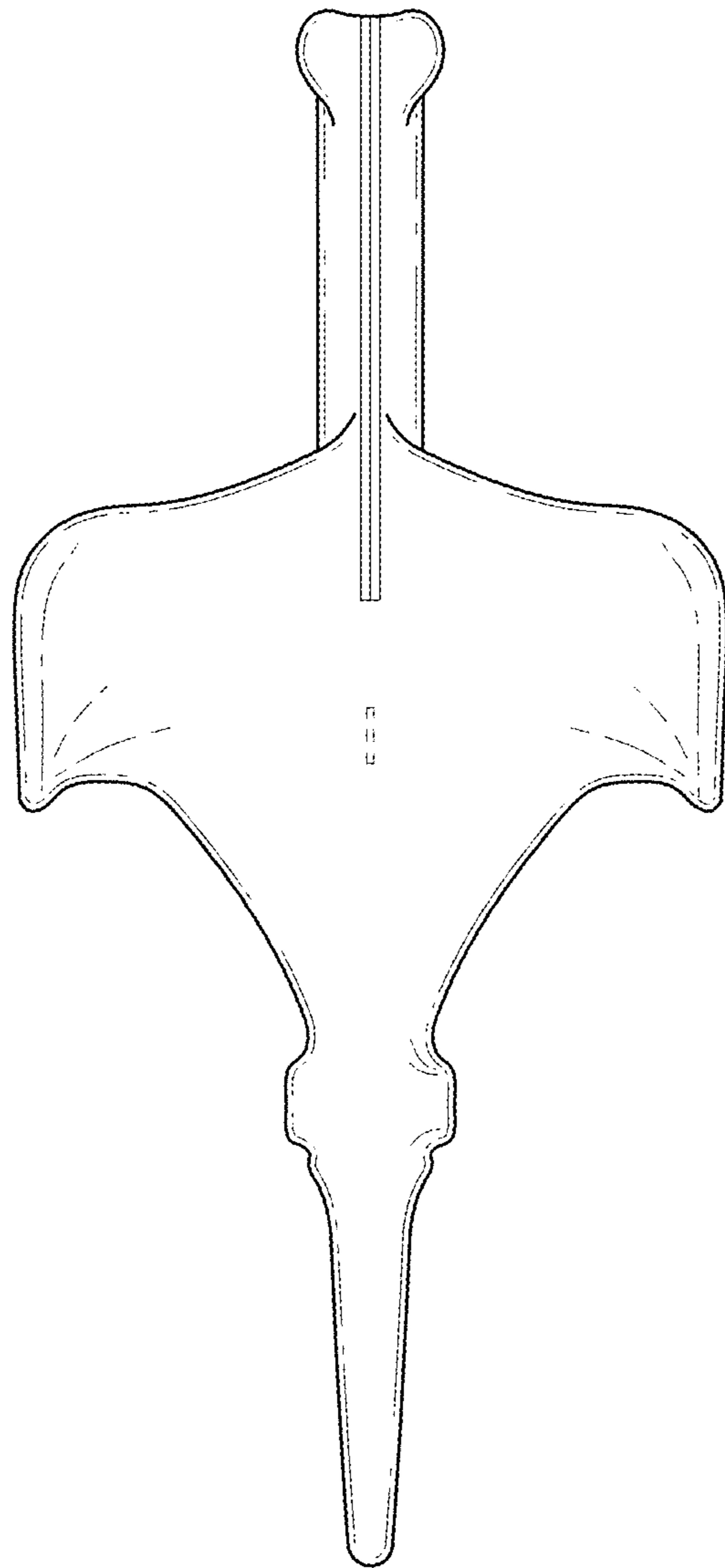


FIG. 9

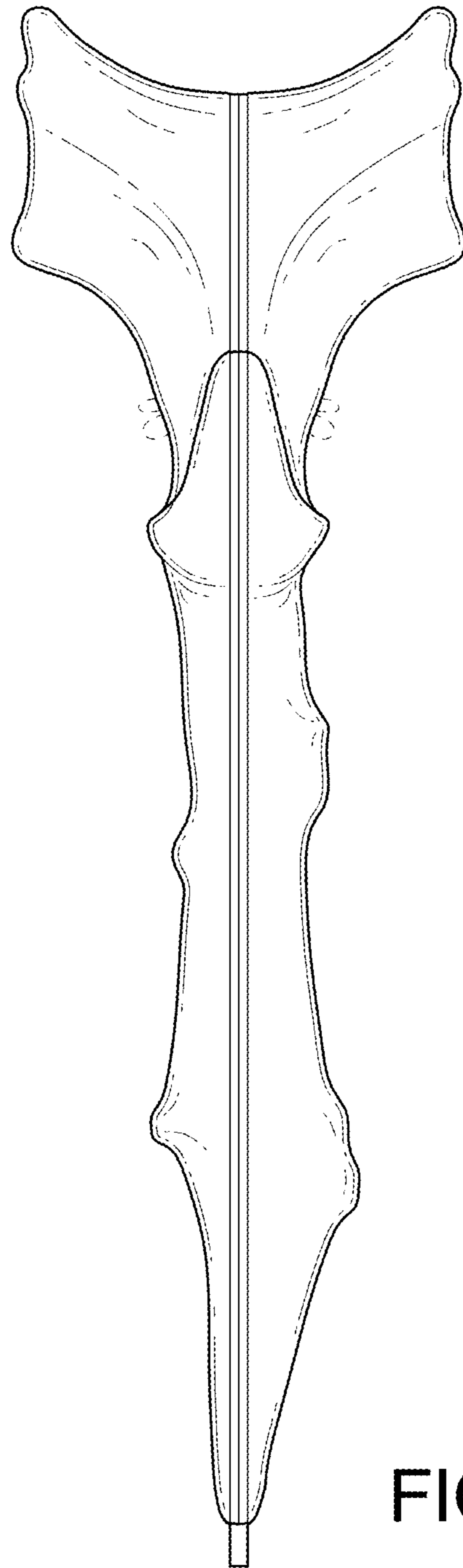


FIG. 10



FIG. 11