



US00D879007S

(12) **United States Design Patent** (10) **Patent No.:** **US D879,007 S**
Dimovski (45) **Date of Patent:** **** Mar. 24, 2020**

(54) **SEALING DEVICE**
(71) Applicant: **Zephyros, Inc.**, Romeo, MI (US)
(72) Inventor: **Milko Dimovski**, Romeo, MI (US)
(73) Assignee: **ZEPHYROS, INC.**, Romeo, MI (US)
(**) Term: **15 Years**
(21) Appl. No.: **29/647,572**
(22) Filed: **May 14, 2018**
(51) **LOC (12) Cl.** **12-06**
(52) **U.S. Cl.**
USPC **D12/223**; D8/382
(58) **Field of Classification Search**
USPC D8/349, 354, 382; D12/223, 190;
D25/119
CPC B62D 27/00; B62D 27/02; B62D 27/023;
B62D 27/026; B62D 65/02
See application file for complete search history.

2010/0197882 A1 8/2010 Imai
2013/0313859 A1* 11/2013 Barz B62D 25/04
296/193.06
2016/0243999 A1* 8/2016 Nakano B60R 13/00
2017/0305470 A1* 10/2017 Sato B62D 25/02
2018/0085986 A1 3/2018 Quaderer et al.
2018/0257287 A1 9/2018 Quaderer et al.

FOREIGN PATENT DOCUMENTS

EP 0625559 A1 11/1994
EP 0893332 B1 3/2002
EP 1458594 B1 8/2006
WO 95/25005 9/1995
WO 98/36944 8/1998

(Continued)

OTHER PUBLICATIONS

Surface Tension Measurement of a Sample Reinforcer, dated May 2008.

(Continued)

Primary Examiner — Philip S Hyder
(74) *Attorney, Agent, or Firm* — The Dobrusin Law Firm, P.C.; Bryan S. Lemanski

(56) **References Cited**

U.S. PATENT DOCUMENTS

5,266,133 A 11/1993 Hanley et al.
5,708,042 A 1/1998 Hasegawa
5,766,719 A 6/1998 Rimkus
D406,918 S * 3/1999 Yan D26/138
6,150,428 A 11/2000 Hanley, IV et al.
6,270,600 B1 8/2001 Wycech
6,287,666 B1 9/2001 Wycech
6,455,146 B1 9/2002 Fitzgerald
D598,351 S * 8/2009 Schlater D12/190
7,597,382 B2 10/2009 Vilcek
D633,836 S * 3/2011 Ogawa D12/190
9,643,661 B2 * 5/2017 Kosaka B62D 25/24
2003/0045620 A1 3/2003 Carlson et al.
2003/0183317 A1 10/2003 Czaplicki
2004/0204551 A1 10/2004 Czaplicki et al.
2008/0029200 A1 2/2008 Sheasley
2009/0246506 A1 10/2009 Zaluzec et al.

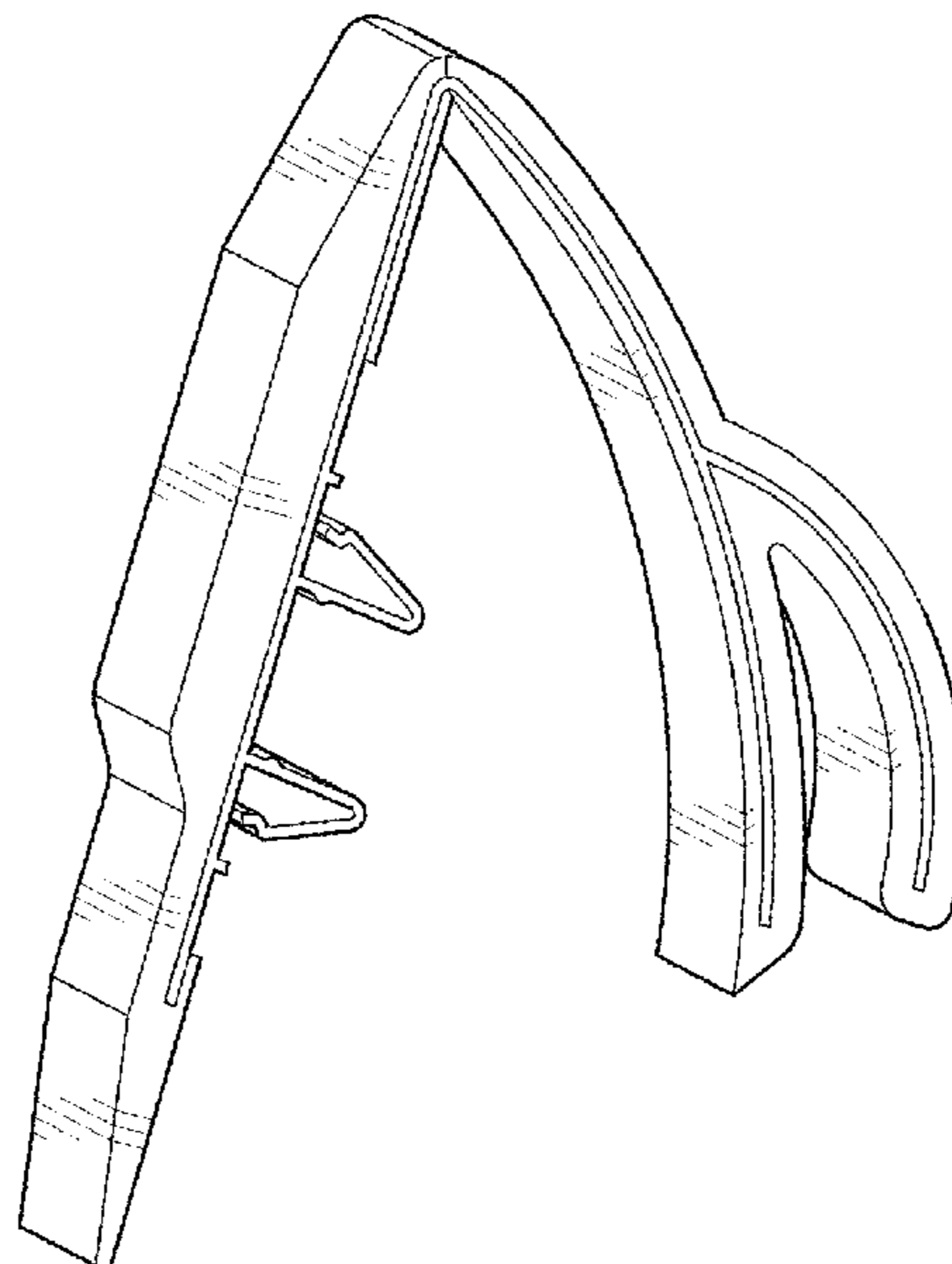
(57) **CLAIM**

The ornamental design for a sealing device, as shown and described.

DESCRIPTION

FIG. 1 is a perspective view of a sealing device, showing the new design;
FIG. 2 is a front elevation view thereof;
FIG. 3 is a top plan view thereof;
FIG. 4 is a bottom plan view thereof;
FIG. 5 is a left side elevation view thereof; and,
FIG. 6 is a right side elevation view thereof.

1 Claim, 2 Drawing Sheets



(56)

References Cited

FOREIGN PATENT DOCUMENTS

WO	00/46017	8/2000
WO	2005/002950 A2	1/2005
WO	2005/077634 A2	8/2005

OTHER PUBLICATIONS

Polymer Handbook, Fourth Edition, vol. 2, J. Bradrup, 1999.
Kruss Drop Shape Analysis, vol. 1.91, 2004-2009.
Handling and Storage Instructions for Injection Molders, Sika Technology AG, Version 1, Sep. 8, 2016.
Notice of Opposition dated May 6, 2015, Application No. EP11710363.0.
Handbook of Polymeric Foams and Foam Technology, Daniel Klempner, Nov. 14, 1991.
Collins English Dictionary, Harper Collins Publishers 1979, 1986, 1991, 1994, 1998.
Dictionary of Materials and Testing, Joan L. Tomsic, 2000.
European Patent 1790554B1, Opposition Thereto by Henkel AG & Co and Sika Tech. AG, Appendix I.
Kruss, Technical Note, Custom Made Models: from contact angle to surface free energy, Dec. 2008.
Standard Test Method for Measurement of the Surface Tension of Solid Coatings, Substrates and Pigments using Contact Angle Measurements, 2018.
ARDL, Test Report, PN 143946, Chemical Analytical Services, Sep. 20, 2018.
ARDL, Test Report, PN 142881, Chemical Analytical Services, Aug. 6, 2018.

* cited by examiner

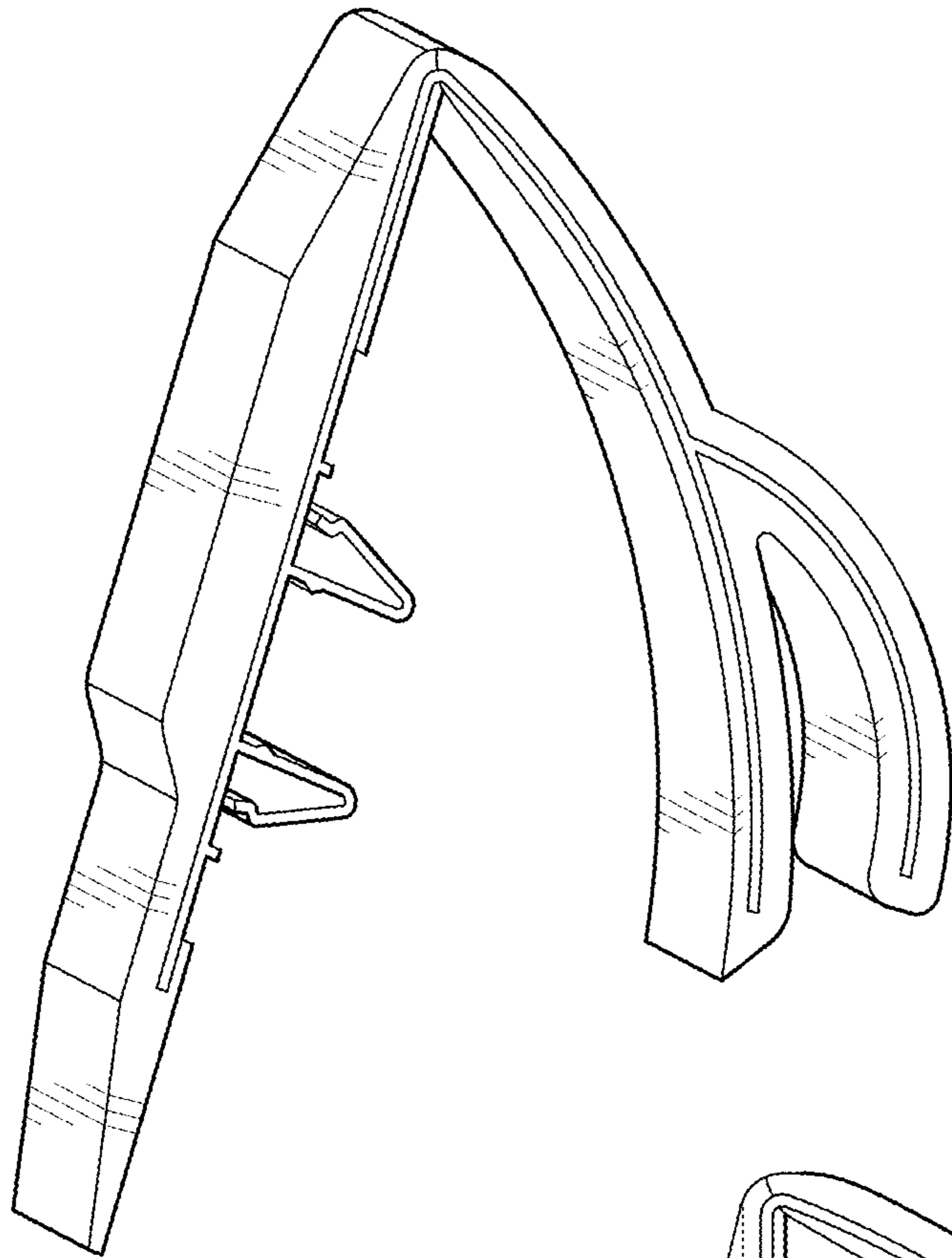


Fig-1

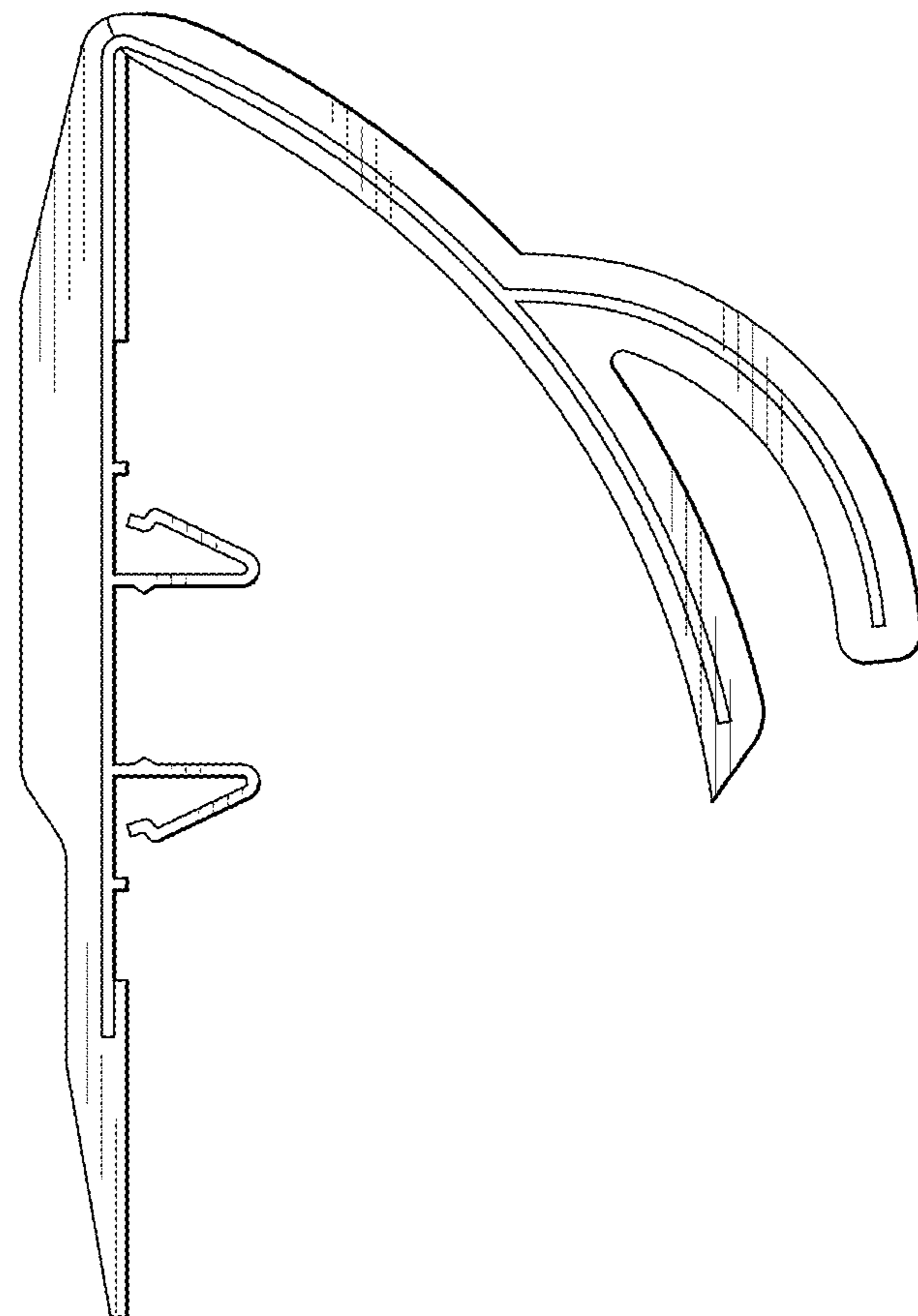


Fig-2



Fig-3



Fig-4




Fig-5



Fig-6