



US00D879004S

(12) **United States Design Patent**  
**Egan**

(10) **Patent No.:** **US D879,004 S**  
(45) **Date of Patent:** **\*\* Mar. 24, 2020**

- (54) **WHEEL**
- (71) Applicant: **Jaguar Land Rover Limited**, Whitley, Coventry (GB)
- (72) Inventor: **Robert Egan**, Coventry (GB)
- (73) Assignee: **Jaguar Land Rover Limited**, Whitley, Coventry (GB)
- (\*\*) Term: **15 Years**
- (21) Appl. No.: **29/706,778**
- (22) Filed: **Sep. 24, 2019**

**Related U.S. Application Data**

- (62) Division of application No. 29/622,935, filed on Oct. 20, 2017, now Pat. No. Des. 865,608.

(30) **Foreign Application Priority Data**

Apr. 21, 2017 (EM) ..... 003866979

- (51) **LOC (12) Cl.** ..... **12-16**
- (52) **U.S. Cl.**  
USPC ..... **D12/209**

(58) **Field of Classification Search**

USPC ..... D12/204–213  
 CPC .... B60B 7/00; B60B 7/02; B60B 7/04; B60B 7/01; B60B 7/06; B60B 3/02; B60B 3/04; B60B 3/06; B60B 3/10; B60B 1/00; B60B 1/08; B60B 1/10; B60B 1/12  
 See application file for complete search history.

(56) **References Cited**

**U.S. PATENT DOCUMENTS**

- D539,204 S \* 3/2007 Pollmann ..... D12/209
- D587,181 S \* 2/2009 Musser ..... D12/209

- D626,052 S \* 10/2010 Majdandzic ..... D12/209
- D673,095 S \* 12/2012 Behmer ..... D12/209
- D697,004 S \* 1/2014 Pollmann ..... D12/209
- D739,326 S \* 9/2015 Juergens ..... D12/209
- D744,925 S \* 12/2015 Wheel ..... D12/209
- D746,751 S \* 1/2016 Wheel ..... D12/209
- D749,028 S \* 2/2016 Henstridge ..... D12/209
- D751,482 S \* 3/2016 Caswell ..... D12/209
- D773,370 S \* 12/2016 Bucher ..... D12/211
- D775,574 S \* 1/2017 Maher ..... D12/209
- D792,828 S \* 7/2017 Groth ..... D12/209
- D793,937 S \* 8/2017 Buck ..... D12/209
- D797,635 S \* 9/2017 Rueckheim ..... D12/209
- D832,762 S \* 11/2018 Austin ..... D12/209
- D834,486 S \* 11/2018 Patel ..... D12/209
- D840,894 S \* 2/2019 Chenault, III ..... B60B 3/10  
D12/209
- D849,640 S \* 5/2019 Battams ..... D12/209
- D865,608 S \* 11/2019 Egan ..... D12/209

\* cited by examiner

*Primary Examiner* — Stacia A Cadmus

(74) *Attorney, Agent, or Firm* — Wood Herron & Evans LLP

(57) **CLAIM**

The ornamental design for a wheel, as shown and described.

**DESCRIPTION**

FIG. 1 is a front left perspective view of a wheel according to the present invention;  
 FIG. 2 is a front right perspective view of the wheel shown in FIG. 1.  
 FIG. 3 is a front view thereof.  
 FIG. 4 is a left side view thereof, the right side view being a mirror image thereof.  
 FIG. 5 is a rear view thereof.  
 FIG. 6 is a rear right perspective view thereof; and,  
 FIG. 7 is a rear left perspective view thereof.

**1 Claim, 5 Drawing Sheets**






FIG. 1



FIG. 2




FIG. 3




FIG. 4



FIG. 5



FIG. 6



FIG. 7