



US00D878999S

(12) **United States Design Patent**
Liu et al.

(10) **Patent No.:** **US D878,999 S**

(45) **Date of Patent:** **** Mar. 24, 2020**

(54) **VEHICLE WHEEL**

(71) Applicant: **DICASTAL NORTH AMERICA, INC.**, Greenville, MI (US)

(72) Inventors: **Haibin Liu**, Greenville, MI (US);
Fengyuan Wang, Greenville, MI (US)

(73) Assignee: **DICASTAL NORTH AMERICA, INC.**, Greenville, MI (US)

(**) Term: **15 Years**

(21) Appl. No.: **29/667,292**

(22) Filed: **Oct. 19, 2018**

(51) **LOC (12) Cl.** **12-16**

(52) **U.S. Cl.**
USPC **D12/209**

(58) **Field of Classification Search**
USPC D12/204–213; D21/563
CPC B60B 7/00; B60B 7/02; B60B 7/04; B60B 7/01; B60B 7/06; B60B 3/02; B60B 3/04; B60B 3/06; B60B 3/10; B60B 1/00; B60B 1/08; B60B 1/10; B60B 1/12
See application file for complete search history.

(56) **References Cited**

U.S. PATENT DOCUMENTS

D405,043 S	*	2/1999	Moreno	D12/209
D678,157 S	*	3/2013	Perini	D12/209
D685,709 S	*	7/2013	Hanaoka	D12/209
D715,209 S	*	10/2014	Tovey	D12/209
D725,569 S	*	3/2015	Komukai	D12/209
D726,086 S	*	4/2015	Muntada Roura	D12/209

D748,031 S	*	1/2016	Miyazawa	D12/209
D755,692 S	*	5/2016	Nakahara	D12/209
D764,999 S	*	8/2016	Song	D12/209
D770,351 S	*	11/2016	Choi	D12/209
D774,434 S	*	12/2016	Nakahara	D12/209
D782,953 S	*	4/2017	Imazato	D12/209
D804,388 S	*	12/2017	Snyder	D12/209
D832,177 S	*	10/2018	Grewer	D12/209
D834,485 S	*	11/2018	Manzoni	D12/209
D847,071 S	*	4/2019	Kawaguchi	D12/209
D862,345 S	*	10/2019	Woodhouse	D12/209
D862,349 S	*	10/2019	Woodhouse	D12/209
D865,630 S	*	11/2019	Liu	D12/209
D871,301 S	*	12/2019	Meng	D12/209

* cited by examiner

Primary Examiner — Stacia A Cadmus

(74) *Attorney, Agent, or Firm* — Brooks Kushman P.C.

(57) **CLAIM**

The ornamental design for a vehicle wheel, as shown and described.

DESCRIPTION



FIG. 1 is a perspective view of a vehicle wheel according to my design;

FIG. 2 is a front view of the vehicle wheel; and,

FIG. 3 is left side view of the vehicle wheel, with the right side view being a mirror image of the left side view. The top and bottom views are the same as the side views.

The broken line showing of an aperture for a valve stem is shown for environmental purposes only; and the shape and location of the aperture for a valve stem forms no part of the claimed design.

1 Claim, 3 Drawing Sheets






FIG. 1



FIG. 2




FIG. 3