



US00D878998S

(12) **United States Design Patent**
Liu et al.

(10) **Patent No.:** **US D878,998 S**

(45) **Date of Patent:** **** Mar. 24, 2020**

(54) **VEHICLE WHEEL**

(71) Applicant: **DICASTAL NORTH AMERICA, INC.**, Greenville, MI (US)

(72) Inventors: **Zhichong Liu**, Greenville, MI (US); **Xin He**, Greenville, MI (US); **Minglu Li**, Greenville, MI (US); **Hongwei Zhou**, Greenville, MI (US)

(73) Assignee: **DICASTAL NORTH AMERICA, INC.**, Greenville, MI (US)

(**) Term: **15 Years**

(21) Appl. No.: **29/667,132**

(22) Filed: **Oct. 18, 2018**

(51) **LOC (12) Cl.** **12-16**

(52) **U.S. Cl.**

USPC **D12/209**

(58) **Field of Classification Search**

USPC D12/204–213; D21/563

CPC B60B 7/00; B60B 7/02; B60B 7/04; B60B 7/01; B60B 7/06; B60B 3/02; B60B 3/04; B60B 3/06; B60B 3/10; B60B 1/00; B60B 1/08; B60B 1/10; B60B 1/12

See application file for complete search history.

(56) **References Cited**

U.S. PATENT DOCUMENTS

D461,441 S *	8/2002	Hartanto	D12/211
D528,061 S *	9/2006	Saridakis	D12/211
D608,710 S *	1/2010	Nissl	D12/209
D608,711 S *	1/2010	Juergens	D12/209
D625,243 S *	10/2010	Holstein	D12/211

D695,183 S *	12/2013	Chung	D12/209
D713,314 S *	9/2014	Platto	D12/209
D715,719 S *	10/2014	Platto	D12/209
D730,798 S *	6/2015	Diephuis	D12/209
D755,105 S *	5/2016	Garbas	D12/211
D758,274 S *	6/2016	Breyton	D12/209
D780,084 S *	2/2017	Scheer	D12/209
D787,415 S *	5/2017	Juergens	D12/211
D805,991 S *	12/2017	Platto	D12/209
D806,631 S *	1/2018	Sempek	D12/211
D820,184 S *	6/2018	Bucher	D12/209
D823,771 S *	7/2018	Mueller	D12/209
D830,934 S *	10/2018	Zhao	D12/209
D855,538 S *	8/2019	Zhao	D12/209
D857,586 S *	8/2019	Dewitt	D12/209

* cited by examiner

Primary Examiner — Stacia A Cadmus

(74) *Attorney, Agent, or Firm* — Brooks Kushman P.C.

(57) **CLAIM**

The ornamental design for a vehicle wheel, as shown and described.

DESCRIPTION

FIG. 1 is a perspective view of a vehicle wheel according to our design;

FIG. 2 is a front view of the vehicle wheel; and,

FIG. 3 is a left side view of the vehicle wheel, with the right side view being, a mirror image. The top and bottom views are the same as the side views.

The broken line showing of an aperture for a valve stem is shown for environmental purposes only, and the shape and location of the aperture for a valve stem forms no part of the claimed design.

1 Claim, 3 Drawing Sheets







FIG. 1



FIG. 2




FIG. 3