



US00D878987S

(12) **United States Design Patent** (10) **Patent No.:** **US D878,987 S**
Tovey et al. (45) **Date of Patent:** **** Mar. 24, 2020**

(54) **BONNET VENT FOR A VEHICLE**
(71) Applicant: **Jaguar Land Rover Limited**, Whitley, Coventry (GB)
(72) Inventors: **Simon Tovey**, Coventry (GB); **Matthew Beaven**, Coventry (GB)
(73) Assignee: **Jaguar Land Rover Limited**, Whitley, Coventry (GB)
(**) Term: **15 Years**
(21) Appl. No.: **29/624,994**
(22) Filed: **Nov. 6, 2017**

(30) **Foreign Application Priority Data**
May 11, 2017 (EM) 003997089
(51) **LOC (12) Cl.** **12-16**
(52) **U.S. Cl.**
USPC **D12/190**
(58) **Field of Classification Search**
USPC D12/181, 190, 195, 196, 192, 400, 91, D12/92, 197, 198, 199, 200, 171, 172, D12/163, 110, 114
CPC B60R 13/043; B60R 2013/0293; B60R 13/02; B60R 13/04
See application file for complete search history.

(56) **References Cited**
U.S. PATENT DOCUMENTS
D685,703 S * 7/2013 Nemoto D12/181
D710,771 S * 8/2014 Hovind D12/181
D716,204 S * 10/2014 Butterworth D12/181
D721,310 S * 1/2015 Ito D12/181
D750,541 S * 3/2016 Stopka D12/181
D786,155 S * 5/2017 Holgate D12/181

D827,525 S * 9/2018 Austin D12/181
D830,258 S * 10/2018 Moffett D12/181
D850,339 S * 6/2019 Lu D12/181

* cited by examiner

Primary Examiner — Katrina A Betton
(74) *Attorney, Agent, or Firm* — Wood Herron & Evans LLP

(57) **CLAIM**

The ornamental design for a bonnet vent for a vehicle, as shown and described.

DESCRIPTION

FIG. 1 is a front right perspective view of a bonnet vent for a vehicle according to the present invention.
FIG. 2 is a front left perspective view of the bonnet vent shown in FIG. 1.
FIG. 3 is a rear left perspective view thereof.
FIG. 4 is a rear right perspective view thereof.
FIG. 5 is a front view thereof.
FIG. 6 is a rear view thereof.
FIG. 7 is a left side view thereof.
FIG. 8 is a right side view thereof.
FIG. 9 is a top view thereof.
FIG. 10 is a bottom view thereof; and,
FIG. 11 is a top view of the bonnet vent shown in FIGS. 1-10, with the bonnet vent mounted on a vehicle, and the rest of the vehicle shown in de-emphasized and half-tone portions so as to illustrate environmental structure. These portions form no part of the claimed invention. More particularly, in FIG. 11, the inventive bonnet vent is shown within the broken line, and the elements shown outside the broken line form no part of the claimed invention, but are instead included to show environmental aspects thereof.

1 Claim, 11 Drawing Sheets






FIG. 1



FIG. 2




FIG. 3




FIG. 4




FIG. 5




FIG. 6



FIG. 7



FIG. 8




FIG. 9




FIG. 10

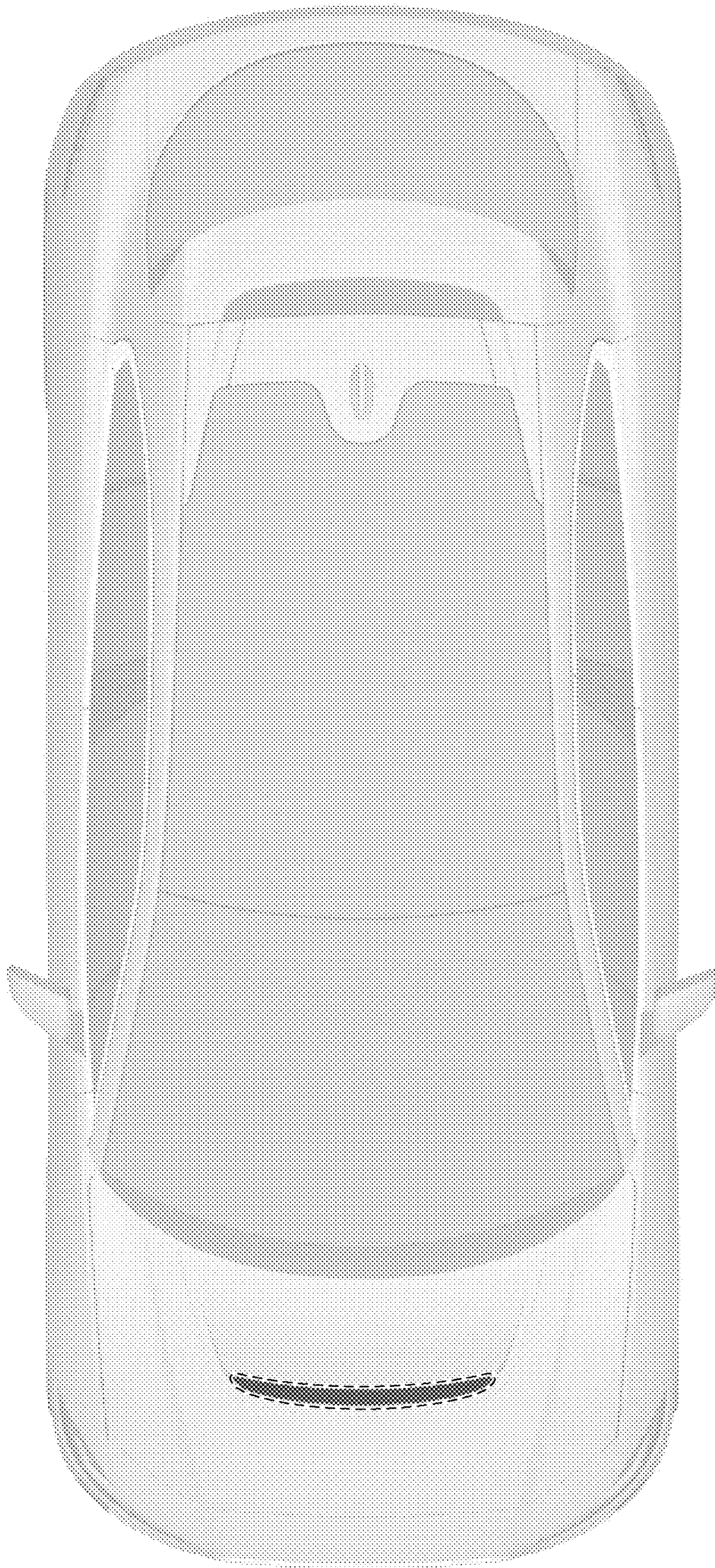


FIG. 11