



US00D878971S

(12) **United States Design Patent**
Li

(10) **Patent No.:** **US D878,971 S**

(45) **Date of Patent:** **** Mar. 24, 2020**

(54) **MOPED**

(71) Applicant: **William Li**, Norwalk, CA (US)

(72) Inventor: **William Li**, Norwalk, CA (US)

(**) Term: **15 Years**

(21) Appl. No.: **29/664,579**

(22) Filed: **Sep. 26, 2018**

D302,801 S *	8/1989	Lacroix	D12/110
D320,961 S *	10/1991	Hikida	D12/110
D373,980 S *	9/1996	Camfield	D12/111
D406,253 S *	3/1999	Yamashita	D12/110
D538,714 S *	3/2007	Okuyama	D12/110
D756,268 S *	5/2016	Yamada	D12/110
D758,923 S *	6/2016	Yamada	D12/110
D758,924 S *	6/2016	Tamura	D12/110
D795,746 S *	8/2017	Akita	D12/110
D797,002 S *	9/2017	Toyama	D12/110
D801,230 S *	10/2017	Endo	D12/110
D849,602 S *	5/2019	Oyanagi	D12/110
2002/0046891 A1 *	4/2002	Honda	B62M 6/45 180/220

Related U.S. Application Data

(63) Continuation-in-part of application No. 29/580,581, filed on Oct. 11, 2016, now abandoned.

(51) **LOC (12) Cl.** **12-11**

(52) **U.S. Cl.**
USPC **D12/110**

(58) **Field of Classification Search**
USPC D12/110, 111, 117; D21/432, 538
CPC B62K 11/00; B62K 11/02; B62K 11/04;
B62K 11/10; B62K 17/00; B62K 19/00;
B62K 2202/00

See application file for complete search history.

(56) **References Cited**

U.S. PATENT DOCUMENTS

D209,122 S *	10/1967	Elia	D12/110
D241,527 S *	9/1976	Kojo	D12/110
D253,102 S *	10/1979	Hahn	D12/110
D253,103 S *	10/1979	Hahn	D12/110
D269,772 S *	7/1983	Hahn	D12/110
D273,100 S *	3/1984	Ziegler	D12/111
D281,615 S *	12/1985	Barbato	D12/110

* cited by examiner

Primary Examiner — Darlington Ly

(74) *Attorney, Agent, or Firm* — Clement Cheng

(57) **CLAIM**

The ornamental design for a moped, as shown and described.

DESCRIPTION

FIG. 1 is a front and left side perspective view of a moped showing my new design;

FIG. 2 is a front elevation view thereof;

FIG. 3 is a rear elevation view thereof;

FIG. 4 is a left side elevation view thereof;


FIG. 5 is a right side elevation view thereof;

FIG. 6 is a top plan view thereof; and,

FIG. 7 is a bottom plan view thereof.

The broken lines in the drawings illustrate portions of the moped that form no part of the claimed design.

1 Claim, 7 Drawing Sheets






Fig. 1

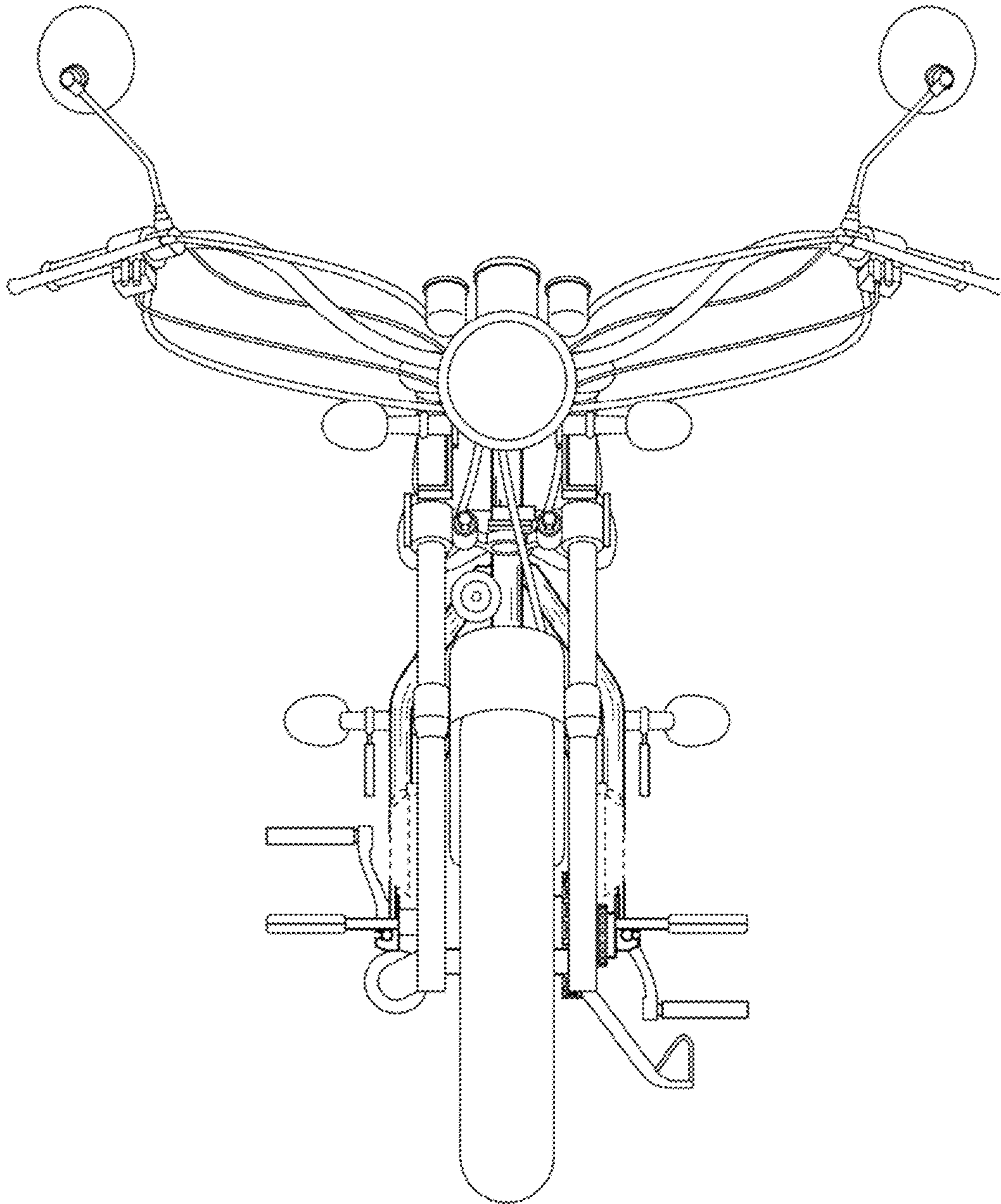


Fig. 2

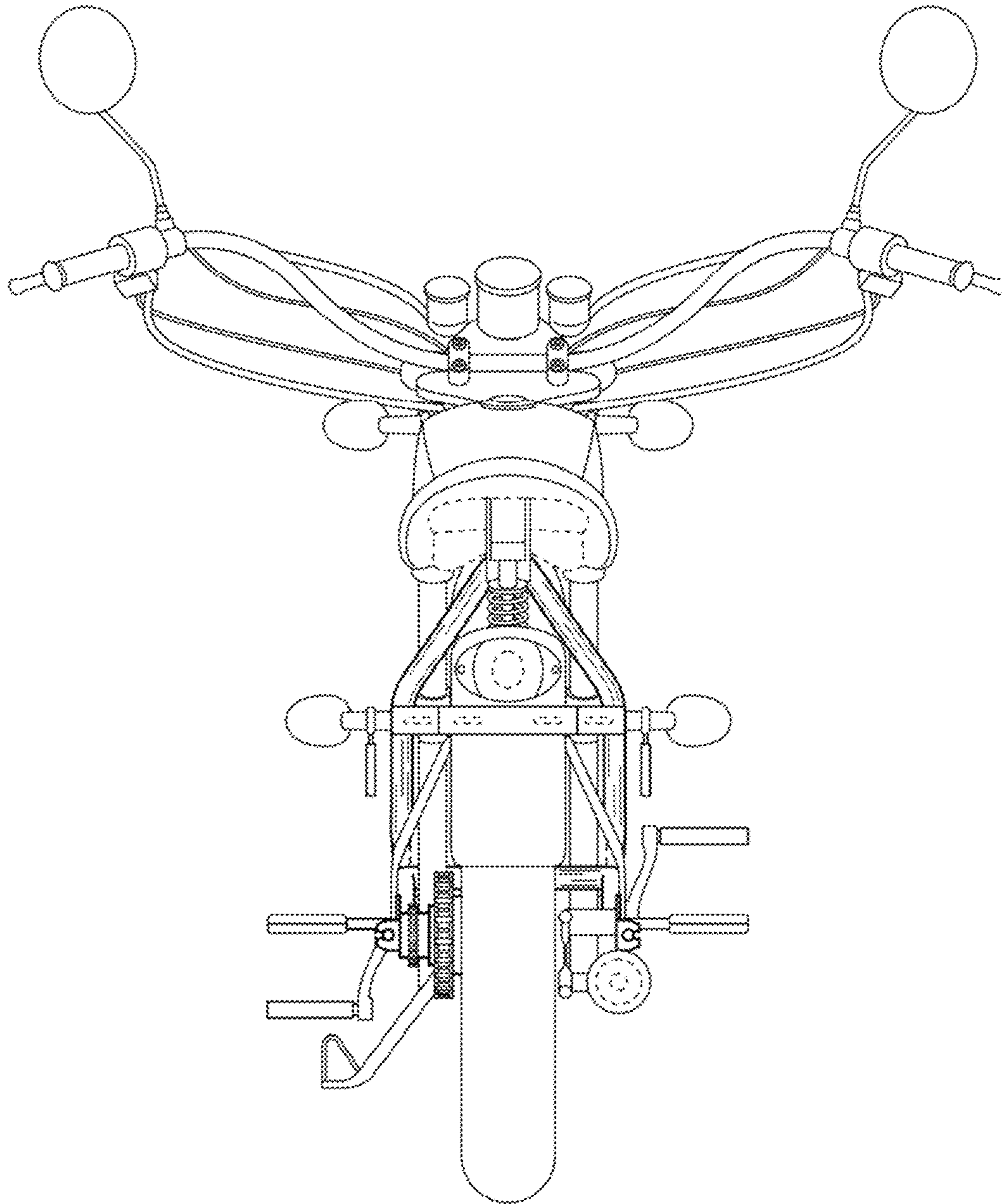


Fig. 3

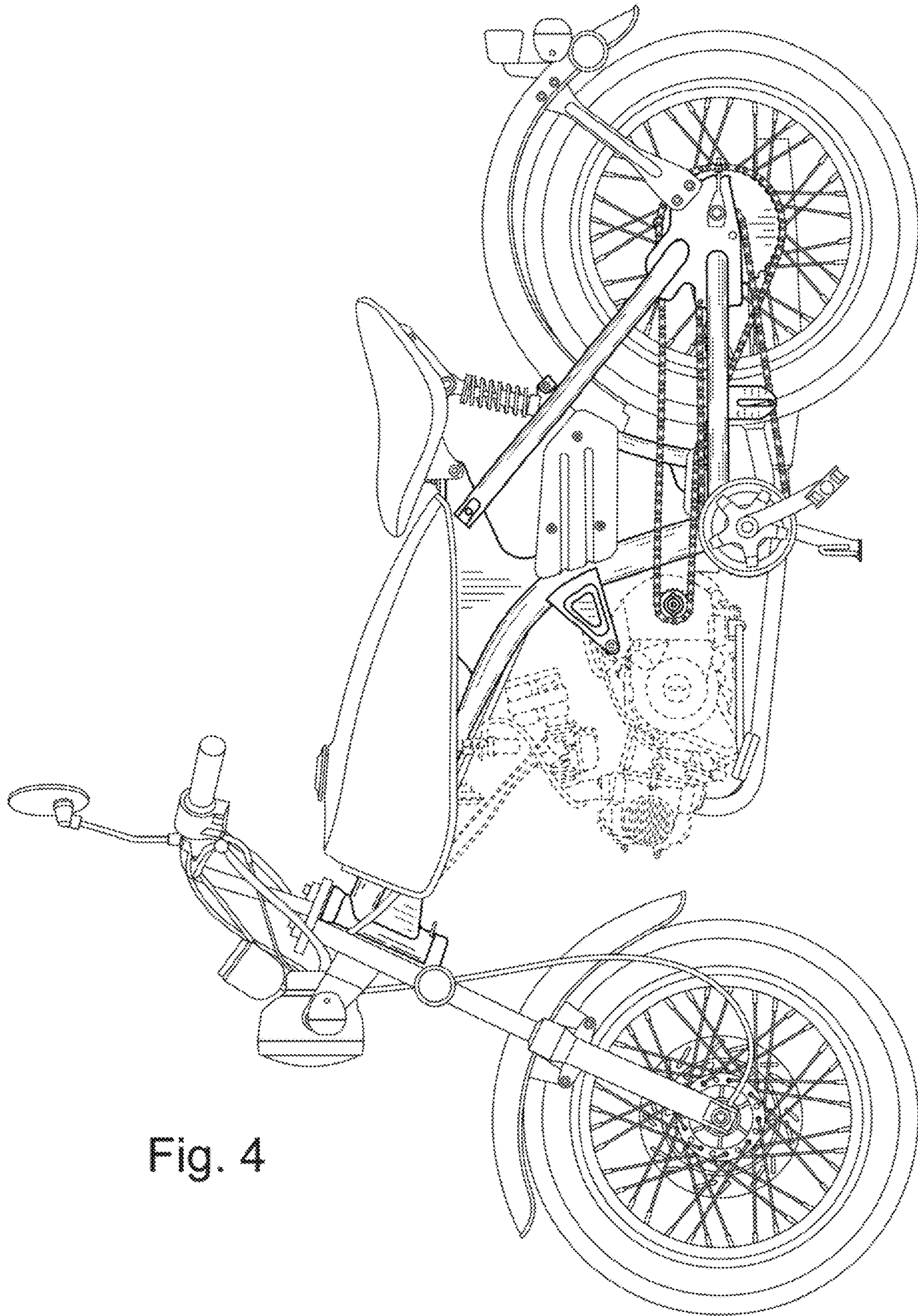


Fig. 4




Fig. 5

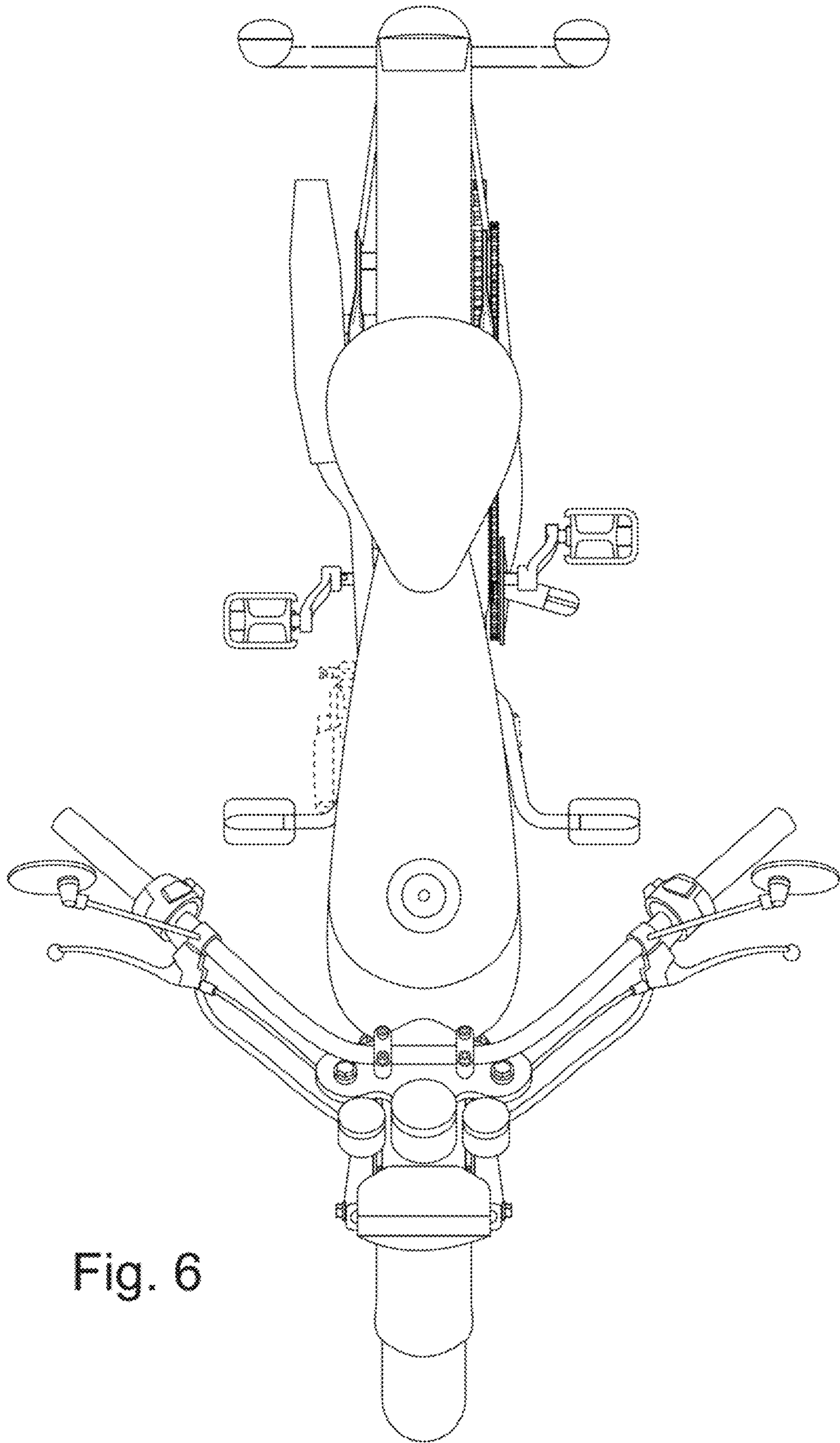


Fig. 6

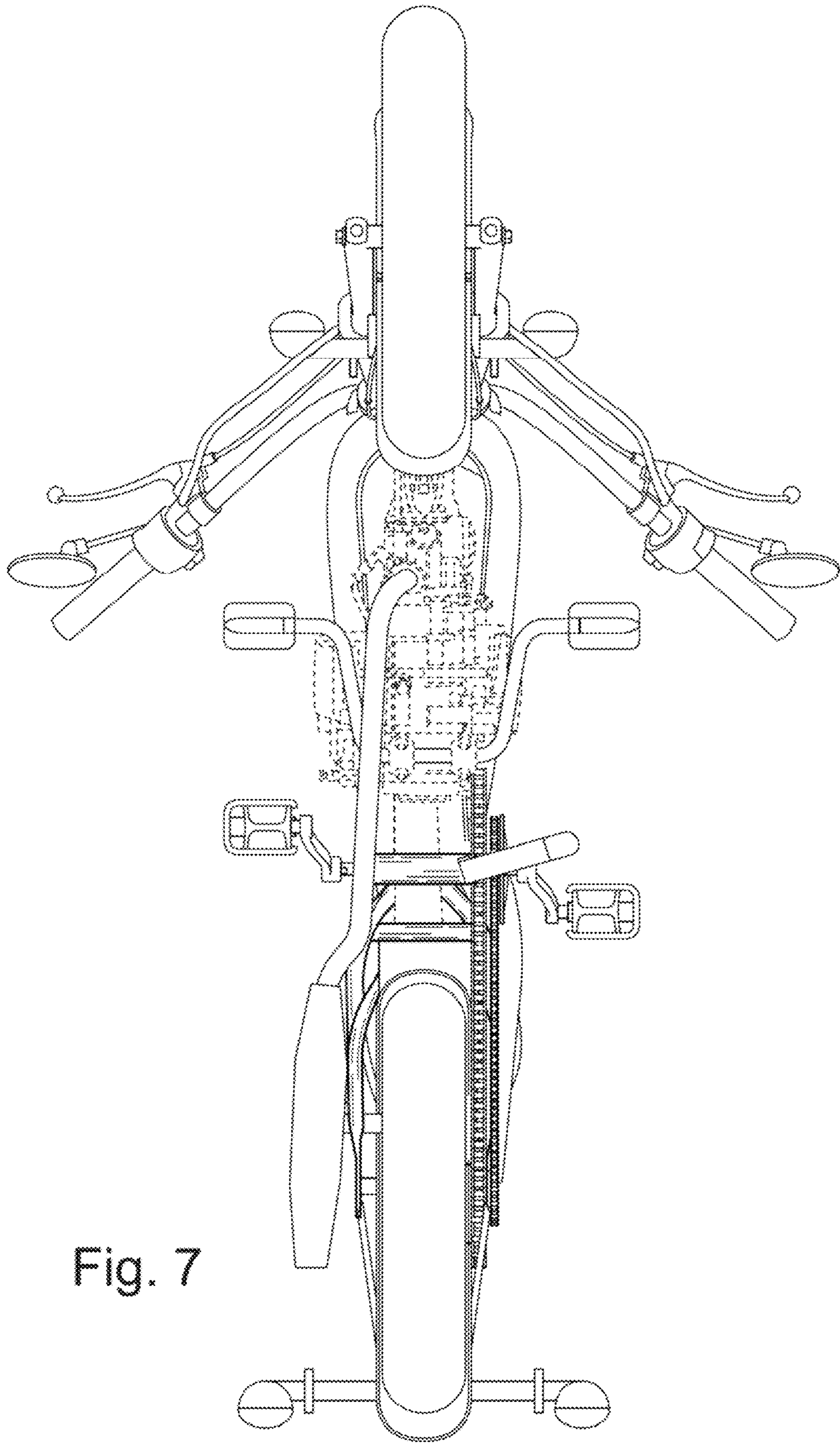


Fig. 7