



US00D878962S

(12) **United States Design Patent**  
**Rydlewicz**

(10) **Patent No.:** **US D878,962 S**

(45) **Date of Patent:** **\*\* Mar. 24, 2020**

(54) **DIAMOND**

(71) Applicant: **WORLD TREND ENTERPRISES LIMITED**, Hong Kong (HK)

(72) Inventor: **Roni Rydlewicz**, Ho Chi Minh (VN)

(73) Assignee: **WORLD TREND ENTERPRISES LIMITED**, Hong Kong (HK)

(\*\*) Term: **15 Years**

(21) Appl. No.: **29/671,423**

(22) Filed: **Nov. 27, 2018**

(30) **Foreign Application Priority Data**

May 28, 2018 (EM) ..... 005285467-0001

(51) **LOC (12) Cl.** ..... **11-01**

(52) **U.S. Cl.**  
USPC ..... **D11/90**

(58) **Field of Classification Search**

USPC ..... D11/1, 2, 26-29, 35, 36, 89-92  
CPC ..... A44C 17/00; A44C 17/001; A44C 17/002;  
A44C 17/003; A44C 17/005; A44C  
17/006; A44C 17/007; A44C 17/008

See application file for complete search history.

(56) **References Cited**

**U.S. PATENT DOCUMENTS**

D474,419 S \* 5/2003 Rothman ..... D11/90  
D522,401 S \* 6/2006 Rydlewicz ..... D11/90

D544,391 S \* 6/2007 Winkler ..... D11/90  
D688,970 S \* 9/2013 Rydlewicz ..... D11/90  
D839,772 S \* 2/2019 Rydlewicz ..... D11/90  
D839,773 S \* 2/2019 Rydlewicz ..... D11/90  
D839,774 S \* 2/2019 Rydlewicz ..... D11/90  
D839,775 S \* 2/2019 Rydlewicz ..... D11/90  
D839,776 S \* 2/2019 Rydlewicz ..... D11/90  
D839,777 S \* 2/2019 Rydlewicz ..... D11/90  
D839,778 S \* 2/2019 Rydlewicz ..... D11/90

**FOREIGN PATENT DOCUMENTS**

CN RGN\_304757133 \* 8/2018

\* cited by examiner

*Primary Examiner* — Kevin K Rudzinski

*Assistant Examiner* — Richard Kearney

(74) *Attorney, Agent, or Firm* — Venable LLP; Michele V. Frank

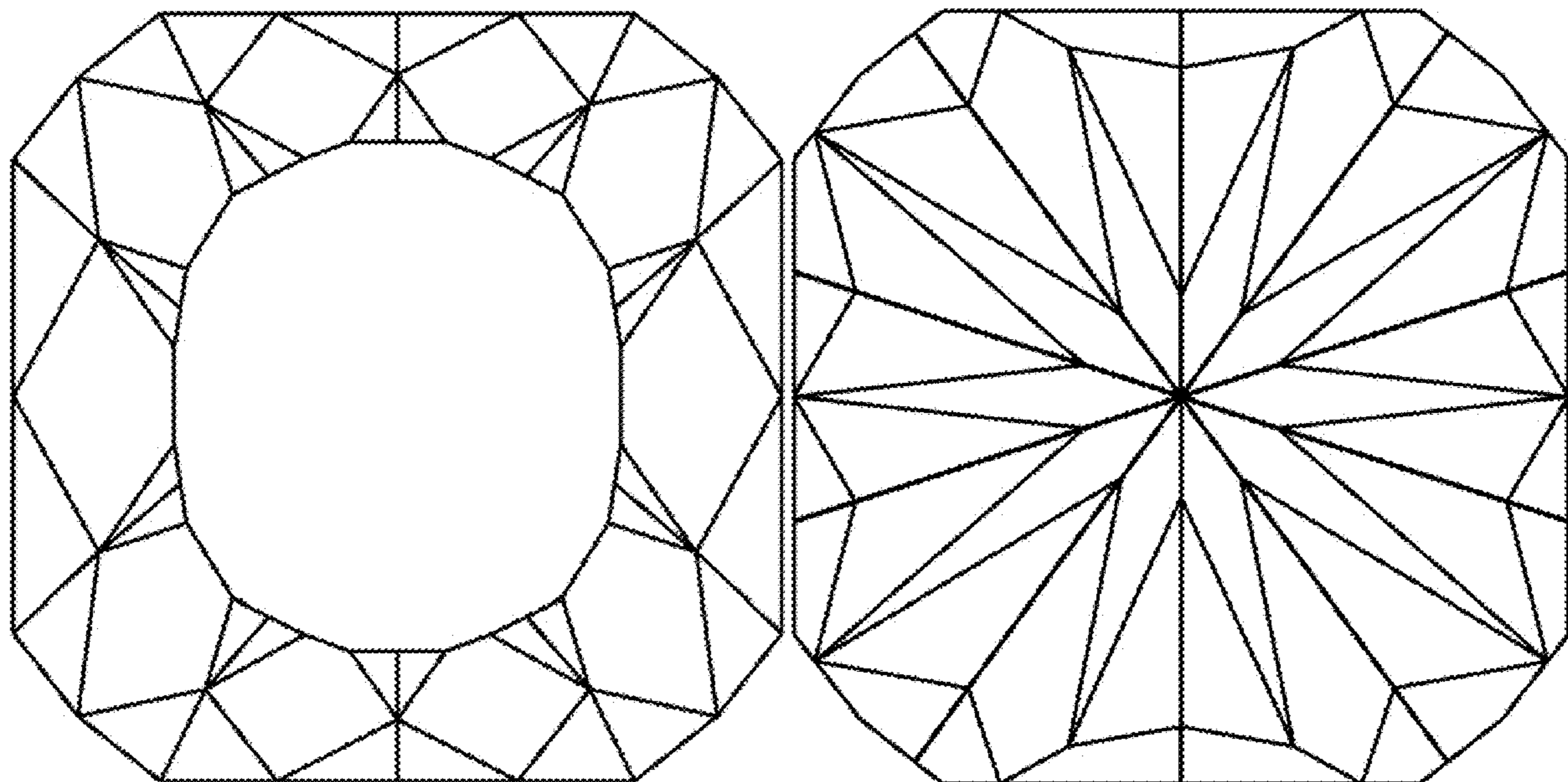
(57) **CLAIM**

The ornamental design for diamond, as shown and described.

**DESCRIPTION**

FIG. 1 is a top plan view of the claimed design;  
FIG. 2 is a side elevational view, the opposite side view being identical;  
FIG. 3 is a side elevational view, the opposite side view being identical;  
FIG. 4 is a corner elevational view, all four corner views being identical; and,  
FIG. 5 is a bottom plan view.

**1 Claim, 5 Drawing Sheets**






FIG. 1

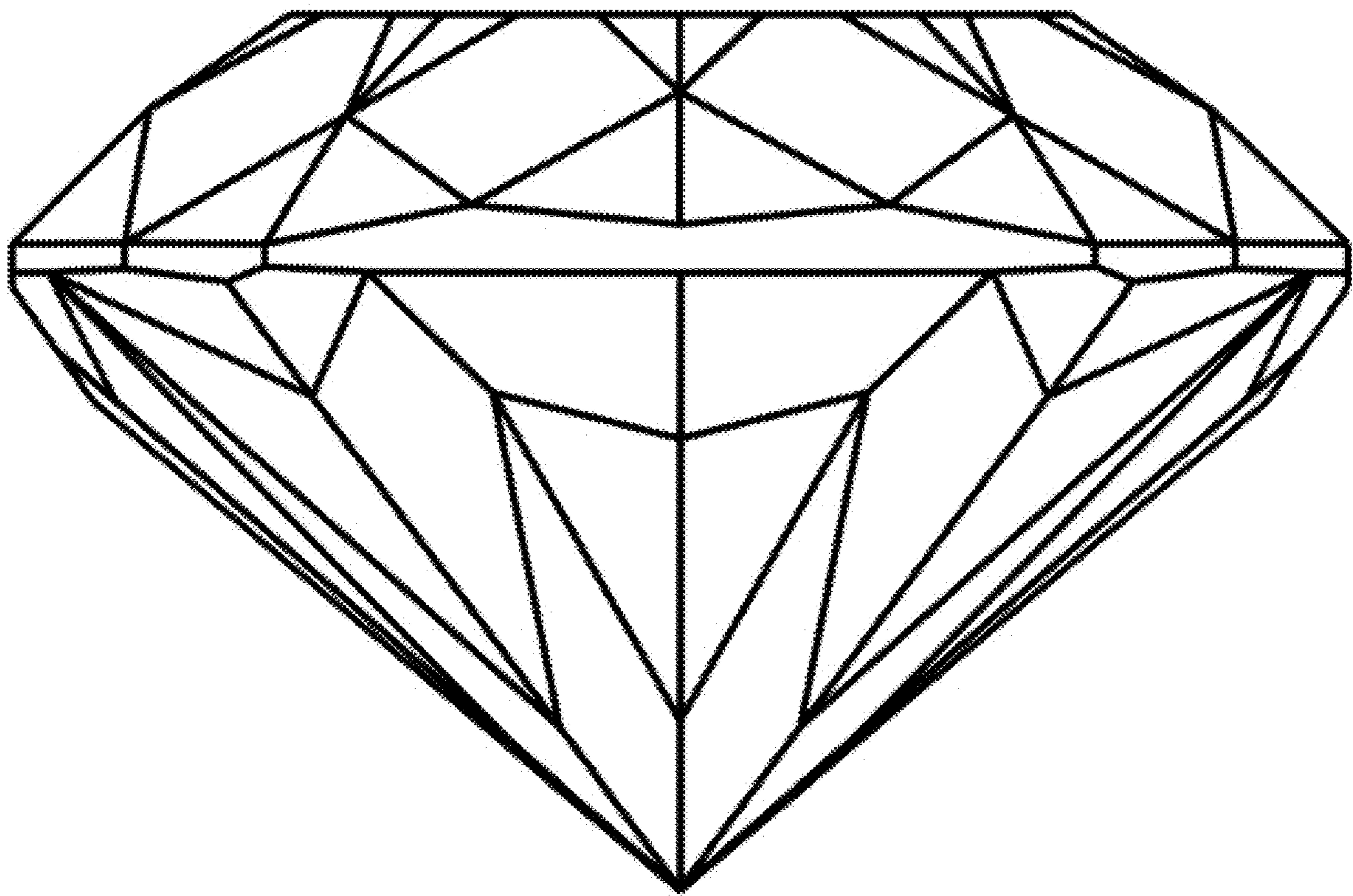


FIG. 2

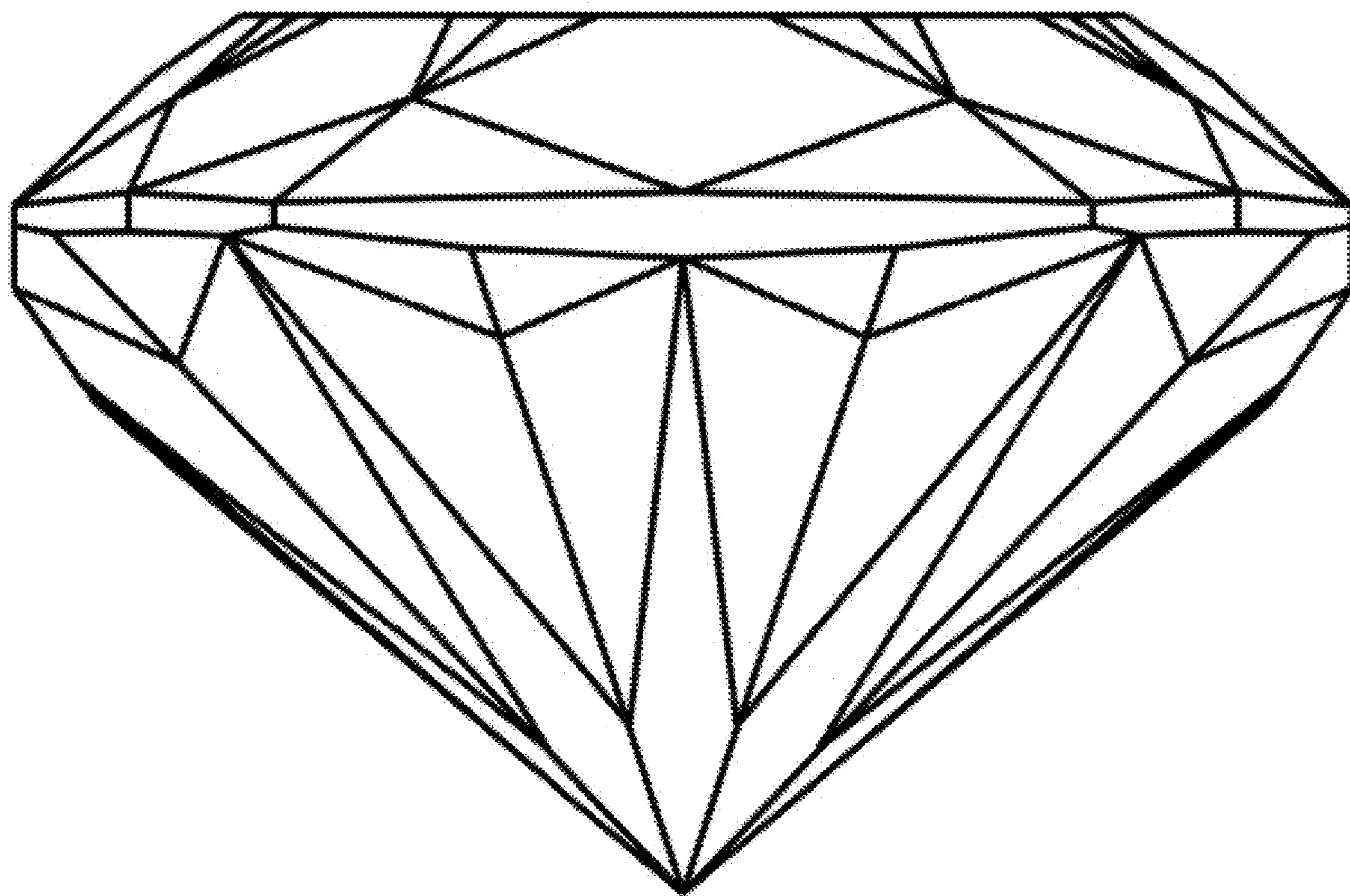


FIG. 3

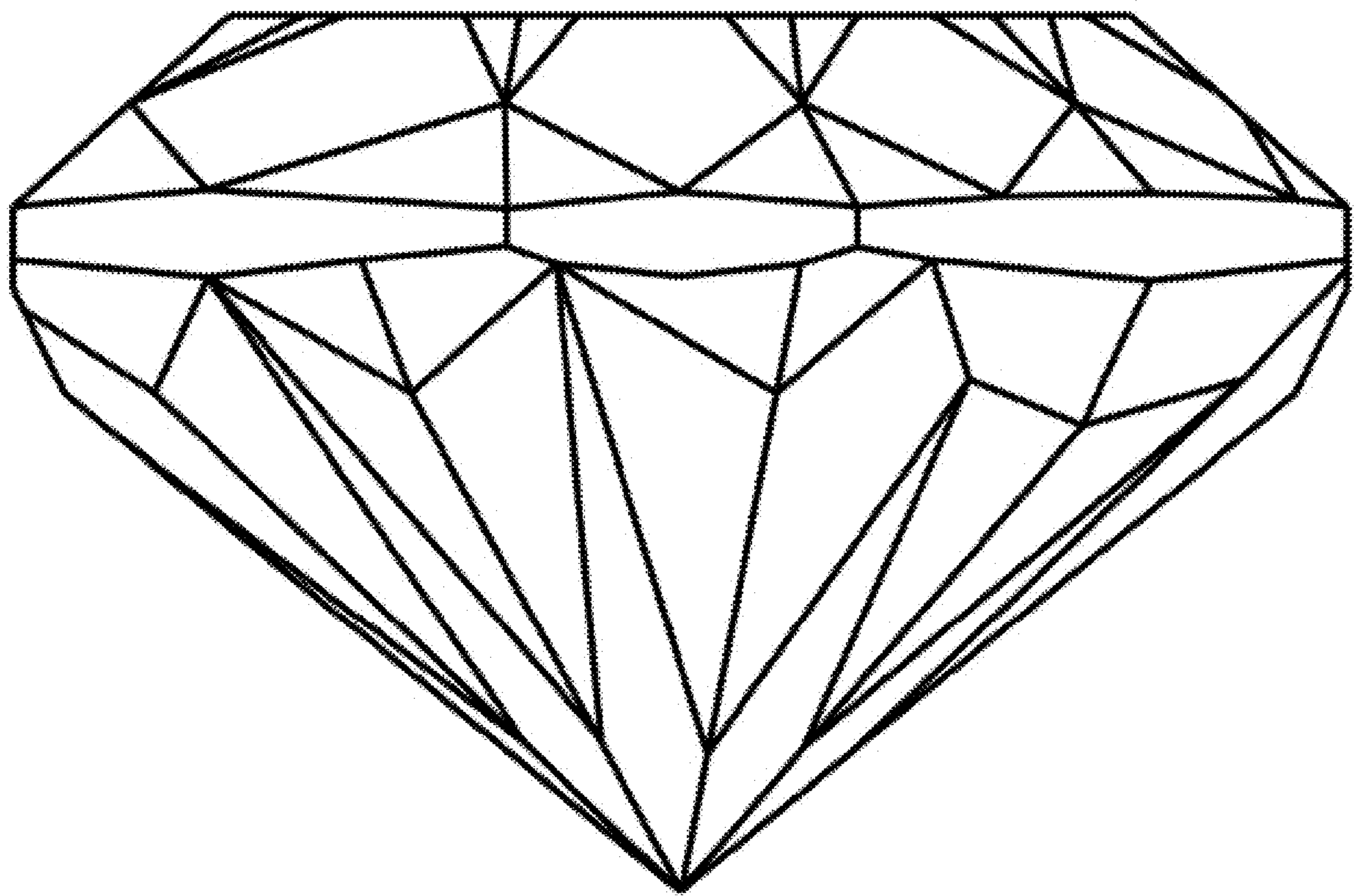


FIG. 4

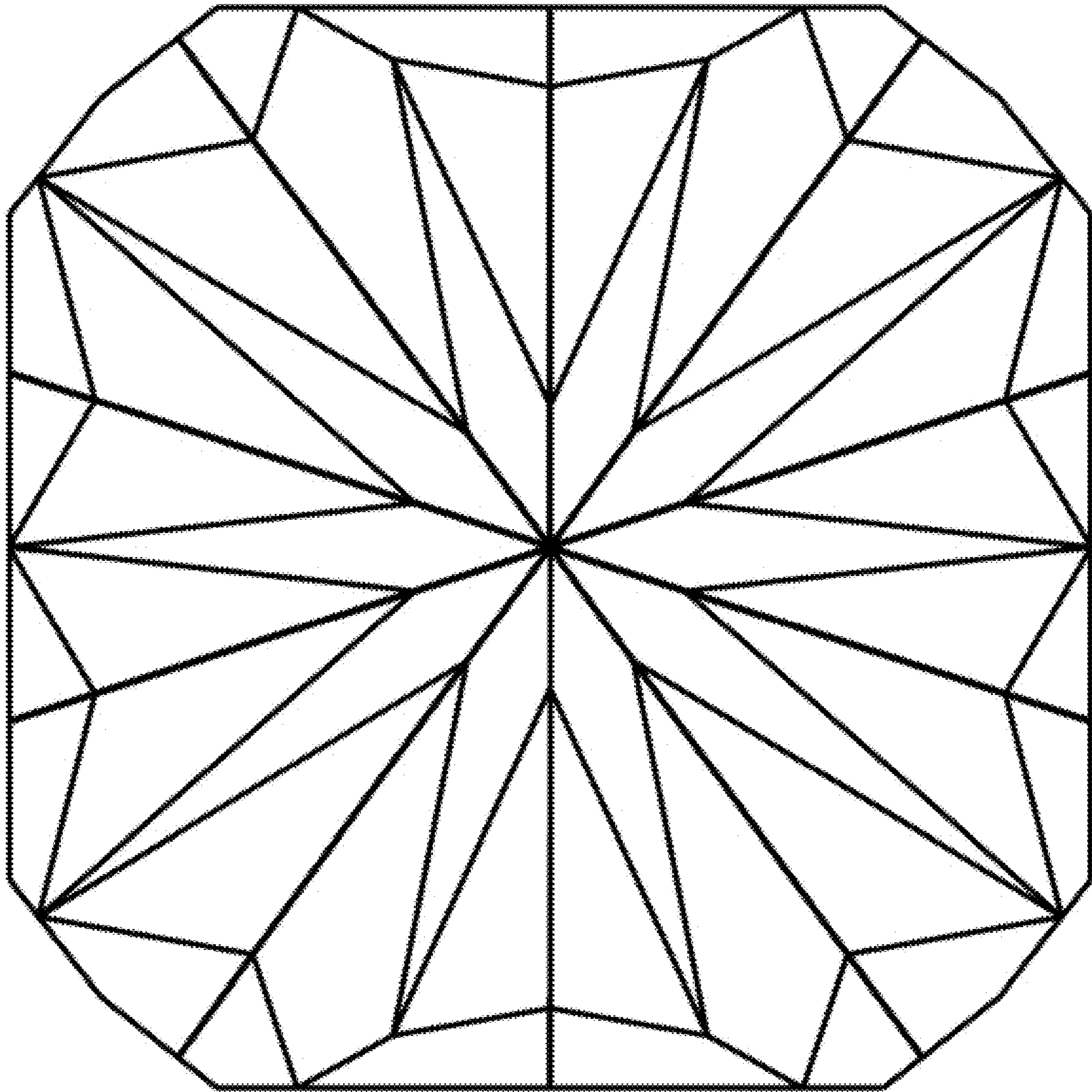


FIG. 5