



US00D878928S

(12) **United States Design Patent** (10) **Patent No.:** **US D878,928 S**  
**Rawls** (45) **Date of Patent:** **\*\* \*Mar. 24, 2020**

(54) **CONTAINER**

(71) Applicant: **Roger Rawls**, Chicago, IL (US)

(72) Inventor: **Roger Rawls**, Chicago, IL (US)

(\* ) Notice: This patent is subject to a terminal disclaimer.

(\*\*) Term: **15 Years**

(21) Appl. No.: **29/663,442**

(22) Filed: **Sep. 14, 2018**

(51) **LOC (12) Cl.** ..... **09-05**

(52) **U.S. Cl.**  
USPC ..... **D9/711**

(58) **Field of Classification Search**

USPC ..... D9/702-714, 695-699, 435, 440, 521, D9/454, 544, 723-724, 499, 449, D9/727-728, 442, 447, 504; 222/92, 96, 222/107, 527-529, 215, 491, 206, 222/212-213, 251, 95, 536; 206/438, 206/822, 527; 220/DIG. 7, 669; 215/321, 382, 316, 380; 141/114-115; D28/91.1, 76-78, 82, 88; D24/114; D3/202, 205, 203.2, 270, 271.1-271.4; D7/510, 514-520, 599, 601-602, D7/612-615, 619.2, 628-629  
CPC ..... B65D 35/00; B65D 35/28; B65D 35/02; B65D 35/04; B65D 35/08; B65D 35/36; B65D 35/38; B65D 5/00; B65D 5/001; B65D 5/4258; B65D 1/0223; B65D 1/02; B65D 1/10; B65D 1/46; B65D 23/00; B65D 2585/00; B65D 81/60; B65D 81/365; B65D 81/366; B65D 81/368; B65D 2203/00; B65D 2203/02

See application file for complete search history.

(56) **References Cited**

U.S. PATENT DOCUMENTS

D534,812 S *	1/2007	Chadfield .....	D9/723
D692,319 S *	10/2013	Moreau .....	D9/724
D730,746 S *	6/2015	Cywinski .....	D9/711
D827,449 S *	9/2018	Roesler .....	D9/711
D853,248 S *	7/2019	Betts .....	D9/723

\* cited by examiner

*Primary Examiner* — Abraham Bahta

(74) *Attorney, Agent, or Firm* — Brie A. Crawford; Crawford Intellectual Property Law LLC

(57) **CLAIM**

The ornamental design for a container, as shown and described.

**DESCRIPTION**

FIG. 1 is a front perspective view of the container showing my new design;

FIG. 2 is a front view thereof;

FIG. 3 is a rear view thereof;

FIG. 4 is a top view thereof;

FIG. 5 is a bottom view thereof;

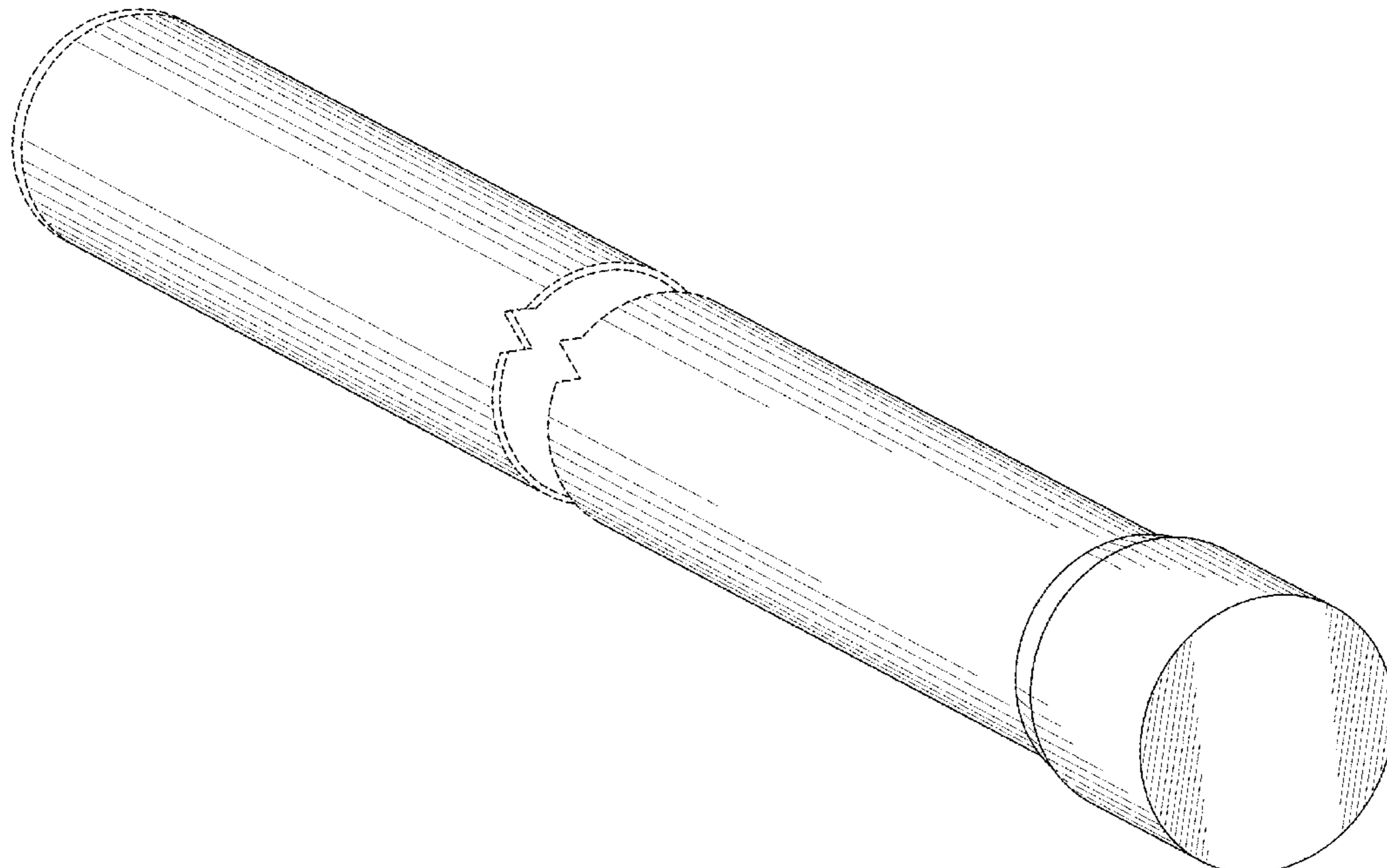
FIG. 6 is a left view thereof; and,

FIG. 7 is a right view thereof.

The container is shown broken away in FIGS. 1, 2, 3, 6, and 7 of the drawings to indicate indeterminate length, it being understood that it has a uniform shape and appearance throughout its length.

The broken lines in FIGS. 1, 2, 3, 5, 6, and 7 depict a portion of the container that form no part of the claimed design.

**1 Claim, 4 Drawing Sheets**



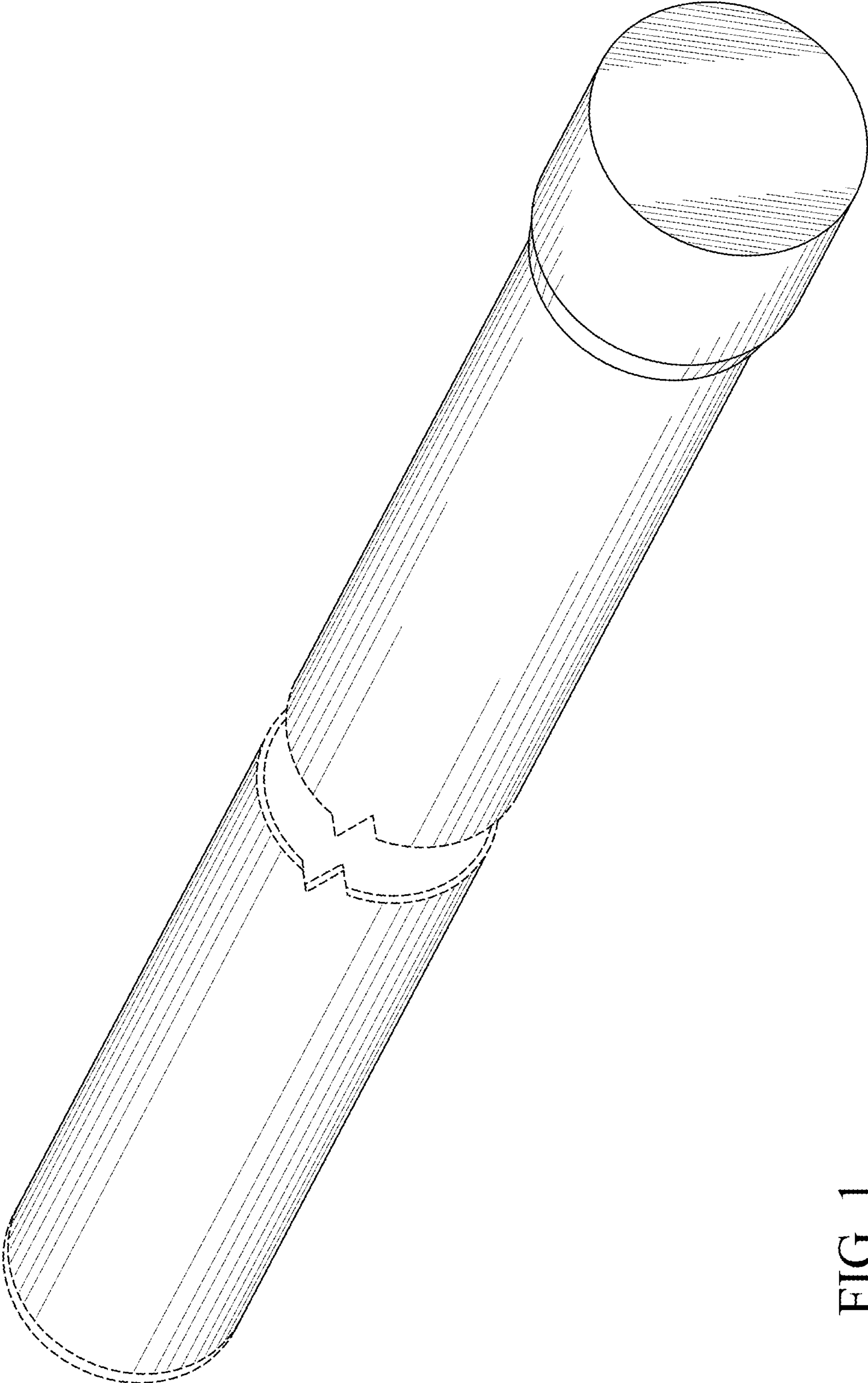


FIG. 1

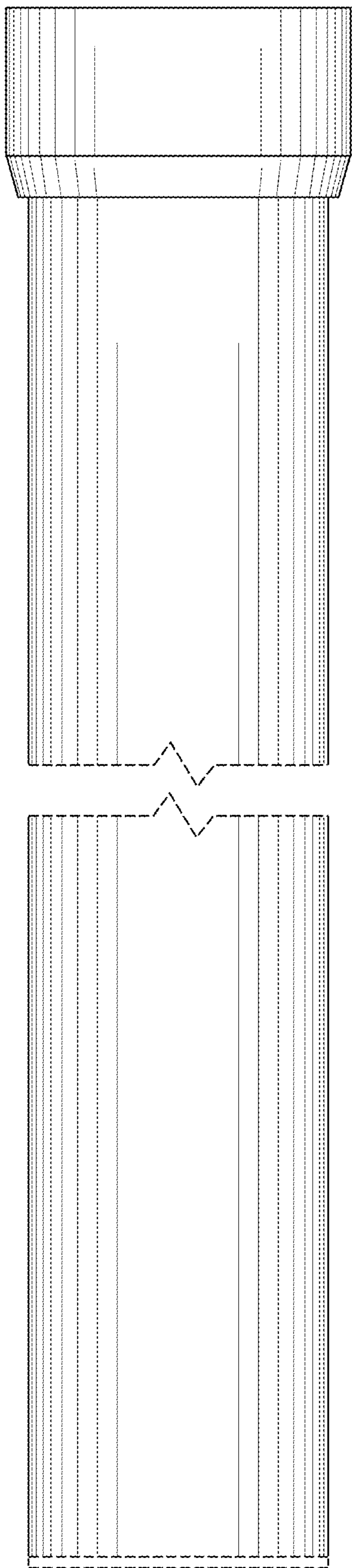


FIG. 2

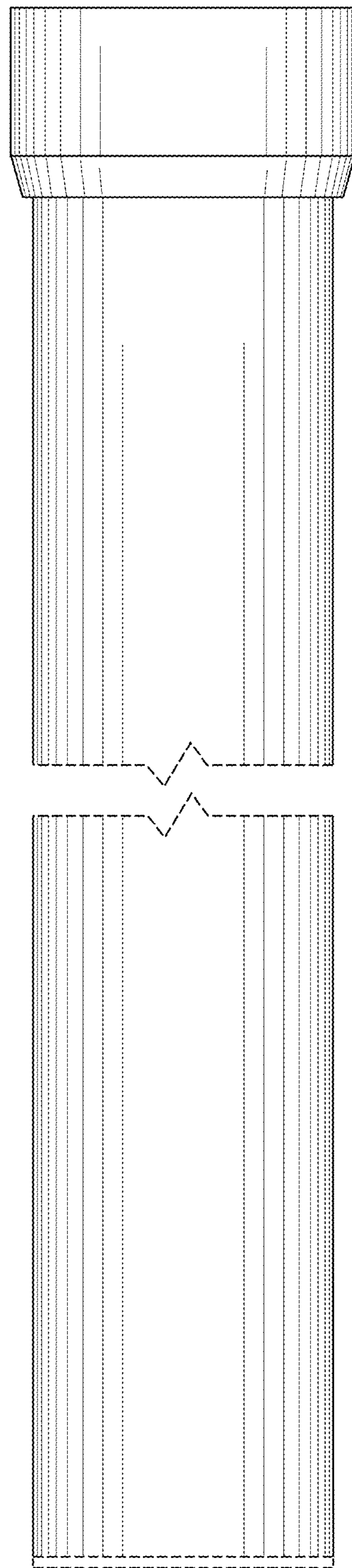


FIG. 3

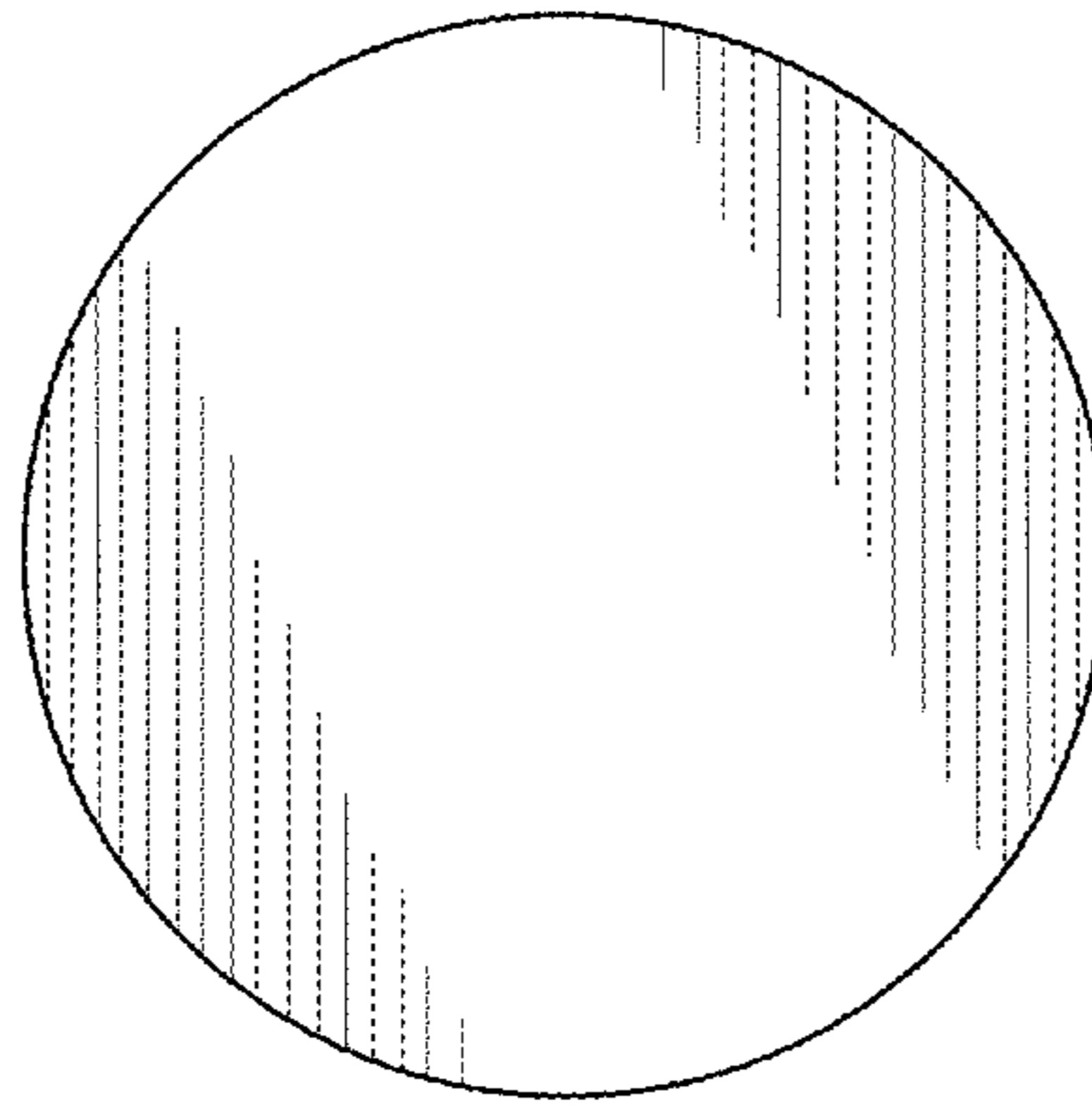


FIG. 4

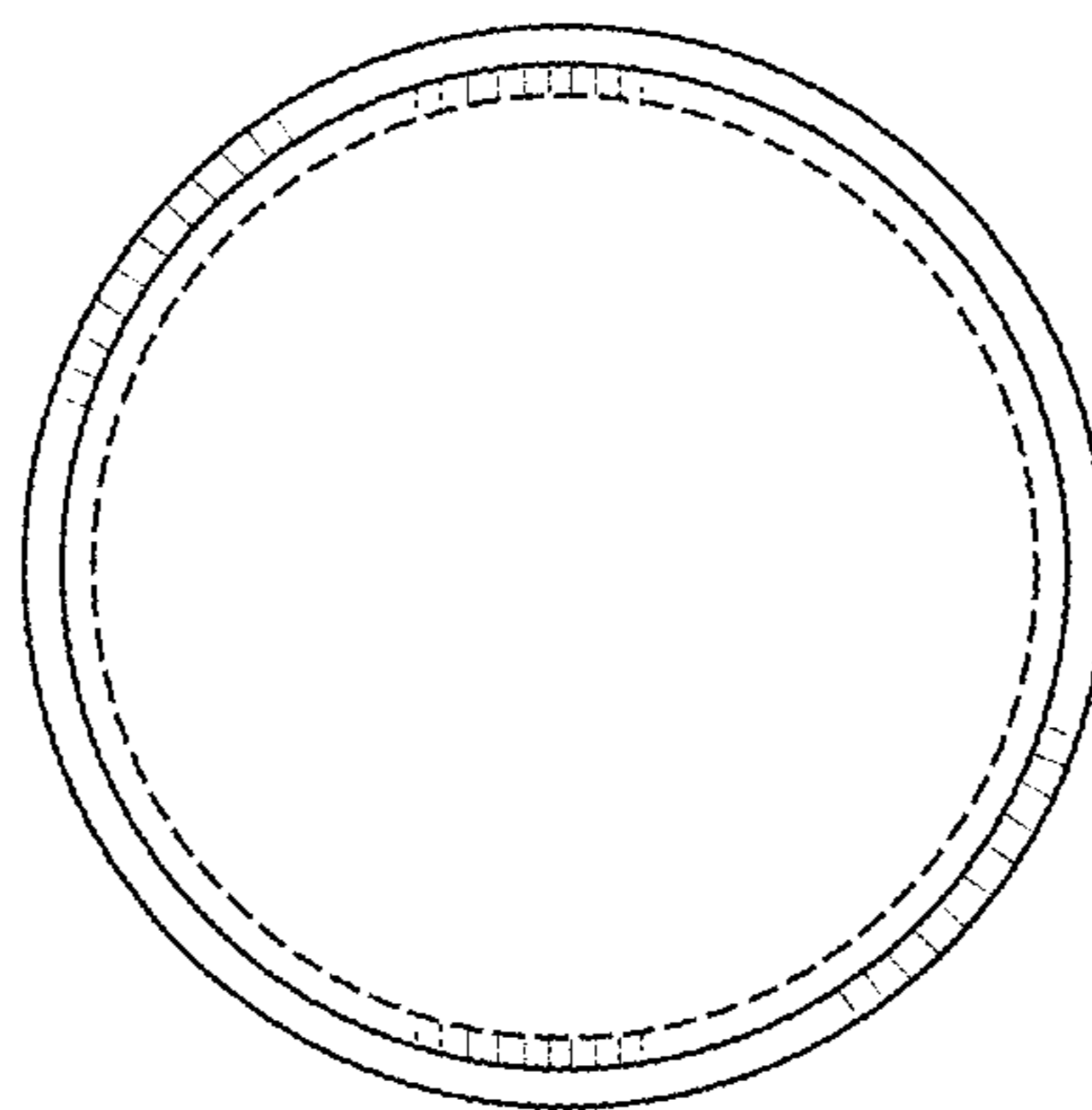


FIG. 5

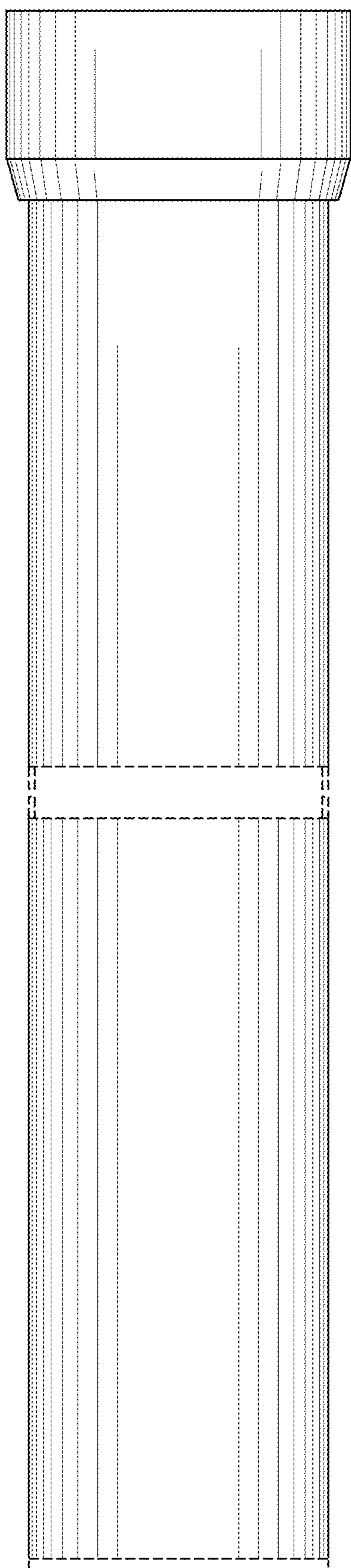


FIG. 6

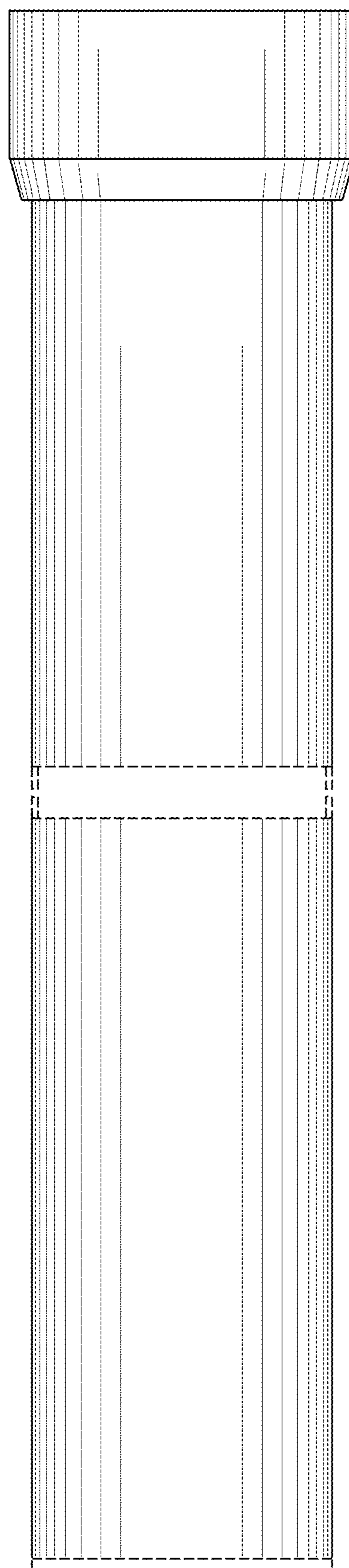


FIG. 7