



US00D878905S

(12) **United States Design Patent** (10) **Patent No.:** **US D878,905 S**
Illouz (45) **Date of Patent:** **** Mar. 24, 2020**

(54) **MOUNT FOR ELECTRONIC PERSONAL ASSISTANT**

(71) Applicant: **Shalom Illouz**, Los Angeles, CA (US)

(72) Inventor: **Shalom Illouz**, Los Angeles, CA (US)

(**) Term: **15 Years**

(21) Appl. No.: **29/694,822**

(22) Filed: **Jun. 13, 2019**

(51) **LOC (12) Cl.** **08-05**

(52) **U.S. Cl.**

USPC **D8/354**; D10/60; D10/121

(58) **Field of Classification Search**

USPC D10/104.1, 106.1, 106.2, 106.3, 106.4, D10/106.5, 106.6, 106.7, 106.8, 106.95, D10/108, 109.1, 109.2, 121, 123, 124, D10/125; D8/349, 353, 354, 355, 356, D8/358, 360.1, 363, 364, 366, 371, 404, D8/499; 248/274.1, 284.1, 279.1; D13/152; D6/300, 301, 302; D14/209, D14/224, 229, 238, 447, 239, 432

CPC H02G 3/12; F16M 13/02
See application file for complete search history.

(56) **References Cited**

U.S. PATENT DOCUMENTS

D523,264 S * 6/2006 Peng D6/716.5
D549,555 S * 8/2007 Ignagni D8/354
D561,561 S * 2/2008 Wohlford D8/354
D562,668 S * 2/2008 Stuckey D8/313
D563,896 S * 3/2008 Greenslate D10/104.1
D584,596 S * 1/2009 Doverspike D8/354

D635,099 S * 3/2011 Kramer D13/152
D709,511 S * 7/2014 Sparks D14/447
D713,828 S * 9/2014 Stifal D14/239
8,881,468 B2 * 11/2014 McMullen E06B 1/62
248/224.8
D720,358 S * 12/2014 Ginsterblum
D777,013 S * 1/2017 Heggland D8/349
D784,791 S * 4/2017 Aragaw D8/353
10,014,674 B1 * 7/2018 Illouz F16M 13/02

OTHER PUBLICATIONS

“Amazon Echo Spot Platform” available Jun. 21, 2019, [online], [site visited Jun. 21, 2019]. Retrieved from Internet, URL:https://seeless.com/collections/flush-mounts-voice-control-alexa-echo-josh-ai/products/sl-aes-500 (Year: 2019).*

* cited by examiner

Primary Examiner — Michael C Stout

Assistant Examiner — Katrina N Gonzalez

(74) *Attorney, Agent, or Firm* — Cotman IP Law Group, PLC

(57) **CLAIM**

The ornamental design for a mount for electronic personal assistant, as shown and described.

DESCRIPTION

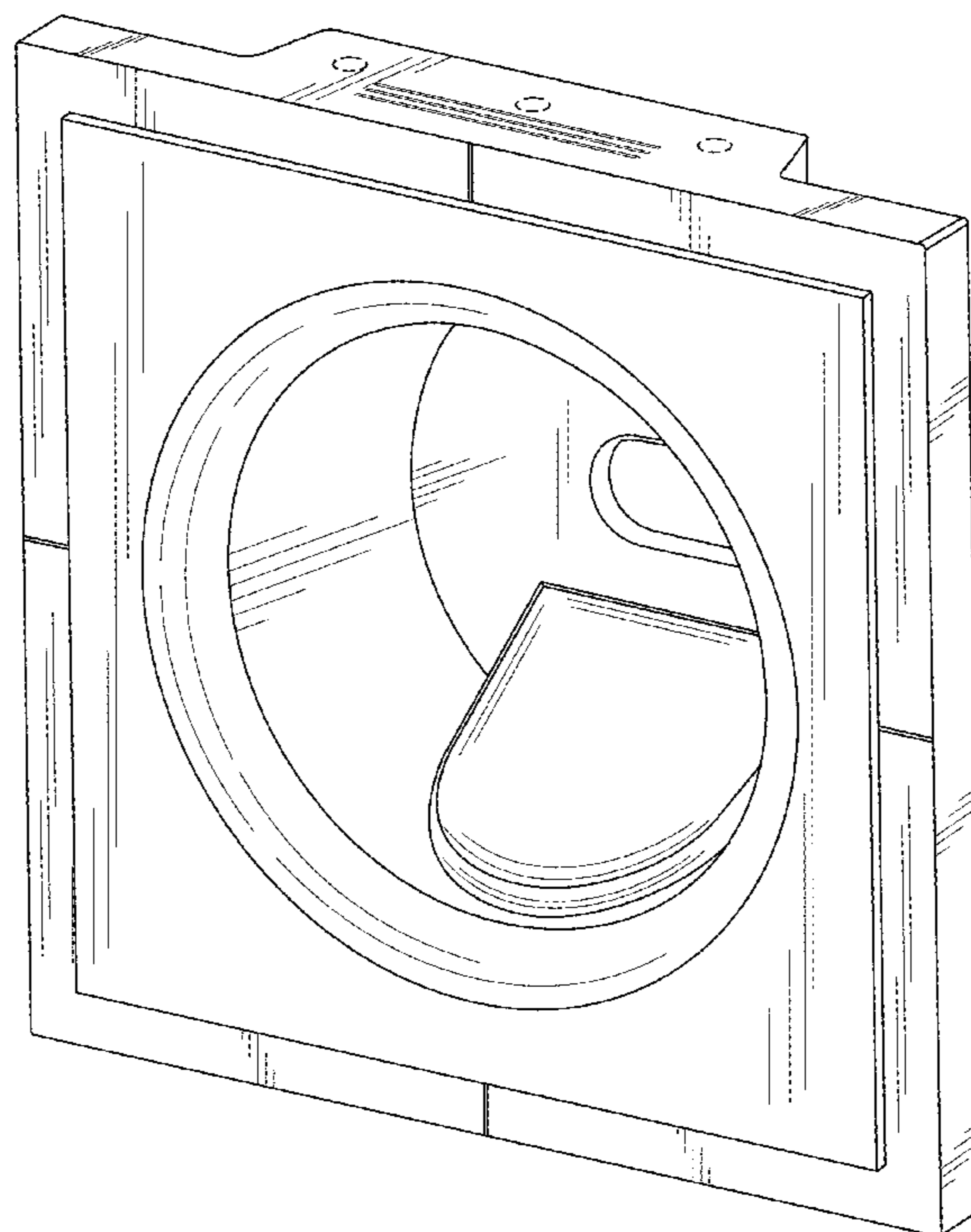
FIG. 1 is a perspective view of an mount for electronic personal assistant showing the new design;

FIG. 2 is a front view thereof; and,

FIG. 3 is a front view thereof, shown in use with an electronic personal assistant.

The broken lines illustrate environmental structure that forms no part of the claimed design.

1 Claim, 3 Drawing Sheets



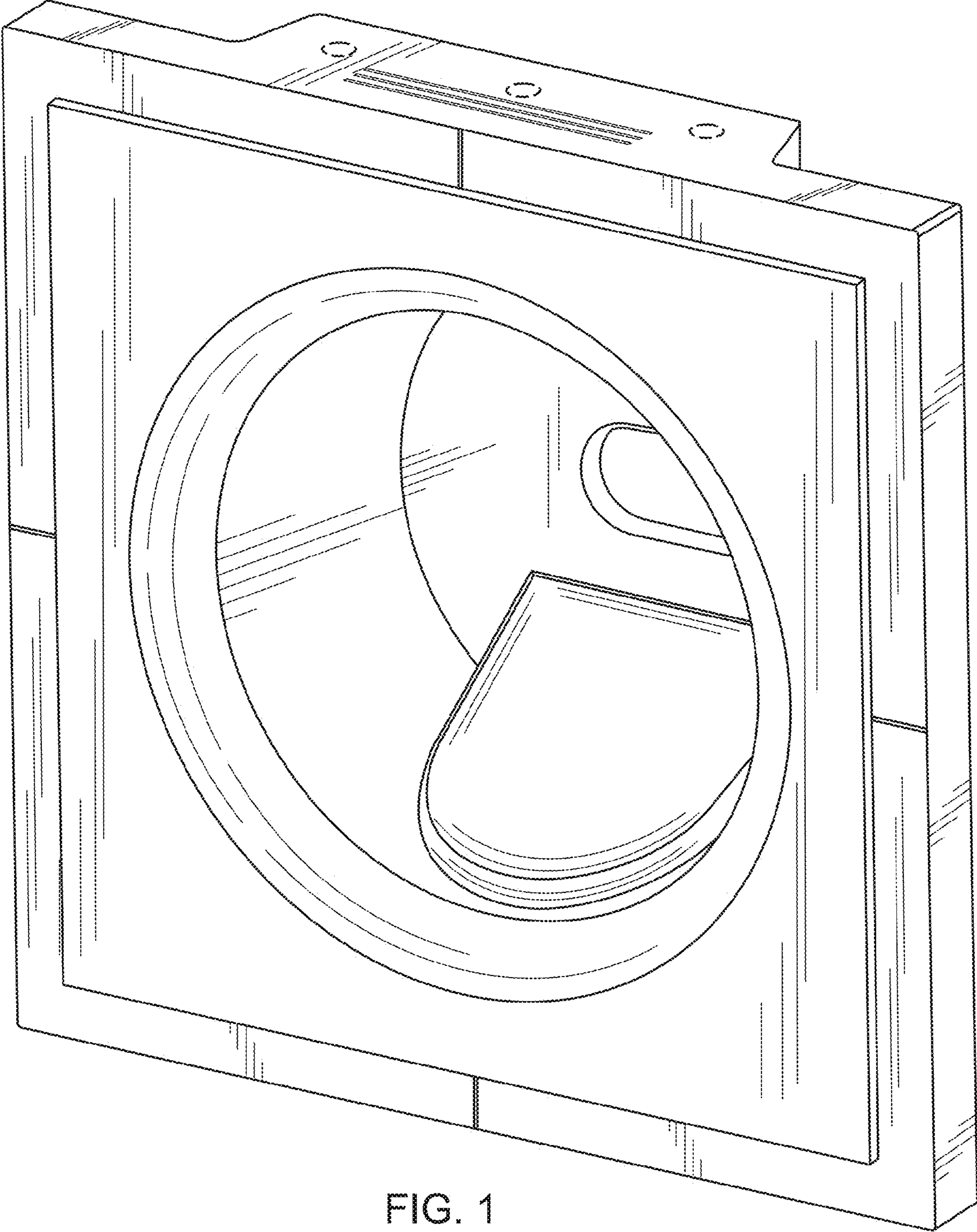


FIG. 1

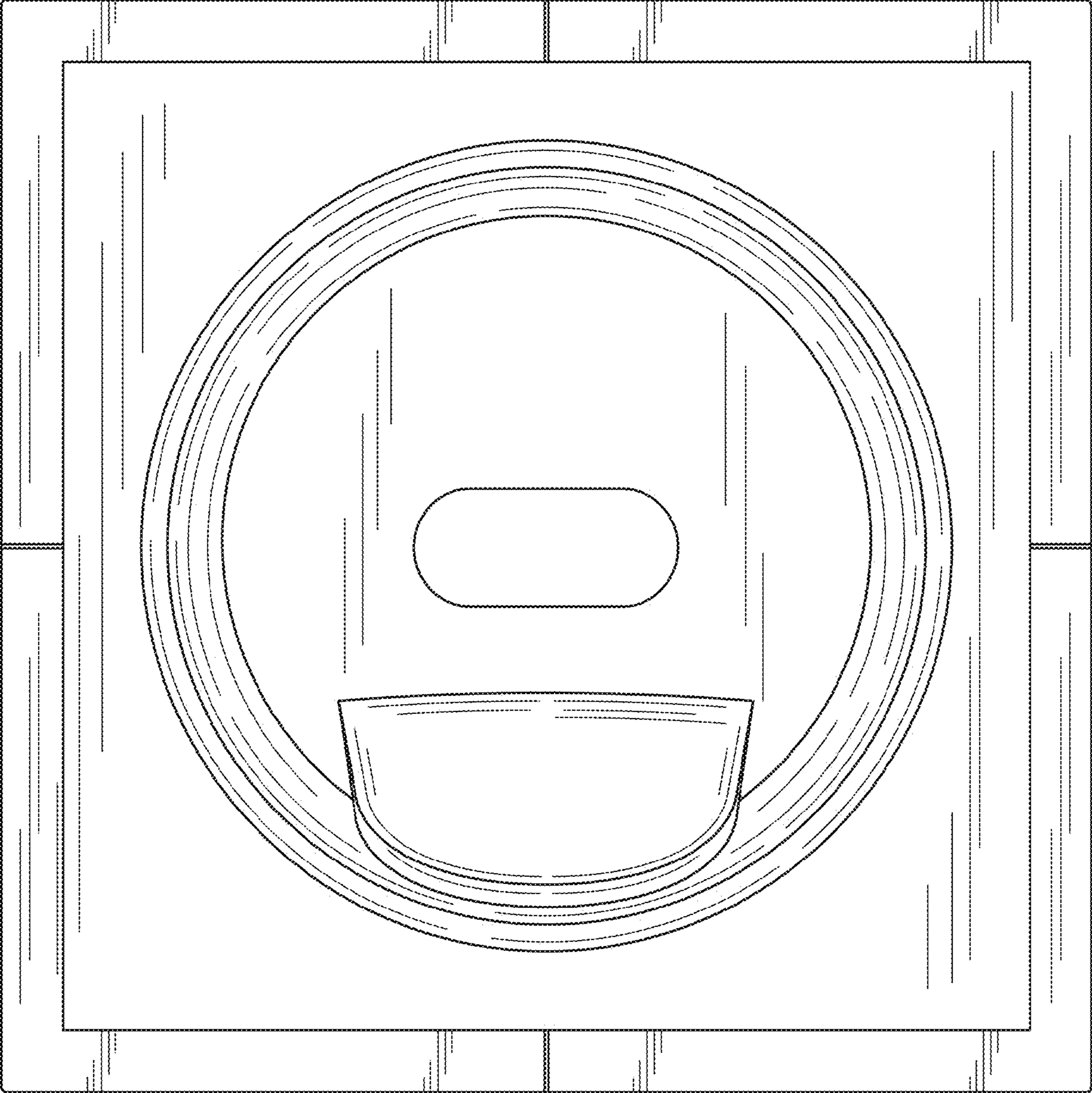


FIG. 2



FIG. 3