



US00D878897S

(12) **United States Design Patent**
Czuhajewski

(10) **Patent No.:** **US D878,897 S**

(45) **Date of Patent:** **** Mar. 24, 2020**

(54) **CABINET HANDLE**

(71) Applicant: **Belwith Products, LLC**, Grandville,
MI (US)

(72) Inventor: **Kendra Elizabeth Czuhajewski**,
Middleville, MI (US)

(73) Assignee: **Belwith Products, LLC**, Grandville,
MI (US)

(**) Term: **15 Years**

(21) Appl. No.: **29/680,025**

(22) Filed: **Feb. 12, 2019**

(51) **LOC (12) Cl.** **08-06**

(52) **U.S. Cl.**
USPC **D8/316**

(58) **Field of Classification Search**
USPC D8/316, 315, 317, 319, 320, 321, 331,
D8/337, 338, 341; D28/41, 42
CPC Y10T 16/469; Y10T 16/44; Y10T 16/458;
Y10T 16/498; Y10T 16/476; Y10T
16/459; Y10T 16/466; Y10T 16/4713;
Y10T 16/4644; Y10T 16/513; Y10T
16/509; Y10T 16/473; Y10T 16/462;
Y10T 16/4701

See application file for complete search history.

(56) **References Cited**

U.S. PATENT DOCUMENTS

D372,414 S * 8/1996 De'Armond D8/317
D377,445 S * 1/1997 Caugh D8/317

D424,402 S * 5/2000 Caugh D8/317
D570,187 S * 6/2008 Hanes D8/317
D602,337 S * 10/2009 Hanes D8/316
D609,074 S * 2/2010 Hanes D8/317
D646,551 S * 10/2011 Owens D8/317

* cited by examiner

Primary Examiner — Keli L Hill

Assistant Examiner — Harold E Blackwell, II

(74) *Attorney, Agent, or Firm* — Economou IP Law;
Vangelis Economou

(57) **CLAIM**

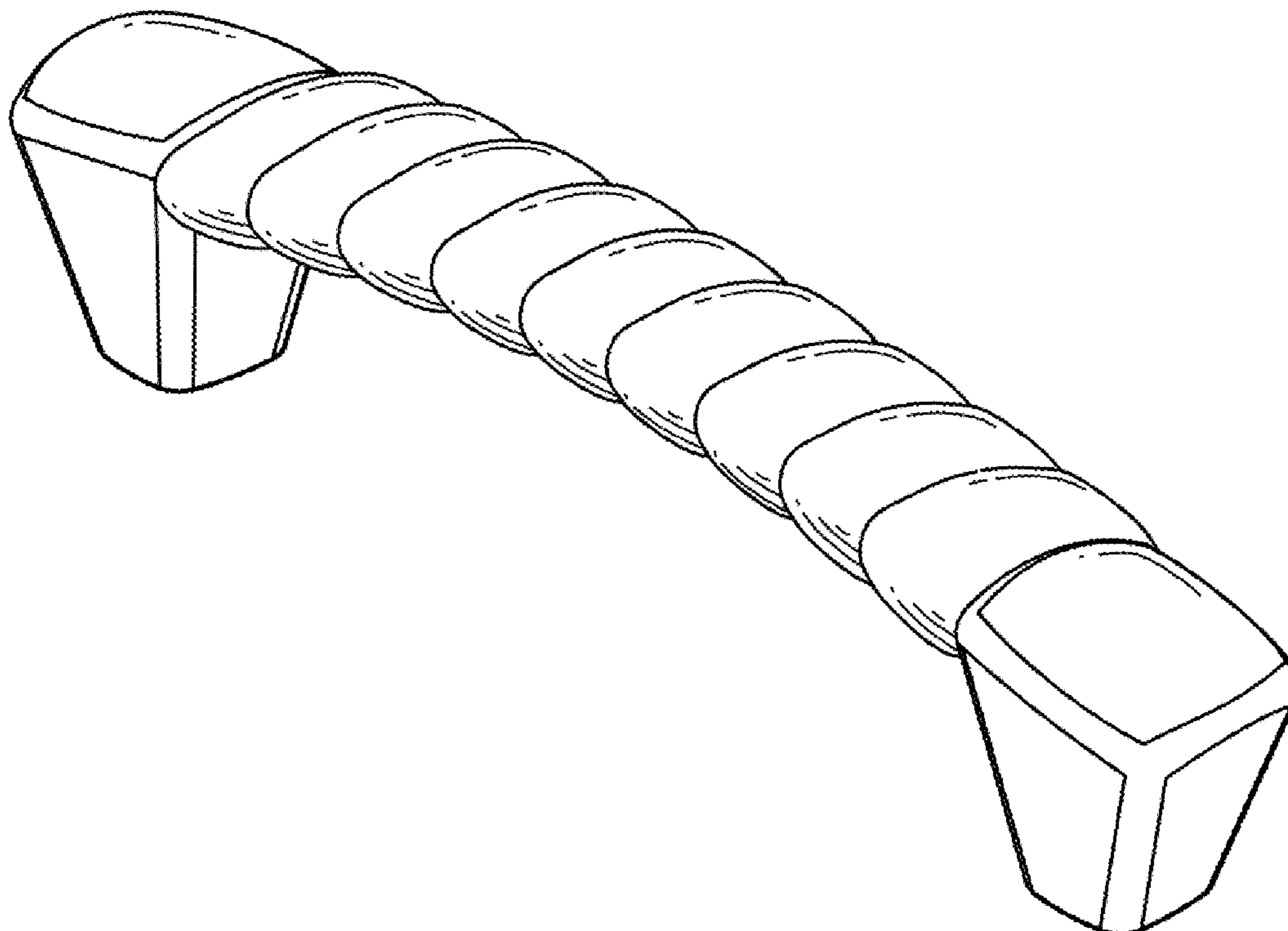
The ornamental design for a cabinet handle, as shown and described.

DESCRIPTION

FIG. 1 is a perspective view of the cabinet handle showing my new design;
FIG. 2 is a reduced front elevational view thereof;
FIG. 3 is a back elevational view thereof;
FIG. 4 is a right side view thereof;
FIG. 5 is a left side view thereof;
FIG. 6 is a top view thereof; and,
FIG. 7 is a bottom view thereof.

The broken lines in the drawings illustrate portions of a cabinet handle which form no part of the claimed design.

1 Claim, 2 Drawing Sheets



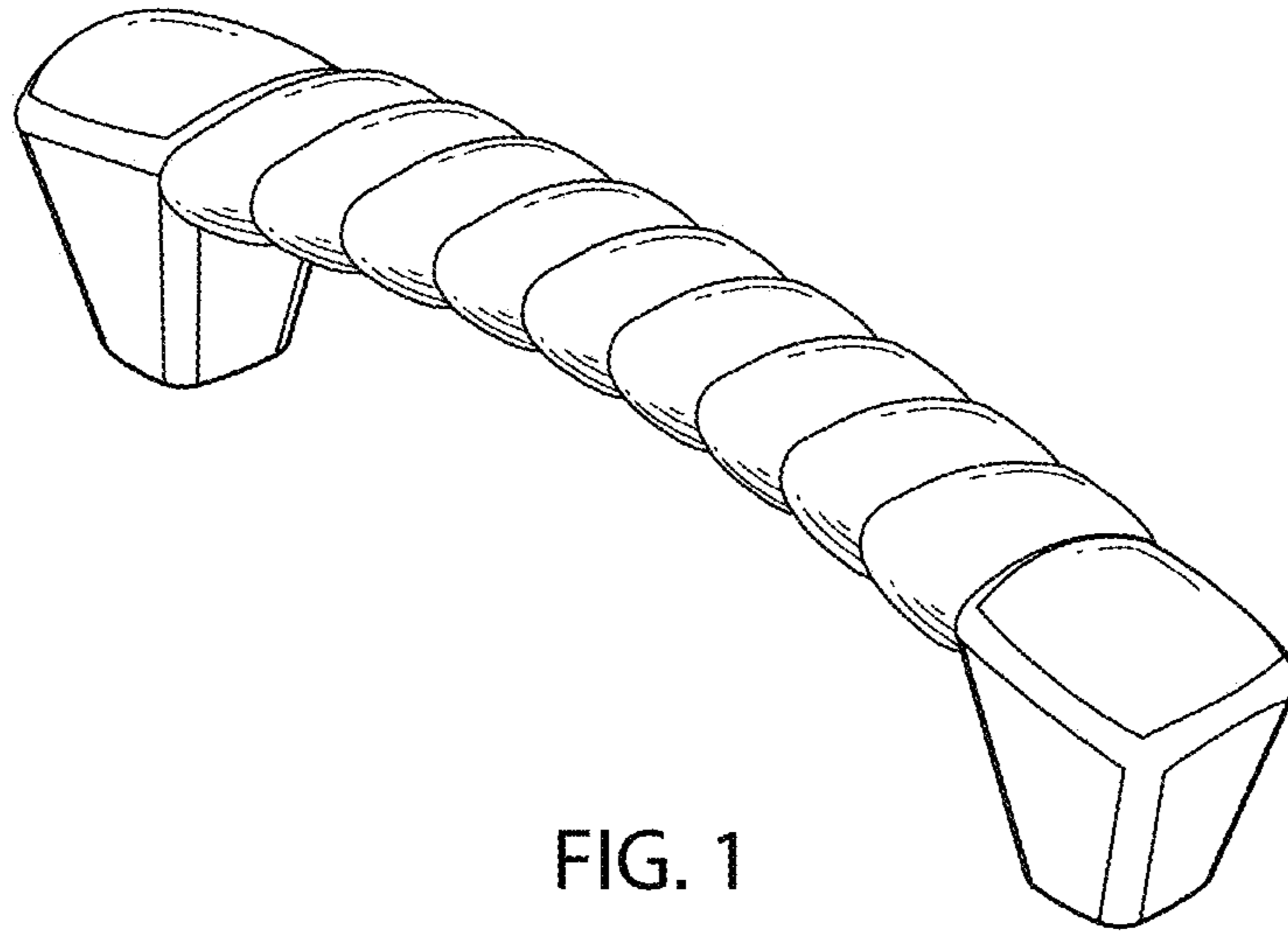


FIG. 1

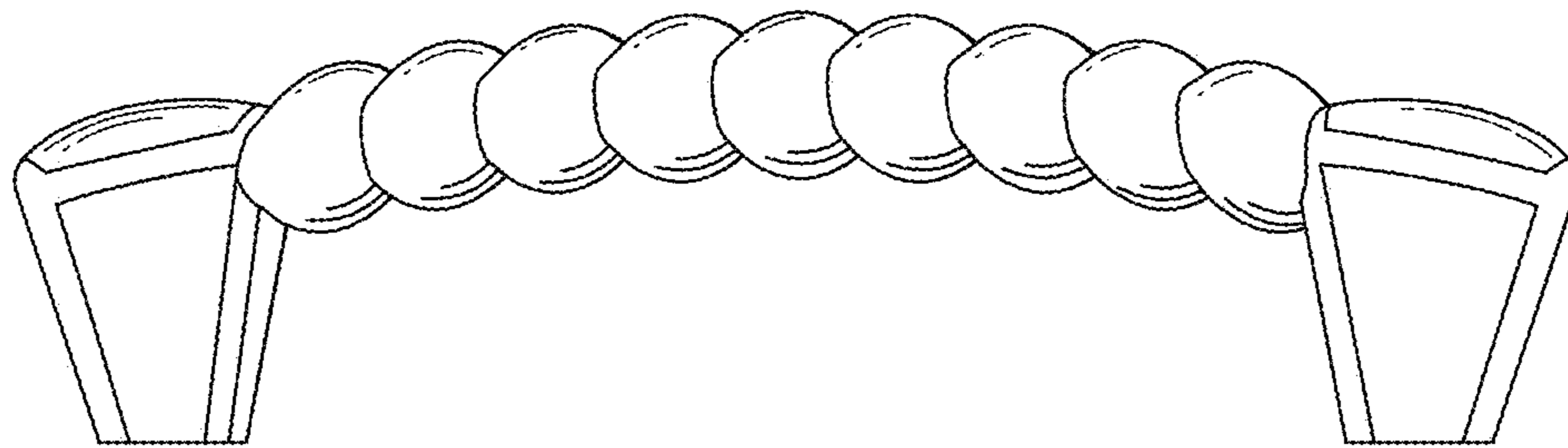


FIG. 2

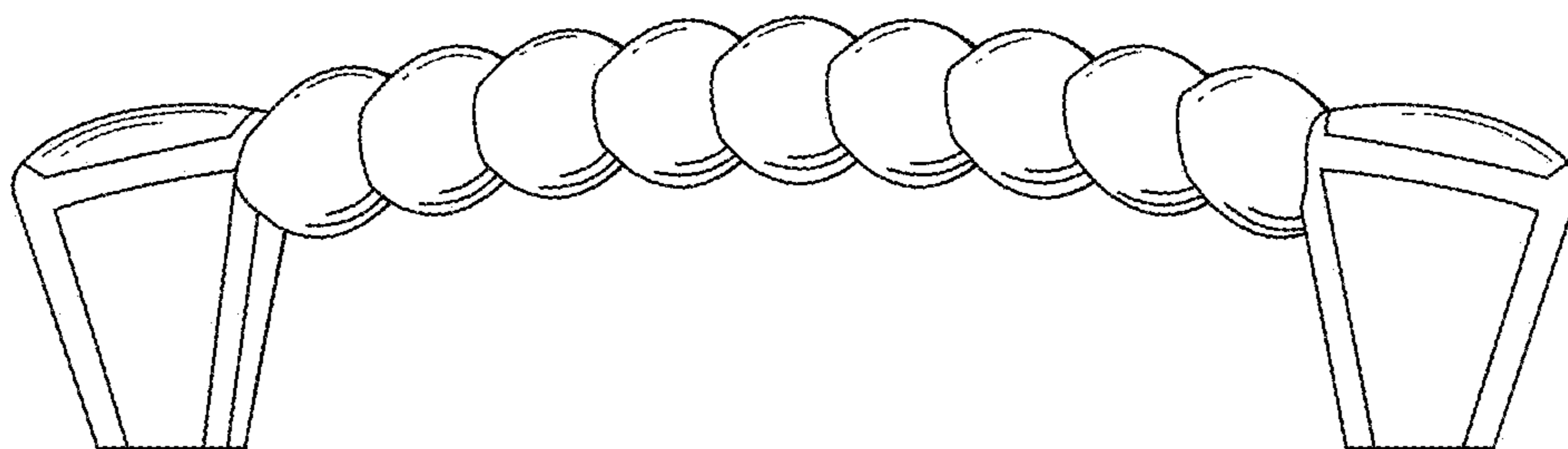


FIG. 3

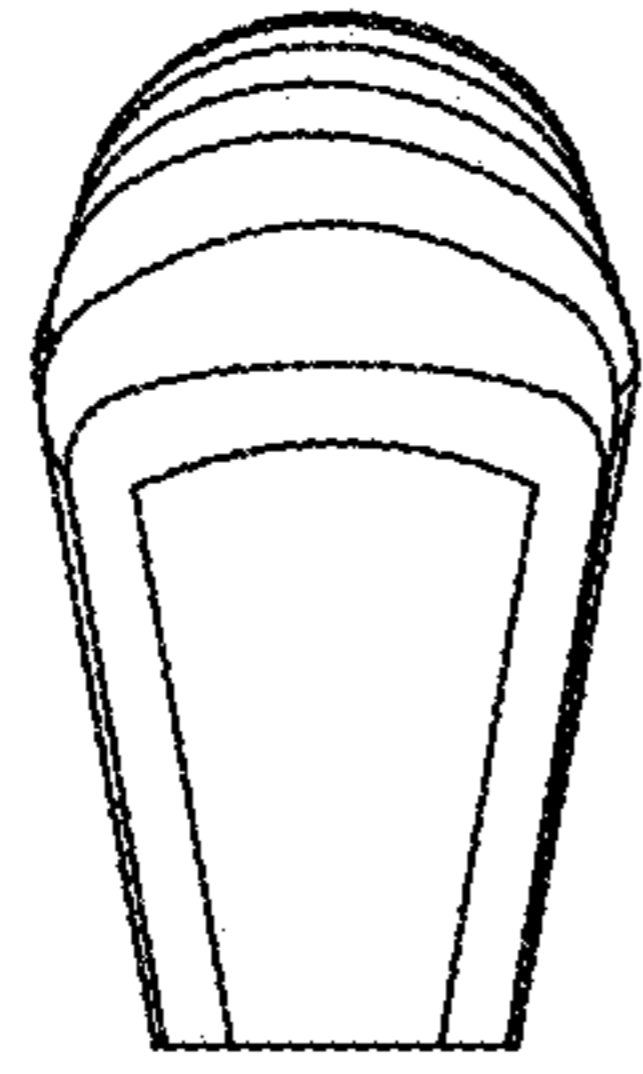


FIG. 4

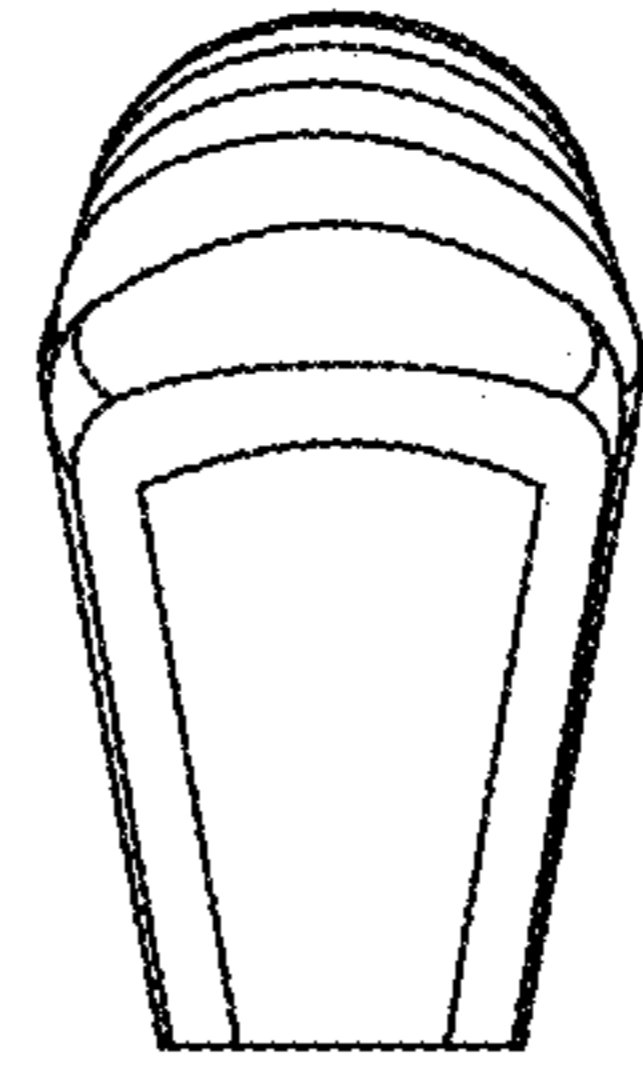


FIG. 5




FIG. 6




FIG. 7