



US00D878872S

(12) **United States Design Patent**
Cheng

(10) **Patent No.:** **US D878,872 S**
(45) **Date of Patent:** **** Mar. 24, 2020**

- (54) **STORAGE CONTAINER**
- (71) Applicant: **Meyer Intellectual Properties Limited**,
Kowloon (HK)
- (72) Inventor: **Stanley Kin Sui Cheng**, Hillsborough,
CA (US)
- (73) Assignee: **Meyer Intellectual Properties Limited**
(VG)

- D502,049 S 2/2005 Munson et al.
- D627,198 S * 11/2010 Hull D7/500
- D628,894 S 12/2010 Pontes
- D649,085 S * 11/2011 Tremblay D11/155
- D651,475 S 1/2012 Lindsay et al.
- D652,683 S * 1/2012 Munoz D7/555
- D666,458 S * 9/2012 Montgomery D7/586
- D688,124 S * 8/2013 Crosby D9/428
- D694,586 S * 12/2013 Miller D7/587
- D699,078 S * 2/2014 Katterheinrich D7/587
- D701,088 S * 3/2014 Hone D7/505
- D717,607 S * 11/2014 Miller D7/587

(**) Term: **15 Years**

(21) Appl. No.: **29/674,796**

(22) Filed: **Dec. 26, 2018**

(51) **LOC (12) Cl.** **07-07**

(52) **U.S. Cl.**
USPC **D7/602; D7/586**

(58) **Field of Classification Search**
USPC D7/601, 602, 553.1, 553.2, 553.4, 554.3,
D7/555, 553.5, 584, 586; D9/430, 758,
D9/759; 426/85; D3/273
CPC A47G 19/02; A47G 19/025; B65D 1/24;
B65D 1/36; A45C 11/20; B42F 9/00
See application file for complete search history.

(56) **References Cited**

U.S. PATENT DOCUMENTS

- 2,412,325 A * 12/1946 Devine B65D 21/022
206/508
- 3,109,575 A 11/1963 Aldington et al.
- D207,727 S * 5/1967 Benes D7/560
- 3,515,306 A 6/1970 Roper et al.
- 4,412,630 A 11/1983 Daenen
- D286,026 S 10/1986 Rayner
- D374,793 S 10/1996 Eickel
- D389,058 S 1/1998 Landis
- D398,997 S 9/1998 Taylor
- D482,575 S * 11/2003 Mountain D7/586
- D495,564 S * 9/2004 Bodum D7/587
- D499,307 S * 12/2004 Stilz D7/587

(Continued)

Primary Examiner — Cynthia R Underwood
(74) *Attorney, Agent, or Firm* — Edward S. Sherman

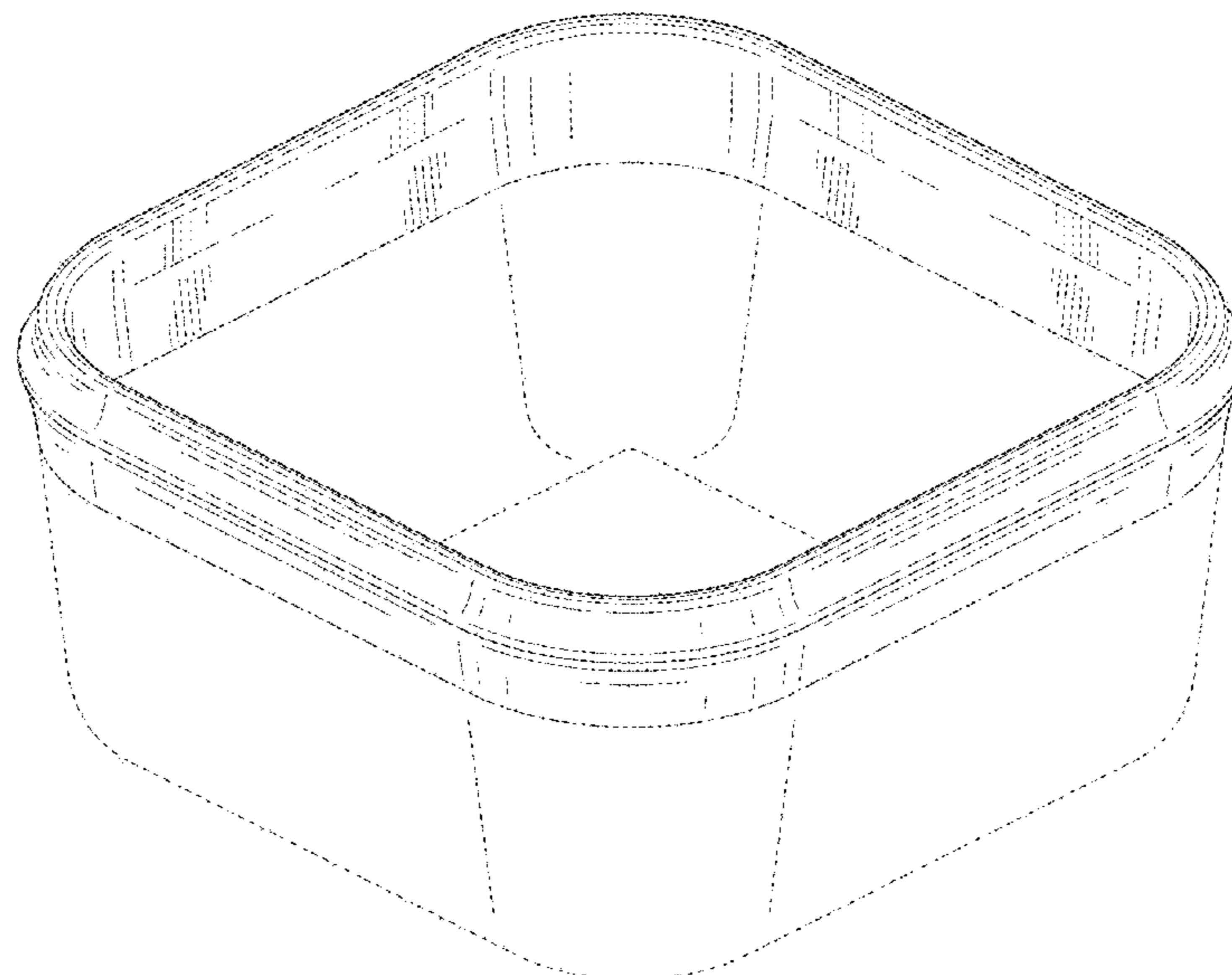
(57) **CLAIM**

The ornamental design for a storage container, substantially as shown and described.

DESCRIPTION

FIG. 1 is a cross sectional elevation view of a first embodiment of the “storage container”, showing my new design that is taken at line 1-1 in FIG. 4;
FIG. 2 is a side elevation view thereof;
FIG. 3 is a perspective view thereof;
FIG. 4 is a top plan view thereof
FIG. 5 is a bottom plan view thereof;
FIG. 6 is a cross sectional elevation view of a second embodiment of the “storage container”, showing my new design that is taken at line 6-6 in FIG. 9;
FIG. 7 is a side elevation view thereof;
FIG. 8 is a perspective view thereof;
FIG. 9 is a top plan view thereof; and,
FIG. 10 is a bottom plan view thereof.
The broken lines represent unclaimed portions of the storage container and form not part of the claim. The boundary lines represent boundaries of the claim and form no part of the claim.

1 Claim, 8 Drawing Sheets



(56)

References Cited

U.S. PATENT DOCUMENTS

D730,112	S	5/2015	Yessin et al.	
D731,241	S	6/2015	Yessin et al.	
D737,634	S *	9/2015	Brown	D7/396.6
D740,164	S *	10/2015	Pettigrew	D11/153
D740,165	S *	10/2015	Pettigrew	D11/153
D742,585	S *	11/2015	Bennett	D27/136
D750,424	S	3/2016	Shirley et al.	
D750,425	S	3/2016	Shirley et al.	
D751,335	S	3/2016	Shirley et al.	
D760,951	S *	7/2016	Bennett	D27/136
D761,061	S *	7/2016	MccConnell	D7/587
D763,626	S *	8/2016	Westrick	D7/584
D773,239	S	12/2016	Taylor	
D774,887	S	12/2016	Torrison et al.	
D784,442	S *	4/2017	Grassmayr	D17/99
D786,624	S *	5/2017	Passot	D7/584
D801,110	S	10/2017	Samoff et al.	
D807,121	S *	1/2018	Mittal	D7/587
D816,396	S	5/2018	Eades et al.	
D816,500	S	5/2018	Torrison et al.	
D824,216	S *	7/2018	Nicoletos	D7/584
D828,726	S *	9/2018	Epley	D7/602
D829,545	S *	10/2018	Thurin	D9/425
2014/0069925	A1 *	3/2014	Hwang	B65D 45/22 220/315
2015/0021321	A1 *	1/2015	Gosen	B65D 21/0223 220/23.83
2015/0232242	A1 *	8/2015	Carlson	B65D 43/02 220/367.1

* cited by examiner




FIG. 1




FIG. 2

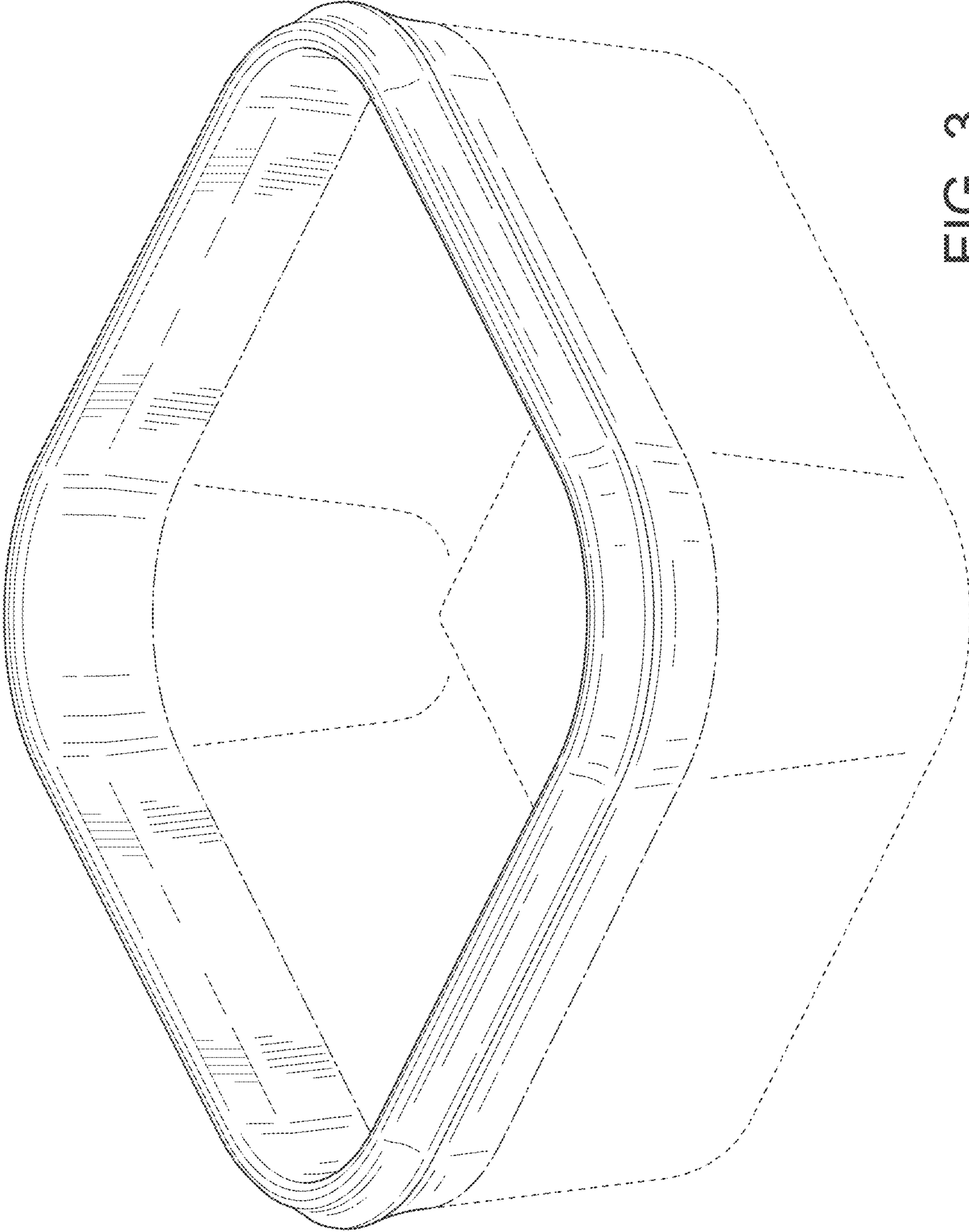


FIG. 3




FIG. 4




FIG. 5




FIG. 6



FIG. 7

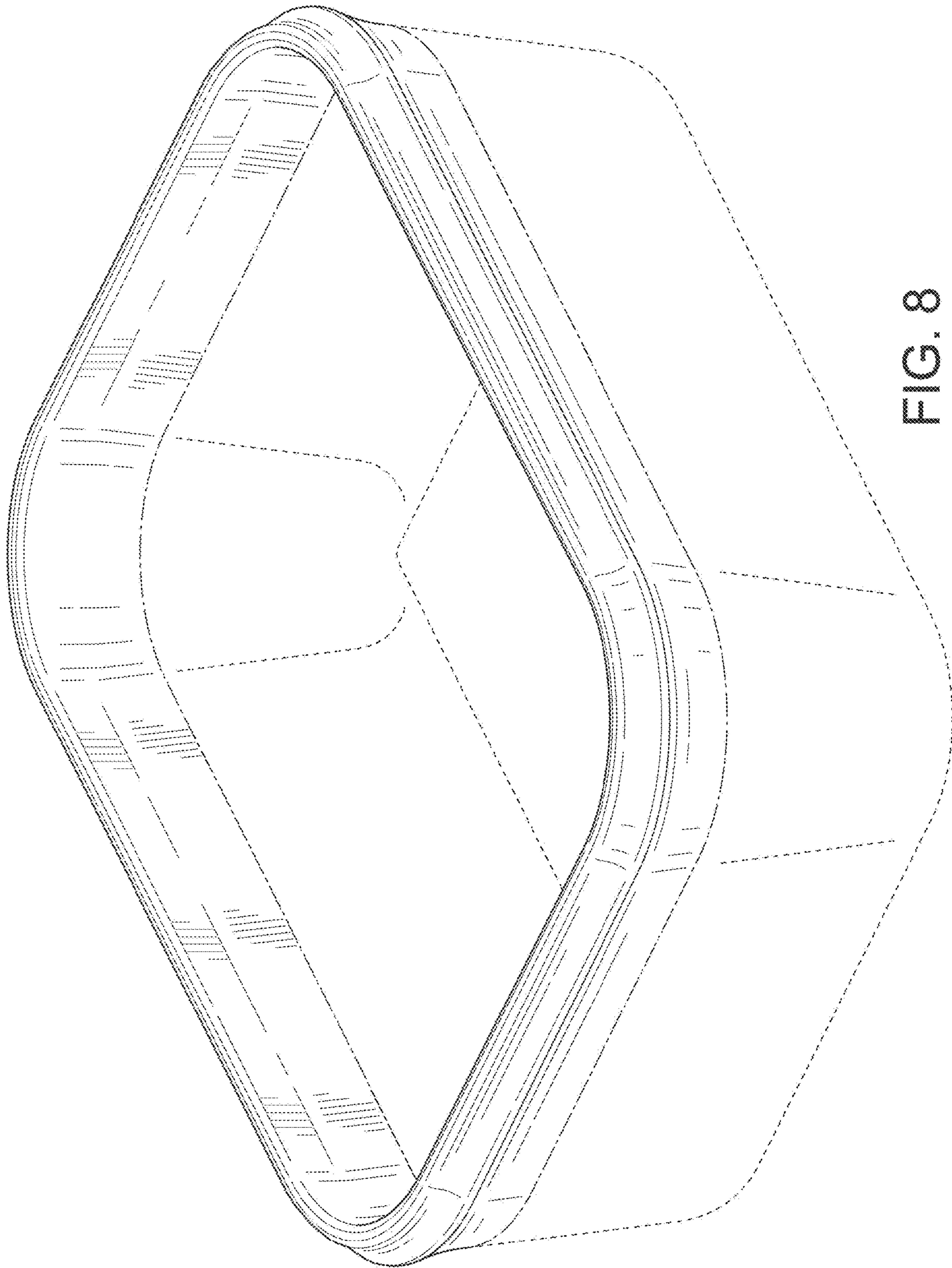


FIG. 8

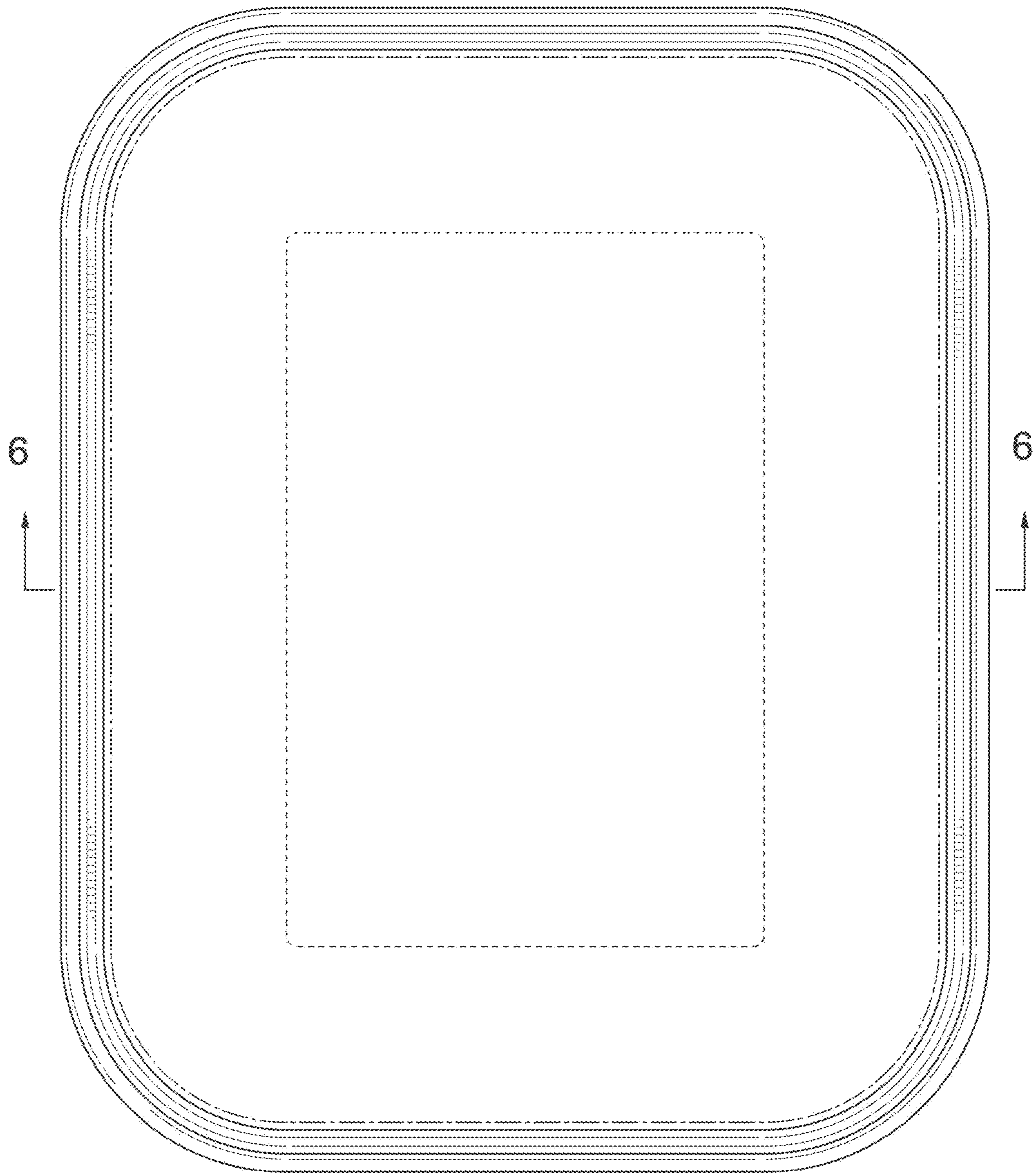


FIG. 9




FIG. 10