



US00D878868S

(12) **United States Design Patent**
Pisarevsky

(10) **Patent No.:** **US D878,868 S**

(45) **Date of Patent:** **** Mar. 24, 2020**

(54) **BEVERAGE CONTAINER**

(71) Applicant: **Arie Pisarevsky**, Montreal (CA)

(72) Inventor: **Arie Pisarevsky**, Montreal (CA)

(**) Term: **15 Years**

(21) Appl. No.: **29/633,617**

(22) Filed: **Jan. 15, 2018**

(51) **LOC (12) Cl.** **07-01**

(52) **U.S. Cl.**
USPC **D7/511**

(58) **Field of Classification Search**
USPC D7/396.2, 300.1, 608, 509, 511, 510,
D7/523, 591, 597, 598; D9/772, 777,
D9/778, 779, 780, 516, 544, 545, 546,
D9/549
CPC A47G 19/22; A47G 19/2266; A47G
23/0241; A47J 43/27; A47J 36/14; B65D
41/04; B65D 41/056; B65D 43/02; A45F
3/16
See application file for complete search history.

(56) **References Cited**

U.S. PATENT DOCUMENTS

D569,252 S * 5/2008 Borsari D9/500
D605,040 S * 12/2009 Fry D9/500
D654,794 S * 2/2012 Morais D9/500
D674,146 S * 1/2013 Bae D28/76
D680,435 S * 4/2013 Wanet D9/500
D697,407 S * 1/2014 Hines D9/500
D699,516 S * 2/2014 Kim D7/510
D702,553 S * 4/2014 Jentzsch D9/500
D708,524 S * 7/2014 White D9/504
D732,972 S * 6/2015 Barroso Miana D9/688
D786,679 S * 5/2017 Barroso Miana D9/504
D799,900 S * 10/2017 Santos D7/510
D808,810 S * 1/2018 Rajesh D9/516

D826,052 S * 8/2018 Harris D9/500
D830,774 S * 10/2018 Jacobsen D7/511
D832,058 S * 10/2018 Pisarevsky D7/608
D832,651 S * 11/2018 Wiet D7/511
D839,683 S * 2/2019 Wong D7/608
D846,355 S * 4/2019 Pisarevsky D7/511
D851,996 S * 6/2019 Umholtz D7/511
D856,082 S * 8/2019 Yao D7/507
D857,505 S * 8/2019 Hines D9/500
D858,287 S * 9/2019 Hines D9/500
D859,087 S * 9/2019 Tarbutton D7/607
D862,992 S * 10/2019 Wong D7/608
D867,068 S * 11/2019 Jacobsen D7/511
2007/0051687 A1* 3/2007 Olson B21D 51/38
215/44
2008/0011702 A1* 1/2008 Walsh B65D 1/0207
215/44
2010/0084362 A1* 4/2010 Letchinger B65D 1/06
215/200
2016/0270602 A1* 9/2016 Casey B65B 29/10

* cited by examiner

Primary Examiner — Derrick E Holland

Assistant Examiner — Andrew Kerr

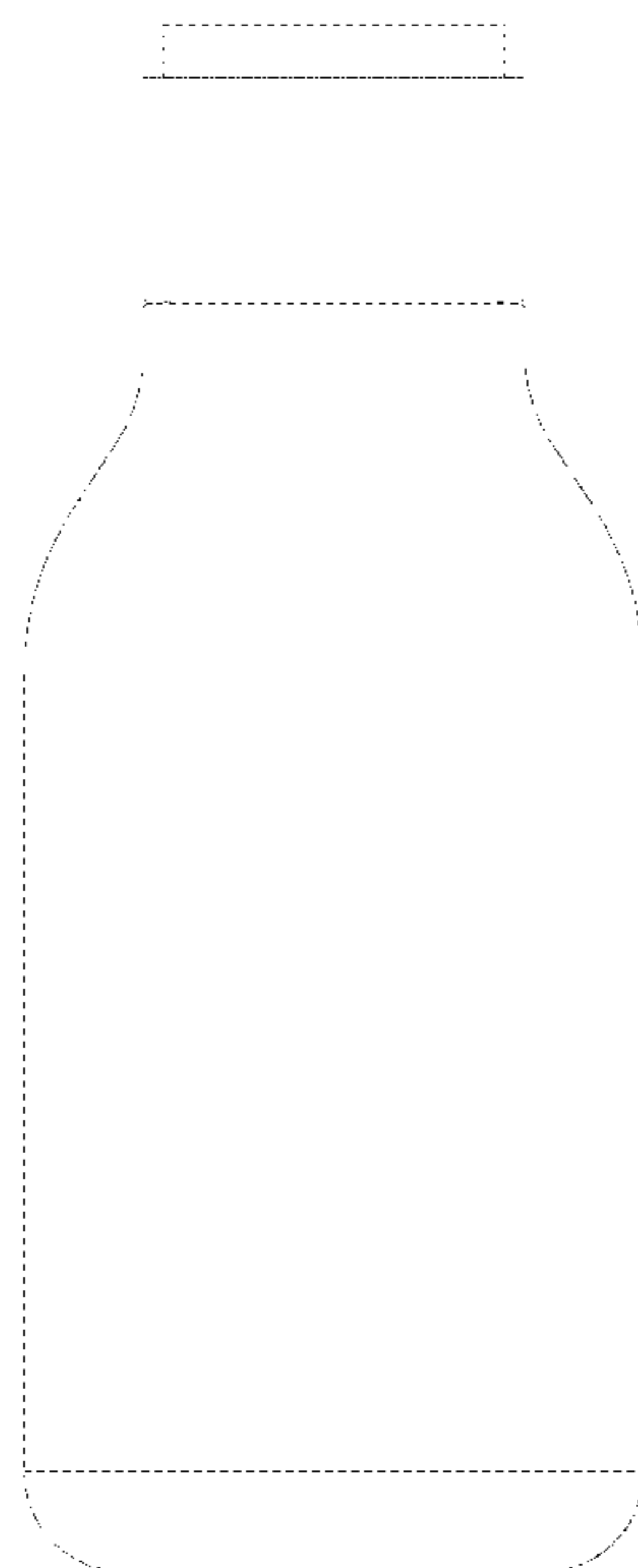
(57) **CLAIM**

The ornamental design for a beverage container, as shown and described.

DESCRIPTION

FIG. 1 is a front view of a beverage container, showing my new design;
FIG. 2 is a perspective view thereof;
FIG. 3 is a front exploded perspective view thereof;
FIG. 4 is a bottom exploded perspective view thereof;
FIG. 5 is a top view of FIG. 1; and,
FIG. 6 is a bottom view thereof.
The broken lines in the drawing depict portions of the beverage container that form no part of the claimed design.

1 Claim, 5 Drawing Sheets






Fig. 1




Fig. 2




Fig. 3

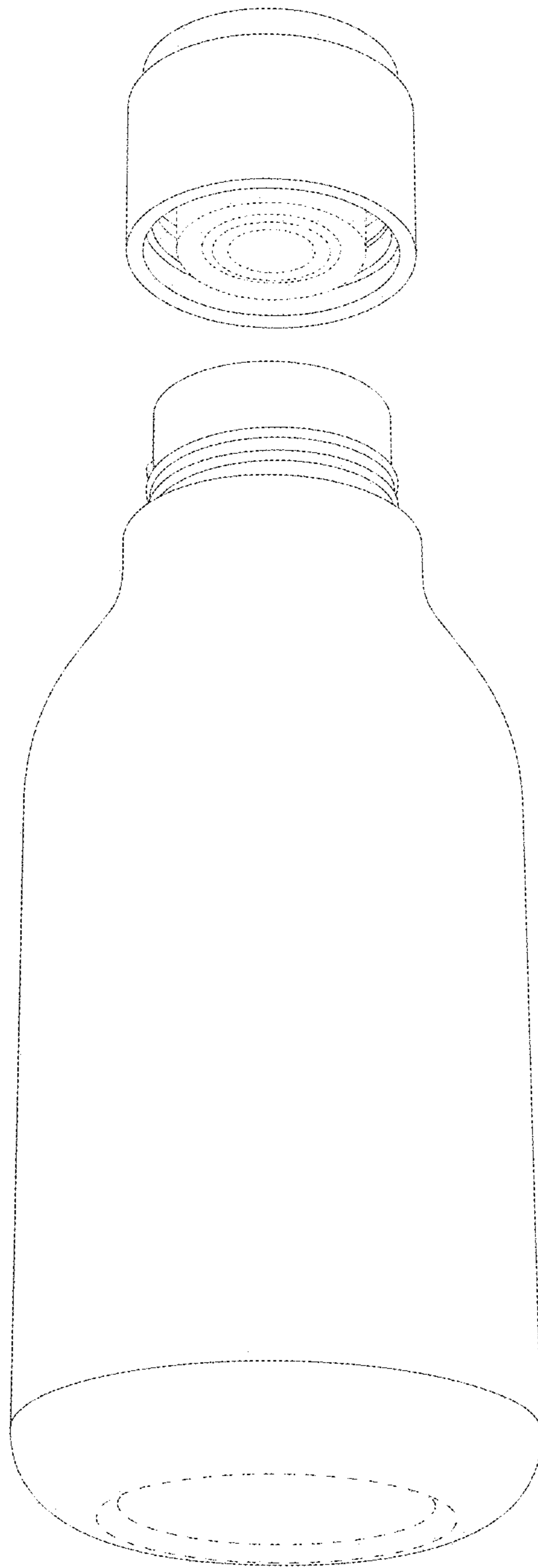


Fig. 4

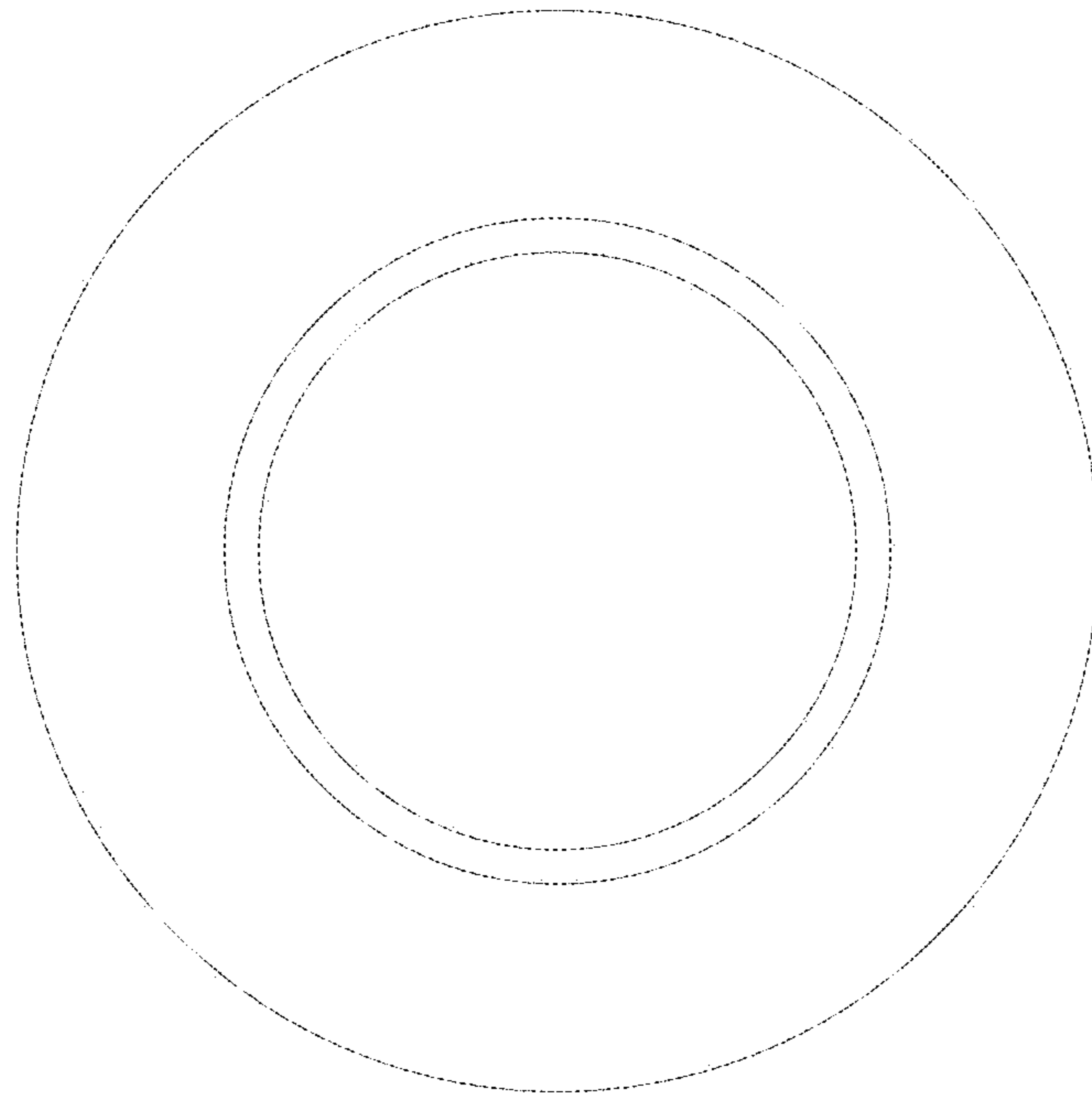


Fig. 5

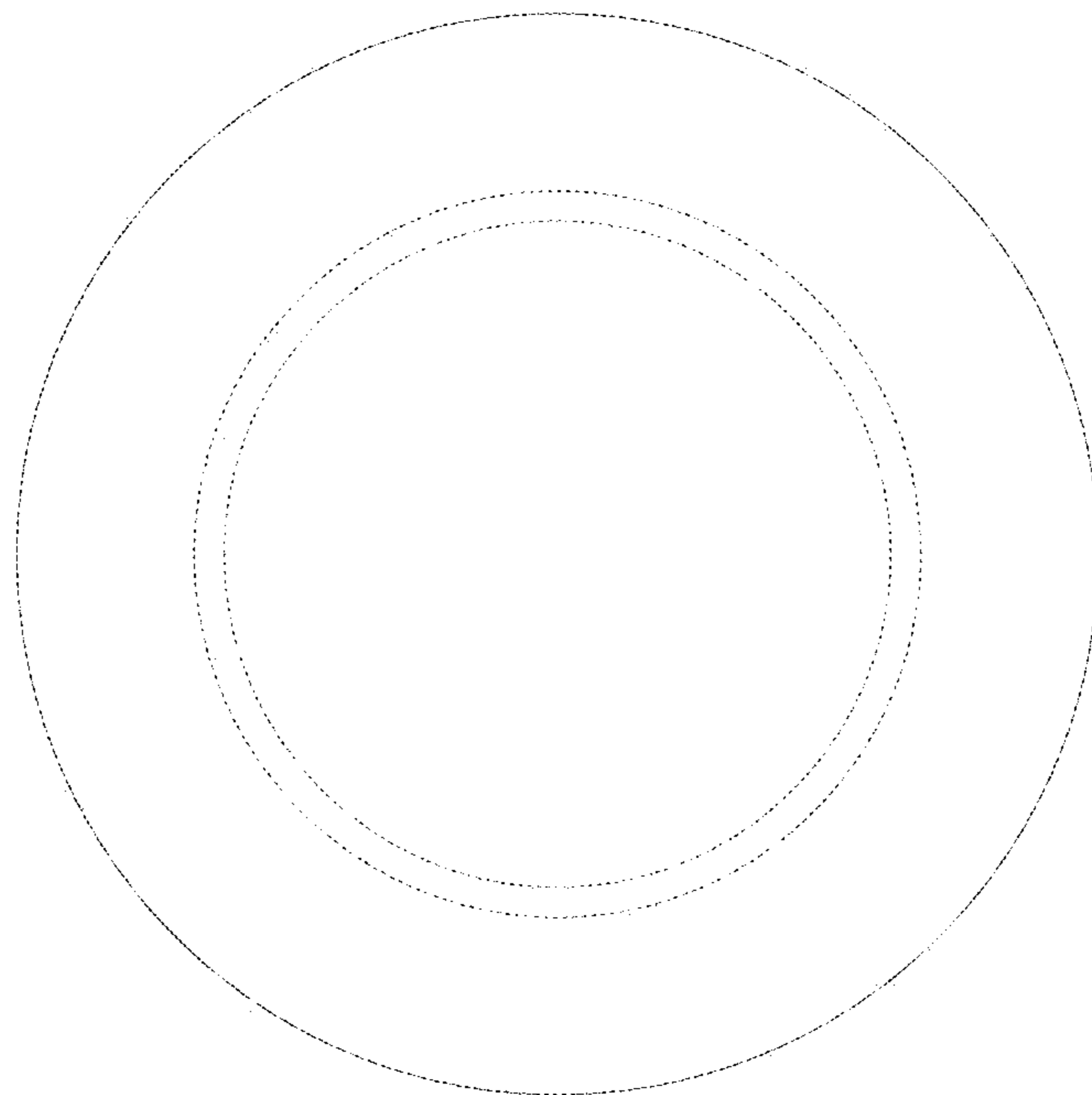


Fig. 6