



US00D878859S

(12) **United States Design Patent**
Kamper et al.

(10) **Patent No.:** **US D878,859 S**
(45) **Date of Patent:** **** Mar. 24, 2020**

(54) **GAS COOK TOP CONTROL PANEL**

(71) Applicants: **BSH Home Appliances Corporation**,
Irvine, CA (US); **BSH Hausgeräte**
GmbH, Munich (DE)

(72) Inventors: **Heather Kamper**, Newport Beach, CA
(US); **Andy Mok**, Stanton, CA (US)

(73) Assignees: **BSH Home Appliances Corporation**,
Irvine, CA (US); **BSH Hausgeräte**
GmbH, Munich (DE)

(**) Term: **15 Years**

(21) Appl. No.: **29/658,872**

(22) Filed: **Aug. 3, 2018**

Related U.S. Application Data

(62) Division of application No. 29/629,396, filed on Dec.
13, 2017, now Pat. No. Des. 840,752, which is a
division of application No. 29/529,267, filed on Jun.
5, 2015, now Pat. No. Des. 811,164.

(51) **LOC (12) Cl.** **07-02**

(52) **U.S. Cl.**
USPC **D7/408**

(58) **Field of Classification Search**
USPC D7/402-407, 323, 346-349, 332, 351,
D7/350.1-350.4, 339-340
CPC .. F24C 3/002; F24C 3/00; F24C 15/02; F24C
7/00; F24C 5/00; H05B 1/0263; H05B
1/0261
See application file for complete search history.

(56) **References Cited**

U.S. PATENT DOCUMENTS

D555,976 S * 11/2007 Baldwin D7/405
D612,684 S * 3/2010 Baker D7/405

D612,685 S * 3/2010 Baker D7/405
D663,583 S * 7/2012 Segers D7/402
D666,054 S * 8/2012 Segers D7/406
D736,027 S * 8/2015 Funnell, II et al. D7/339
D755,558 S * 5/2016 Lee D7/340
D804,245 S * 12/2017 Segers D7/402
D808,717 S * 1/2018 Funnell, II D7/406
D811,164 S * 2/2018 Kamper D7/408
D812,410 S * 3/2018 Kim D7/346
D812,958 S * 3/2018 Kim D7/346
D843,159 S * 3/2019 Kim D7/346

* cited by examiner

Primary Examiner — Michelle E. Wilson

(74) *Attorney, Agent, or Firm* — Michael E. Tschupp;
Andre Pallapies; Brandon G. Braun

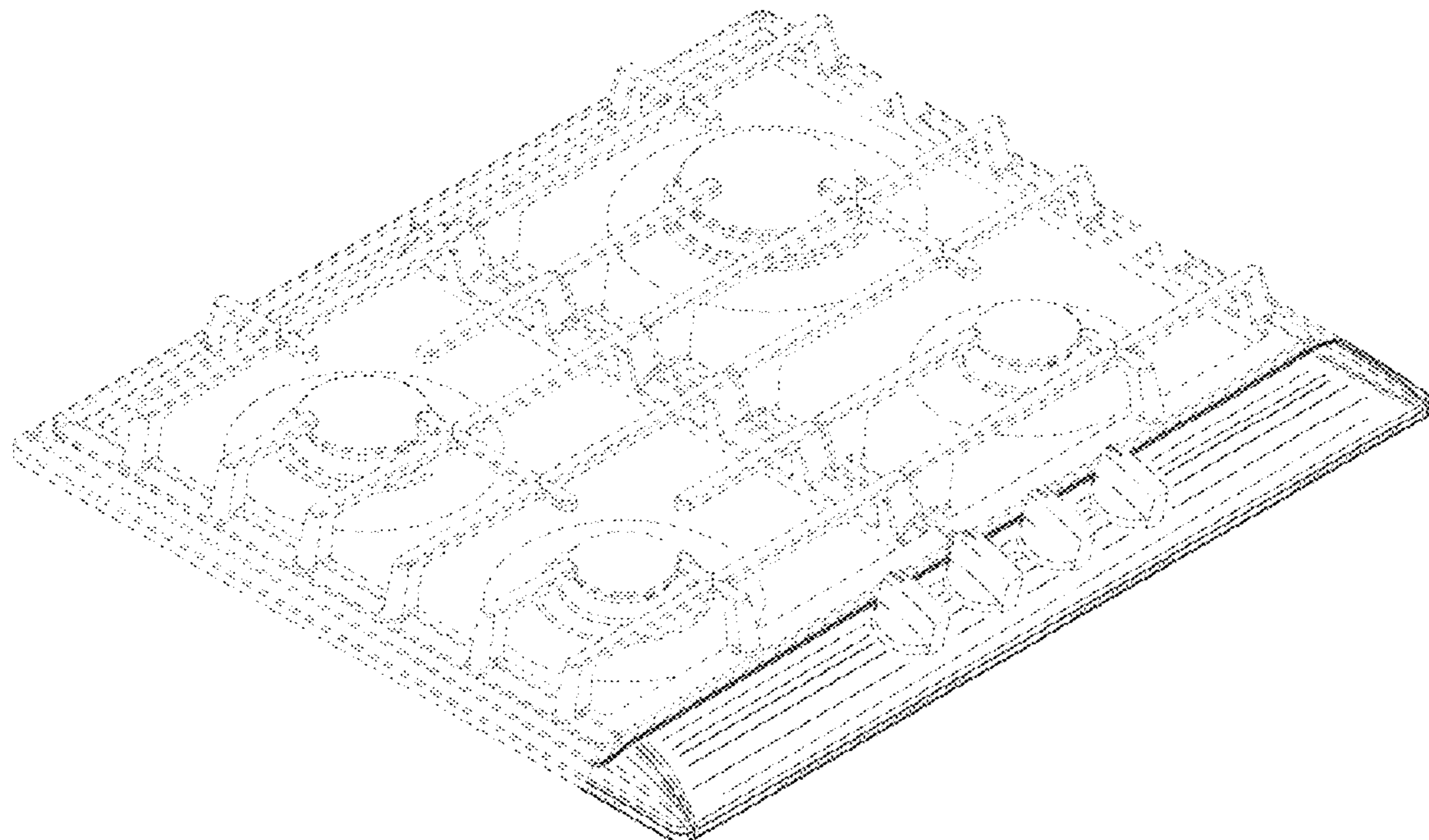
(57) **CLAIM**

The ornamental design for a gas cook top control panel, as
shown and described.

DESCRIPTION

FIG. 1 is a perspective view of a gas cook top control panel
according to our new ornamental design;
FIG. 2 is a top view thereof;
FIG. 3 is a bottom view thereof;
FIG. 4 is a left side view thereof, with the right side view
thereof being a minor image thereof; and,
FIG. 5 is a front view thereof.
The broken lines showing environment form no part of the
claimed design.
The dotted lines represent the border between claimed and
unclaimed subject matter and form no part of the claimed
design.

1 Claim, 4 Drawing Sheets



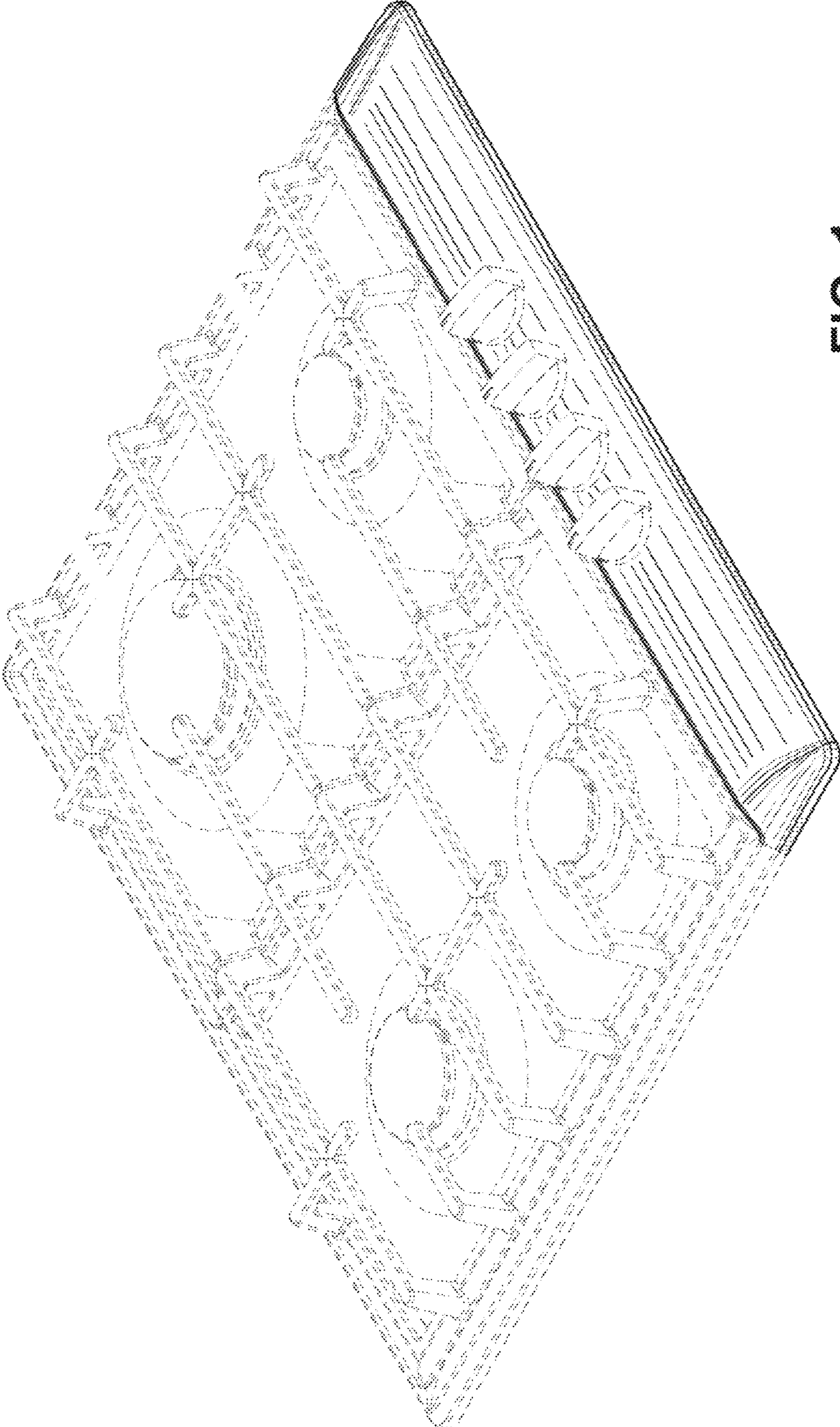


FIG. 1

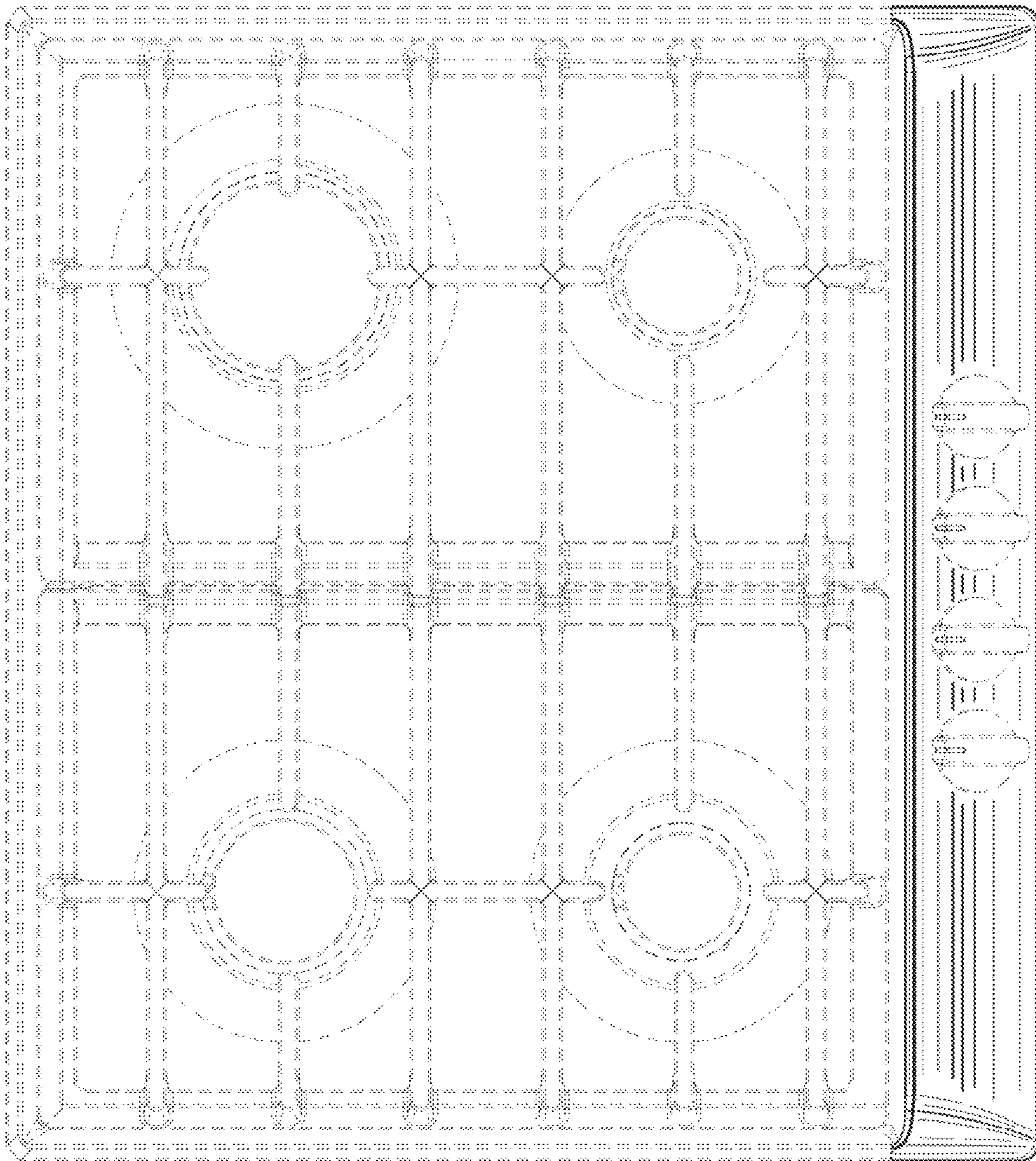


FIG. 2

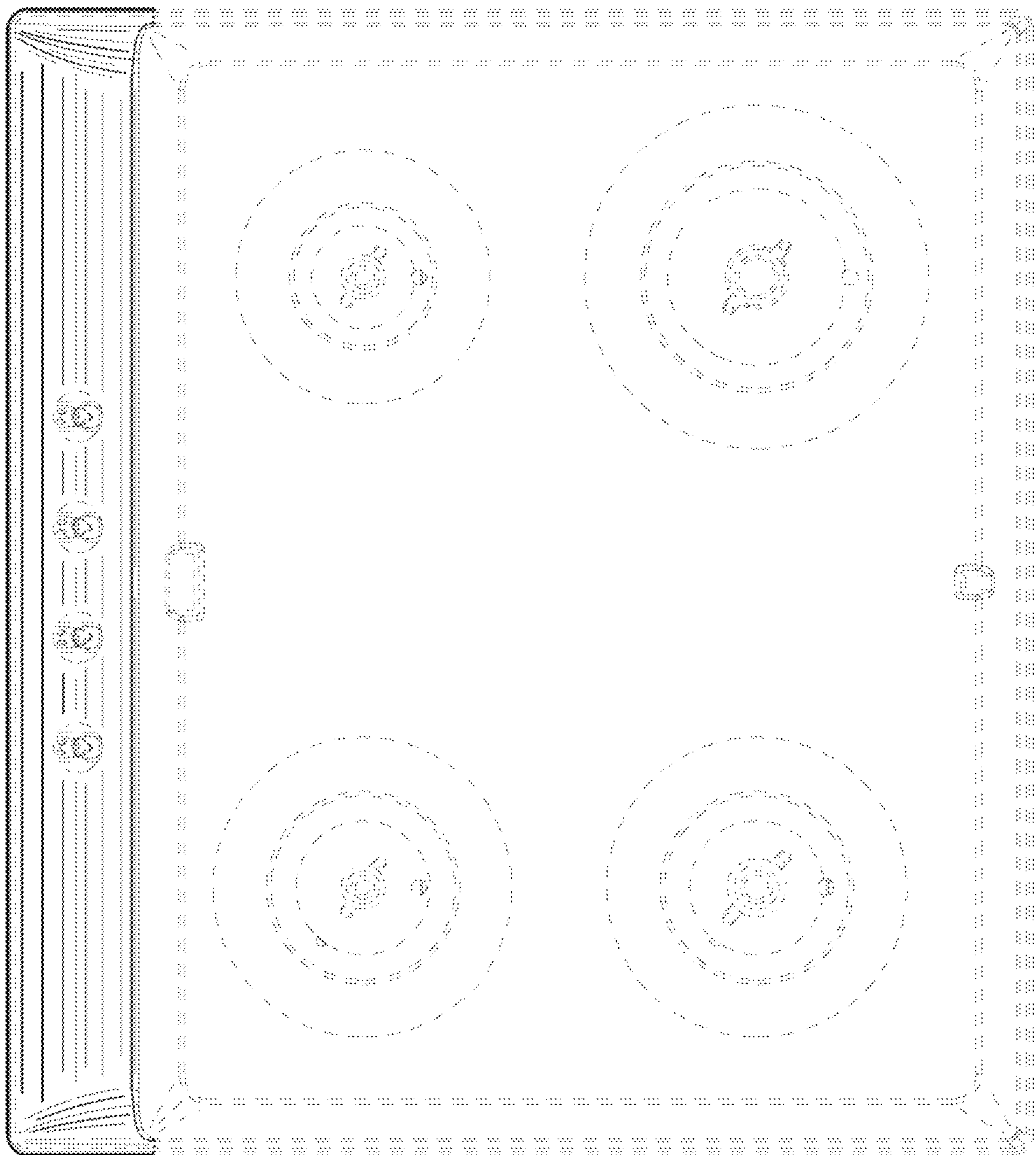


FIG. 3




FIG. 4



FIG. 5