



US00D878841S

(12) **United States Design Patent**
Bergström

(10) **Patent No.:** **US D878,841 S**

(45) **Date of Patent:** **** Mar. 24, 2020**

(54) **SHAKER WITH LID**

(71) Applicant: **Herobility AB**, Västerås (SE)

(72) Inventor: **Mikael Bergström**, Västerås (SE)

(73) Assignee: **Herobility AB**, Västerås (SE)

(**) Term: **15 Years**

(21) Appl. No.: **29/666,165**

(22) Filed: **Oct. 10, 2018**

(30) **Foreign Application Priority Data**

Apr. 11, 2018 (EM) 005231040-0002
Apr. 11, 2018 (EM) 005231040-0006
Apr. 11, 2018 (EM) 005231040-0009
Apr. 11, 2018 (EM) 005231040-0010

(51) **LOC (12) Cl.** **07-01**

(52) **U.S. Cl.**
USPC **D7/300.1; D7/523; D7/514; D7/515**

(58) **Field of Classification Search**
USPC D7/507, 509, 510, 511, 514, 515, 516,
D7/519, 523, 533, 534, 535, 536, 608,
D7/300.1, 300.2, 629, 300, 401.1, 392.1,
D7/396.2, 318, 317, 665, 624.1, 624.2;
D9/500, 501, 502, 503, 504, 435, 436;
D24/197
CPC A47G 19/22; A47G 19/2288; A47G
19/2205; A47G 19/2211; A47G 19/2266;
A47G 19/2272; B65D 47/066; A45F
3/16; A47J 41/02; A47J 41/0088
See application file for complete search history.

(56) **References Cited**

U.S. PATENT DOCUMENTS

3,411,659 A * 11/1968 Seifert B65F 1/16
220/287
D272,793 S * 2/1984 Appel D7/510

D512,880 S * 12/2005 de Groote D7/400
D652,256 S * 1/2012 Eyal D7/510
D729,569 S * 5/2015 Herbst D7/392
D747,936 S * 1/2016 Chitayat D7/510
D748,943 S * 2/2016 Miller D7/392.1
D756,718 S * 5/2016 Breit D7/665
D808,711 S * 1/2018 Joseph D7/392.1
D811,810 S * 3/2018 Joseph D7/392.1
D814,855 S * 4/2018 Hammer D7/392.1
D814,881 S * 4/2018 Kolano D7/629
D815,900 S * 4/2018 Guan D7/505
D817,084 S * 5/2018 Hammer D7/392.1
D821,146 S * 6/2018 Steinmann D7/510
D836,409 S * 12/2018 Silsby D7/665
D836,985 S * 1/2019 Otto D7/510
D842,051 S * 3/2019 Laustsen D7/624.2
D843,174 S * 3/2019 Zhang D7/510

(Continued)

Primary Examiner — Jae Liang

(74) *Attorney, Agent, or Firm* — Dilworth & Barrese,
LLP

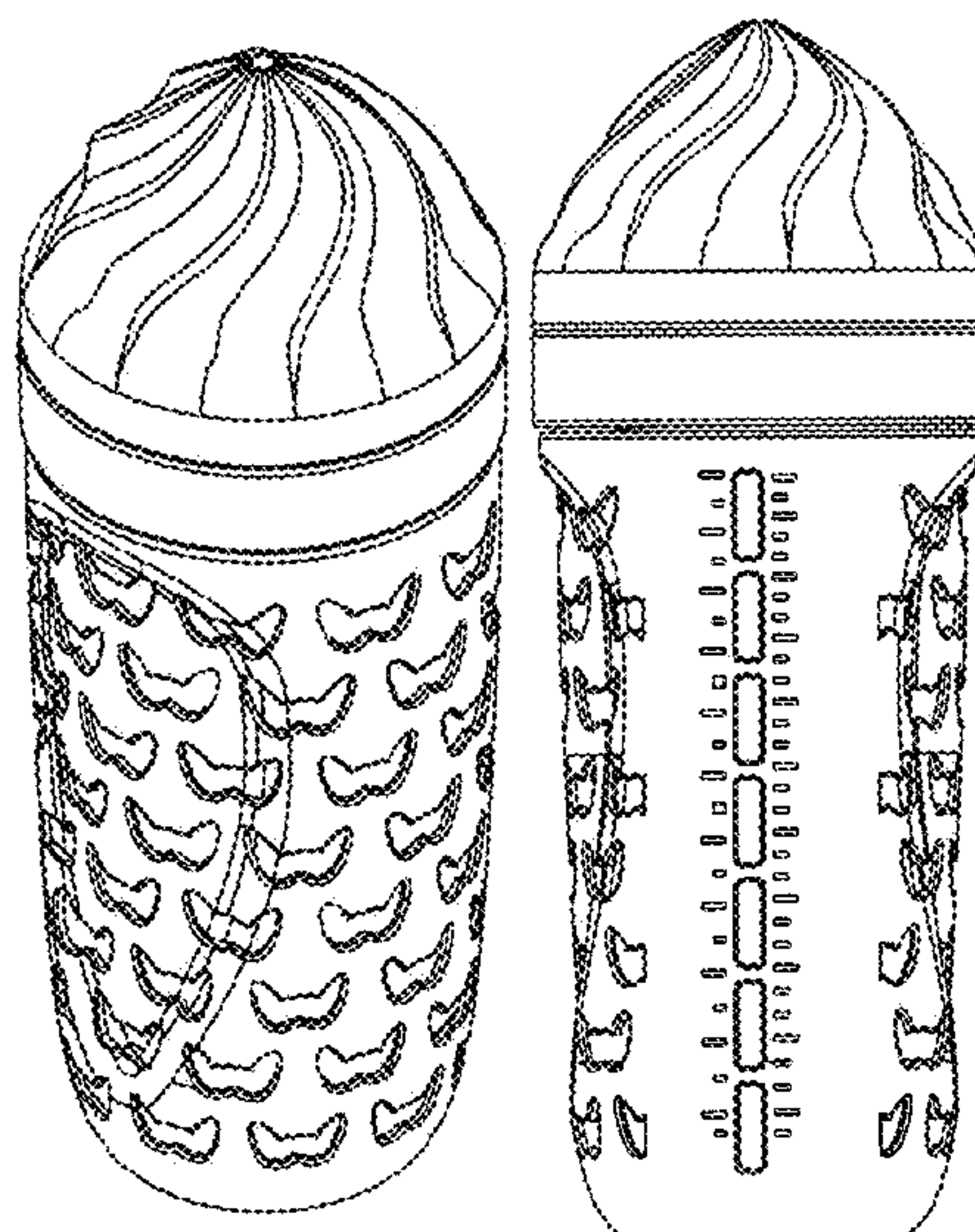
(57) **CLAIM**

The ornamental design for a shaker with lid, as shown and described.

DESCRIPTION

FIG. 1 is a left side front perspective view from above of a shaker with lid showing my new design;
FIG. 2 is a front elevational view of the shaker with lid of FIG. 1;
FIG. 3 is a rear elevational view of the shaker with lid of FIGS. 1 and 2;
FIG. 4 is a left side elevational view of the shaker with lid of FIGS. 1-3;
FIG. 5 is a right side elevational view of the shaker with lid of FIGS. 1-4;
FIG. 6 is an enlarged top plan view of the shaker with lid of FIGS. 1-5; and,
FIG. 7 is an enlarged bottom plan view of the shaker with lid of FIGS. 1-6.

1 Claim, 7 Drawing Sheets



(56)

References Cited

U.S. PATENT DOCUMENTS

D845,073 S * 4/2019 Liu D7/507
D848,792 S * 5/2019 Duvigneau D7/510
D860,734 S * 9/2019 Zappala D7/624.2
2015/0201775 A1* 7/2015 Sorensen A47G 19/2266
222/482
2019/0161251 A1* 5/2019 Fang A47G 19/2266

* cited by examiner




Fig. 1

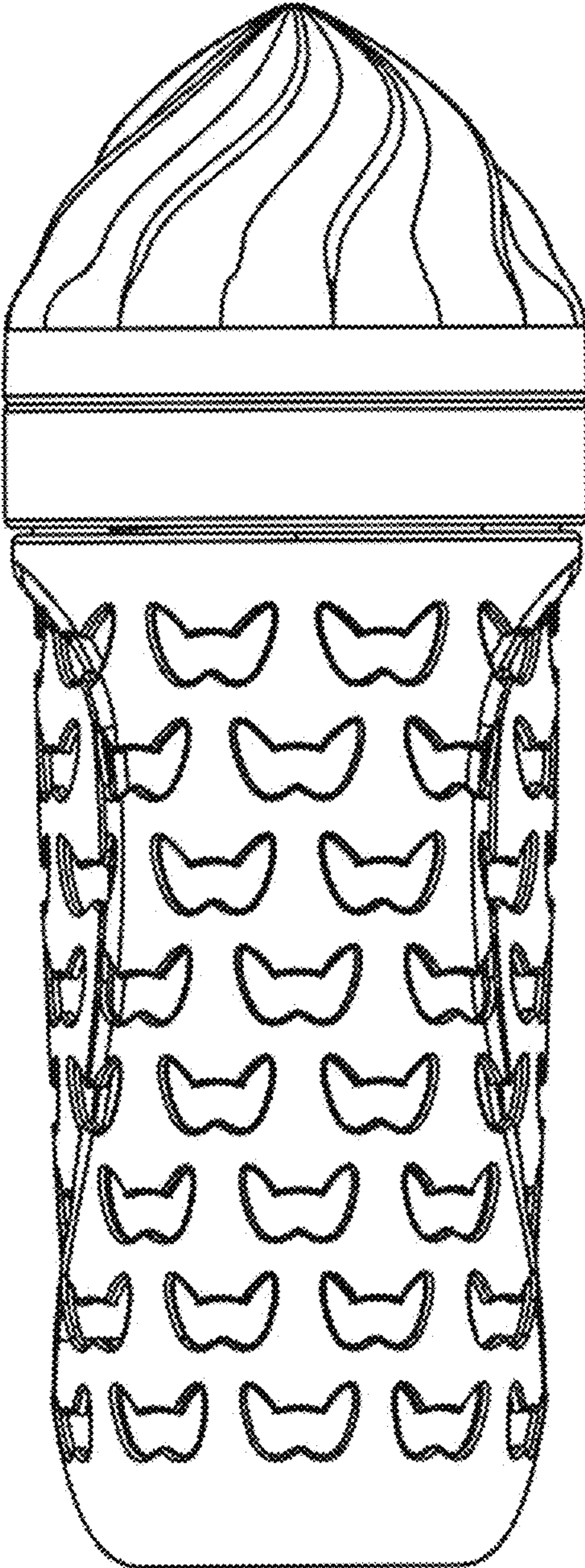


Fig. 2

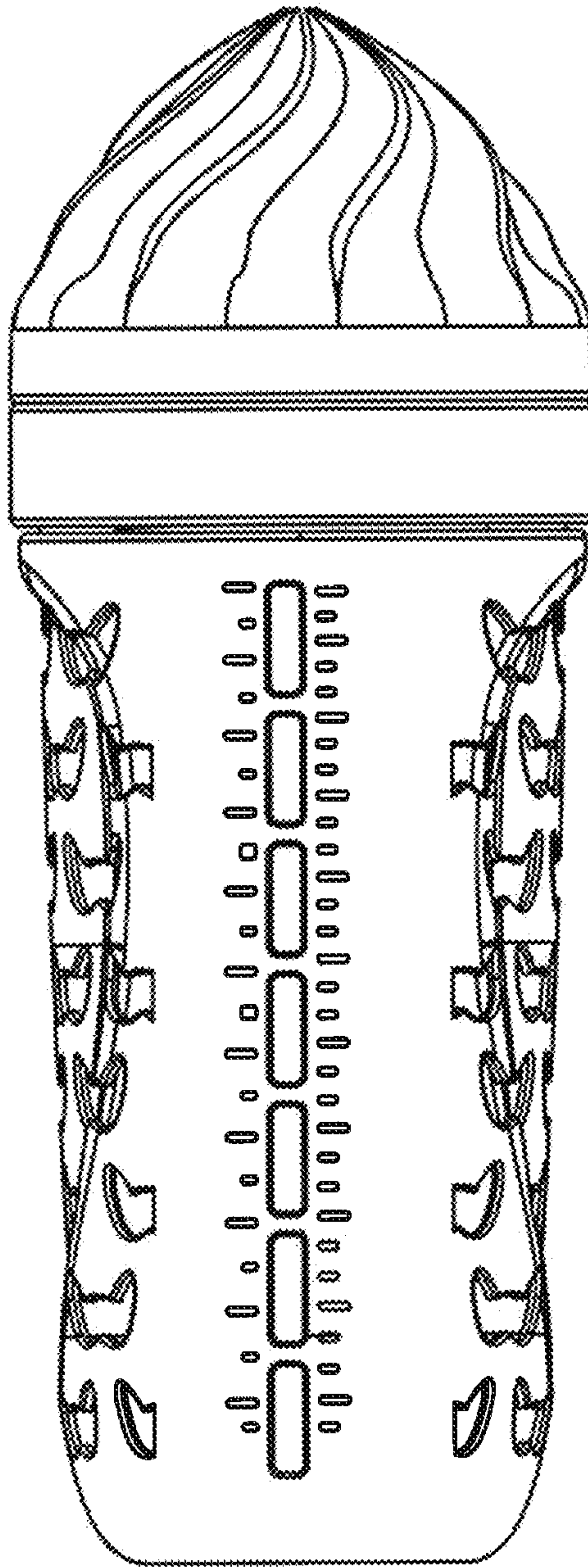


Fig. 3

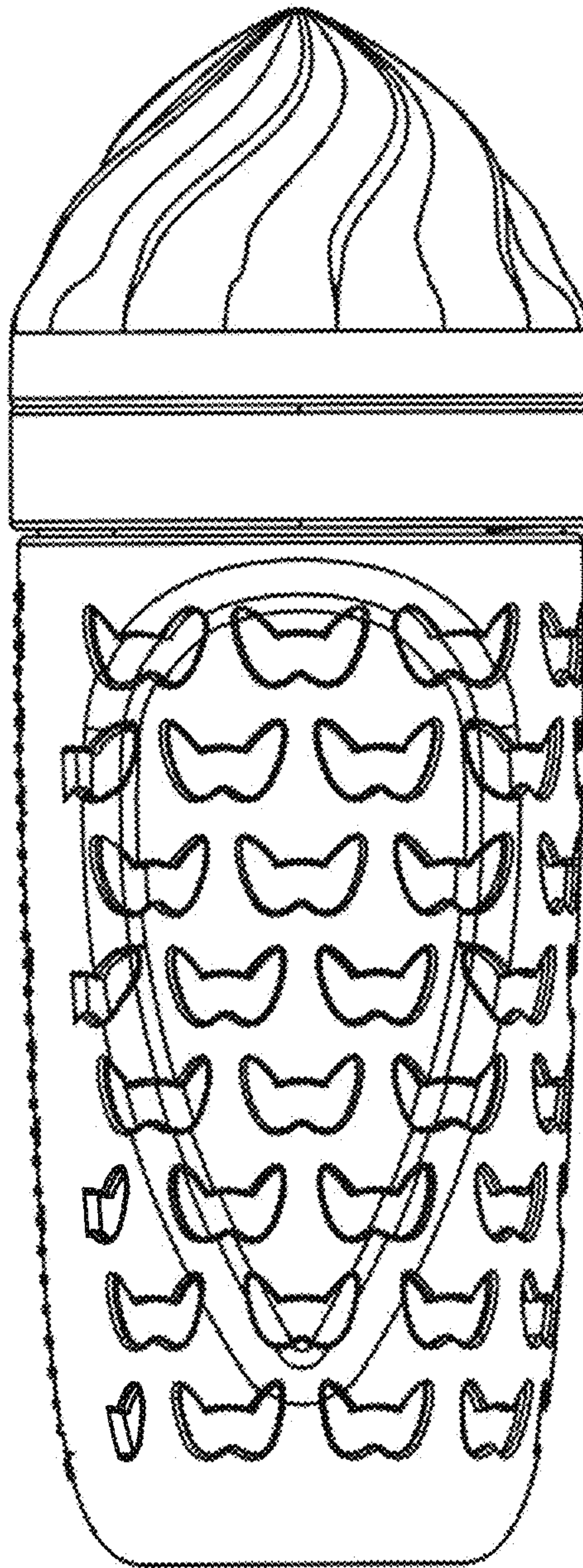


Fig. 4

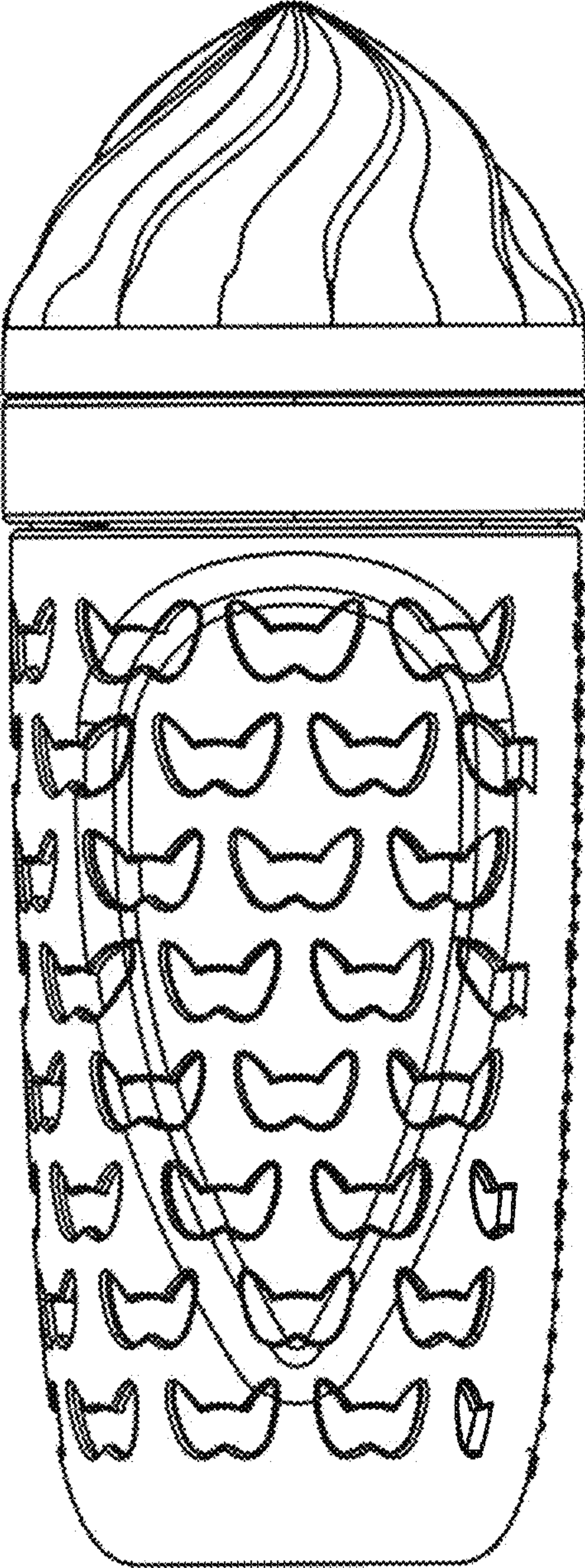


Fig. 5




Fig. 6

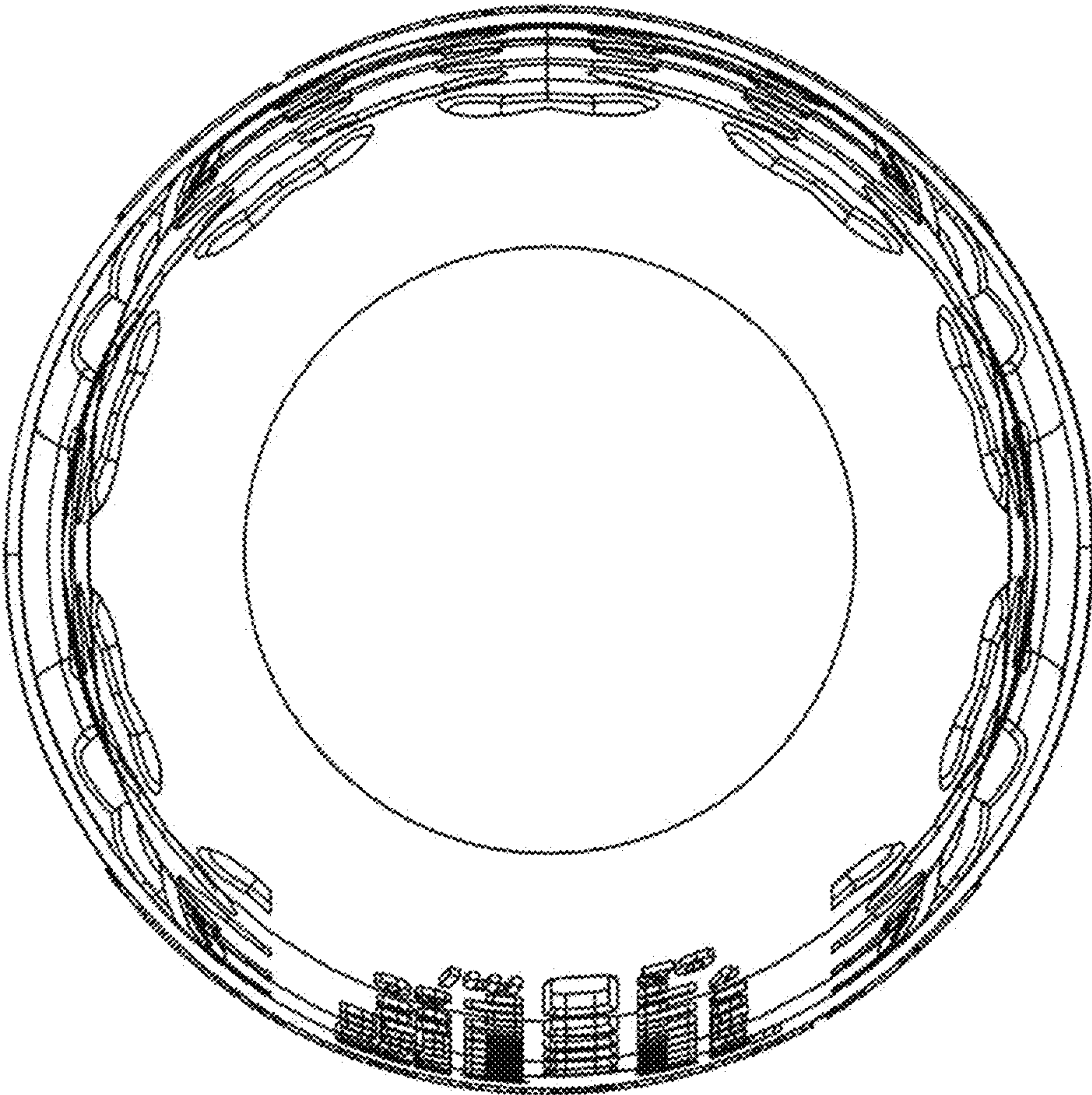


Fig. 7