



US00D878811S

(12) **United States Design Patent** (10) **Patent No.:** **US D878,811 S**
Chhabra (45) **Date of Patent:** **** Mar. 24, 2020**

(54) **YOGA TOWEL**
(71) Applicant: **Absolute Minds LLC**, Mountain View, CA (US)

7,003,825 B1 2/2006 Levings
D518,990 S * 4/2006 Brogden D6/603
D554,423 S * 11/2007 Huffman D6/582
(Continued)

(72) Inventor: **Rohit Chhabra**, Mountain View, CA (US)

FOREIGN PATENT DOCUMENTS

(**) Term: **15 Years**

CN 304362200 * 11/2017
KR 300652707.0000 * 7/2012

(21) Appl. No.: **29/600,495**

OTHER PUBLICATIONS

(22) Filed: **Apr. 13, 2017**

Yoga Towel, Aviska, shopaviska.com, author not listed, published on Oct. 30, 2015 per wayback machine © 2016 Aviska Athletics, online, site visited Dec. 10, 2019. Available at URL: <http://www.shopaviska.com> (Year: 2015).*

(51) **LOC (12) Cl.** **06-13**

(52) **U.S. Cl.**
USPC **D6/608**; 6/13

(58) **Field of Classification Search**
USPC D6/603, 608, 617-619, 582, 613;
D2/719; D30/160; 206/812; D12/203;
52/660

Primary Examiner — Marissa J Cash
Assistant Examiner — Altaira J Swangin
(74) *Attorney, Agent, or Firm* — Chhabra Law Firm, PC

CPC A61B 50/37; A47K 10/02; A47G 9/0223
See application file for complete search history.

(57) **CLAIM**

(56) **References Cited**

The ornamental design for a yoga towel, as shown and described.

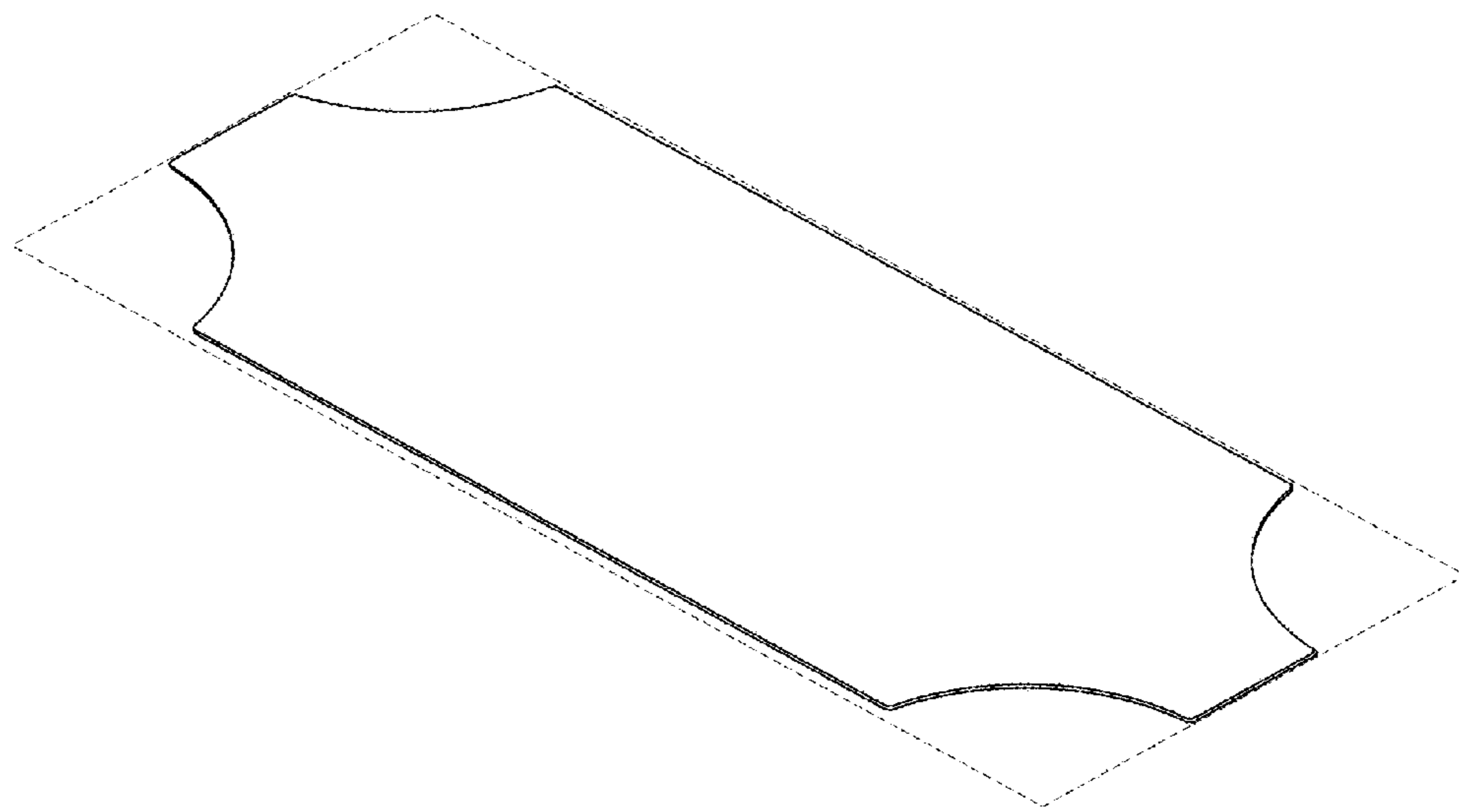
U.S. PATENT DOCUMENTS

DESCRIPTION

2,060,238 A * 11/1936 Mial D06F 43/00
134/34
3,034,132 A * 5/1962 Landsberger A41B 13/06
2/69.5
3,445,083 A * 5/1969 Moss A47G 27/0206
248/188.9
4,382,303 A * 5/1983 Lunt A41D 13/1236
2/114
5,046,204 A 9/1991 Mohler
D354,155 S * 1/1995 Hrycyna D29/100
5,699,568 A * 12/1997 Couldridge A61G 1/01
5/110
D414,645 S 10/1999 Cooper
D429,437 S * 8/2000 Valenti D6/582
D481,248 S * 10/2003 Maxwell D6/595
6,659,551 B1 * 12/2003 Arenas B60N 2/6027
160/23.1
D485,528 S * 1/2004 Gray D12/401
D507,444 S * 7/2005 Emery D6/583

FIG. 1 is a top perspective view of a yoga towel, showing my new design;
FIG. 2 is a top view thereof, the bottom view being a mirror image thereof.
FIG. 3 is a right side view thereof, the left side being a mirror image thereof. The broken lines are not shown for clarity of disclosure; and,
FIG. 4 is a front view thereof, the back view being a mirror image thereof. The broken lines are not shown for clarity of disclosure.
The broken lines in the drawings depict the environment in which the claimed design is used. The broken lines depict unclaimed subject matter only and form no part of the claimed design.

1 Claim, 3 Drawing Sheets



(56)

References Cited

U.S. PATENT DOCUMENTS

D573,076	S *	7/2008	Muller	D12/203
D642,844	S *	8/2011	Cheris	D6/582
D648,252	S *	11/2011	Yang	D12/203
D654,749	S	2/2012	Gette et al.	
8,403,897	B2 *	3/2013	Hayes	A45D 34/04 15/222
D694,043	S	11/2013	Heyman	
D698,187	S	1/2014	Kazarska et al.	
8,733,836	B2 *	5/2014	Gross	A47C 7/22 297/228.12
D707,057	S	6/2014	Hasta	
D726,296	S *	4/2015	Talbot	D23/366
D733,022	S *	6/2015	Chang	D12/203
D734,700	S *	7/2015	Chang	D12/203
D739,161	S *	9/2015	Seymour	D6/582
D747,615	S	1/2016	Anderson	
9,278,665	B2 *	3/2016	Amirault	B60R 22/00
D755,474	S	5/2016	Lopez et al.	
D773,857	S	12/2016	Morris	
D815,461	S *	4/2018	Christmas	D6/605
D817,033	S *	5/2018	Christmas	D6/605
D835,433	S *	12/2018	Moore	D6/608
D836,518	S *	12/2018	Lu	D12/203
D846,305	S *	4/2019	Allen	D6/582
D850,152	S *	6/2019	Amrine	D6/592
D855,355	S *	8/2019	McClellan-Miller	D6/603
D856,032	S *	8/2019	Hindley	D6/603
2007/0170757	A1 *	7/2007	Lanham	B60N 2/60 297/229
2009/0093342	A1	4/2009	Devore	
2011/0127816	A1 *	6/2011	Hampton	A47C 31/11 297/229
2016/0129300	A1 *	5/2016	Moore	A63B 21/4037 428/35.5

* cited by examiner

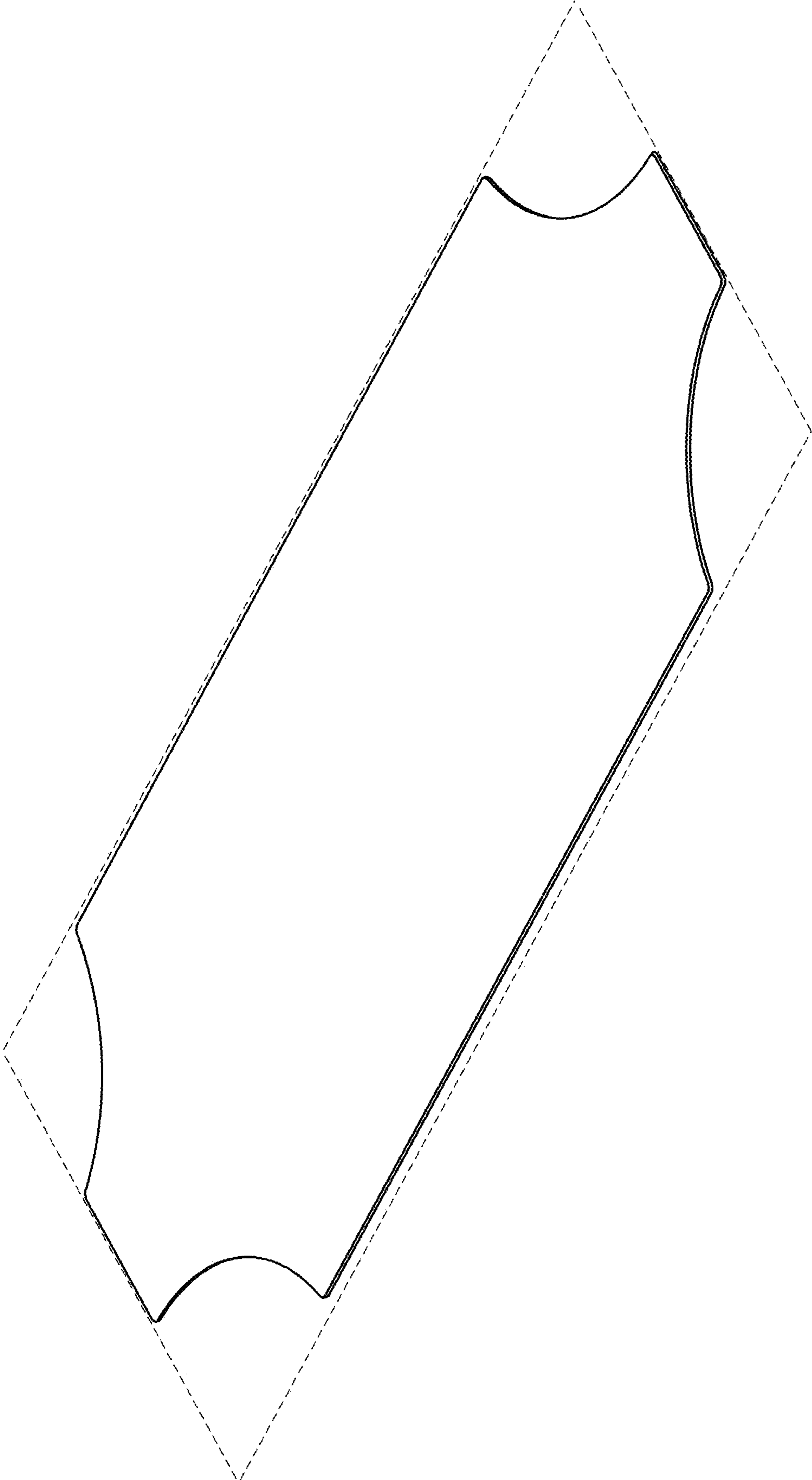


FIG. 1




FIG. 2

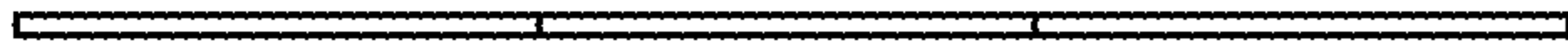


FIG. 4

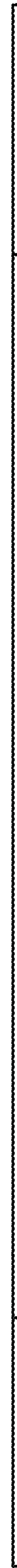


FIG. 3