



US00D878804S

(12) **United States Design Patent**
Khadori

(10) **Patent No.:** **US D878,804 S**

(45) **Date of Patent:** **** Mar. 24, 2020**

(54) **SHELF**

(71) Applicant: **Amitabh Khadori**, Chevy Chase, MD (US)

(72) Inventor: **Amitabh Khadori**, Chevy Chase, MD (US)

(**) Term: **15 Years**

(21) Appl. No.: **29/665,343**

(22) Filed: **Oct. 2, 2018**

(51) **LOC (12) Cl.** **06-06**

(52) **U.S. Cl.**
USPC **D6/574**

(58) **Field of Classification Search**
USPC D6/574, 320-324, 705, 705.1; D7/698;
D2/672; D26/72; 108/28-29, 152;
211/13.1, 42, 86.01, 88.01, 90.01, 90.03,
211/126.1, 134, 153, 59.2; 248/205.3,
248/235, 243, 247, 250
CPC A47B 43/00; A47B 43/04; A47B 47/0066;
A47B 47/04; A47B 63/00; A47B 69/00;
A47B 71/00
See application file for complete search history.

(56) **References Cited**

U.S. PATENT DOCUMENTS

D275,348 S * 9/1984 Olson D6/574
D660,059 S * 5/2012 Nilsson D6/705

8,369,082 B2 2/2013 Madonna
D688,905 S * 9/2013 Stravitz D6/705
D861,403 S * 10/2019 Hurford D6/705
2006/0283819 A1 * 12/2006 Larsen A47F 1/12
211/59.2

2012/0312936 A1 12/2012 Huang
2013/0092811 A1 4/2013 Funk

* cited by examiner

Primary Examiner — Wan Laymon

Assistant Examiner — Mark Booker

(74) *Attorney, Agent, or Firm* — Nixon Peabody LLP

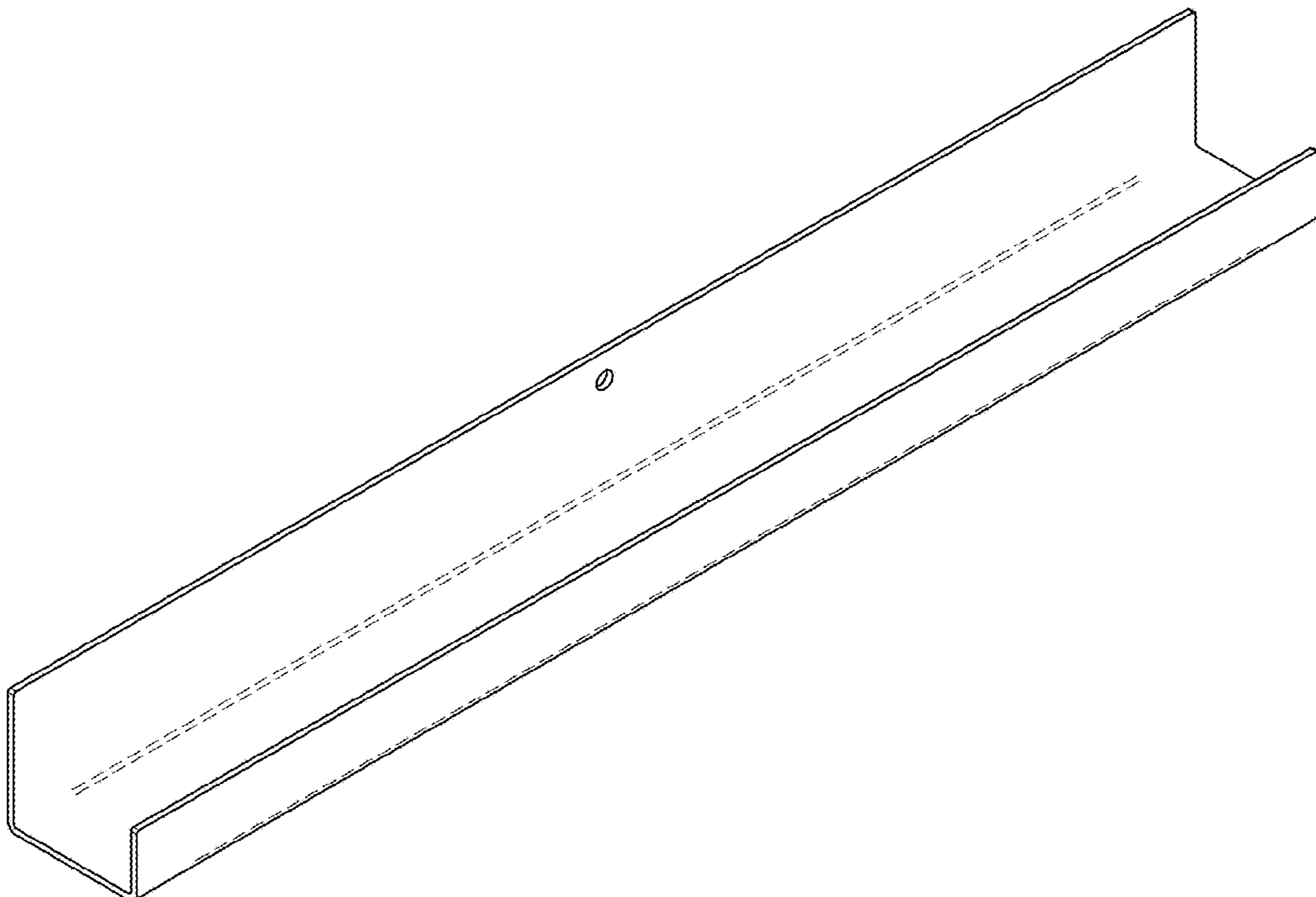
(57) **CLAIM**

The ornamental design for a shelf, as shown and described.

DESCRIPTION

FIG. 1 is a front perspective view of a shelf;
FIG. 2 is a back perspective view of the shelf of FIG. 1;
FIG. 3 is a top plan view of the shelf of FIG. 1;
FIG. 4 is a front elevation view of the shelf of FIG. 1;
FIG. 5 is a bottom plan view of the shelf of FIG. 1;
FIG. 6 is a back elevation view of the shelf of FIG. 1;
FIG. 7 is a left side elevation view of the shelf of FIG. 1; and,
FIG. 8 is a right side elevation view of the shelf of FIG. 1.
The broken line showing in the figures is included for the purpose of illustrating portions of the shelf and form no part of the claimed design.

1 Claim, 4 Drawing Sheets



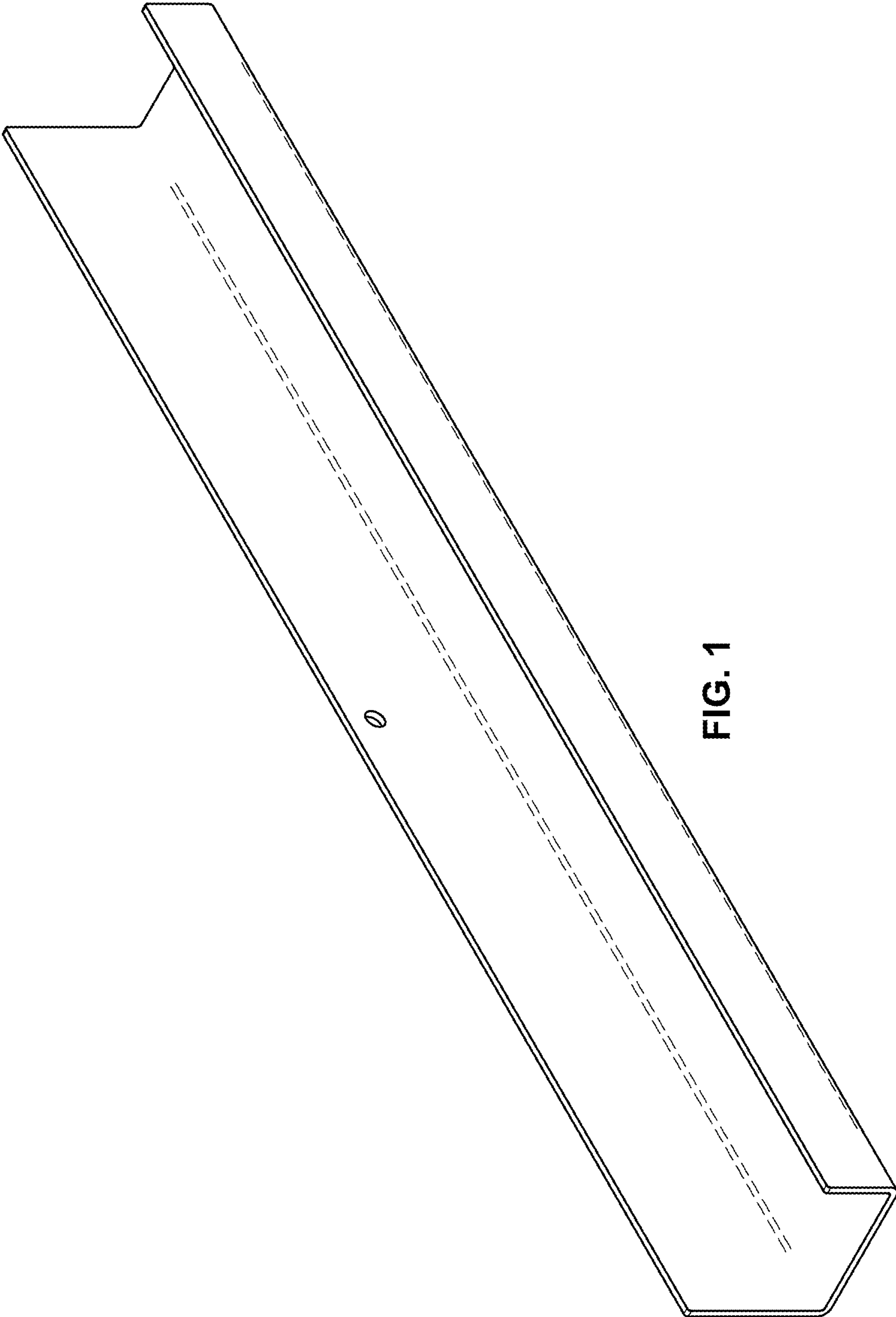


FIG. 1

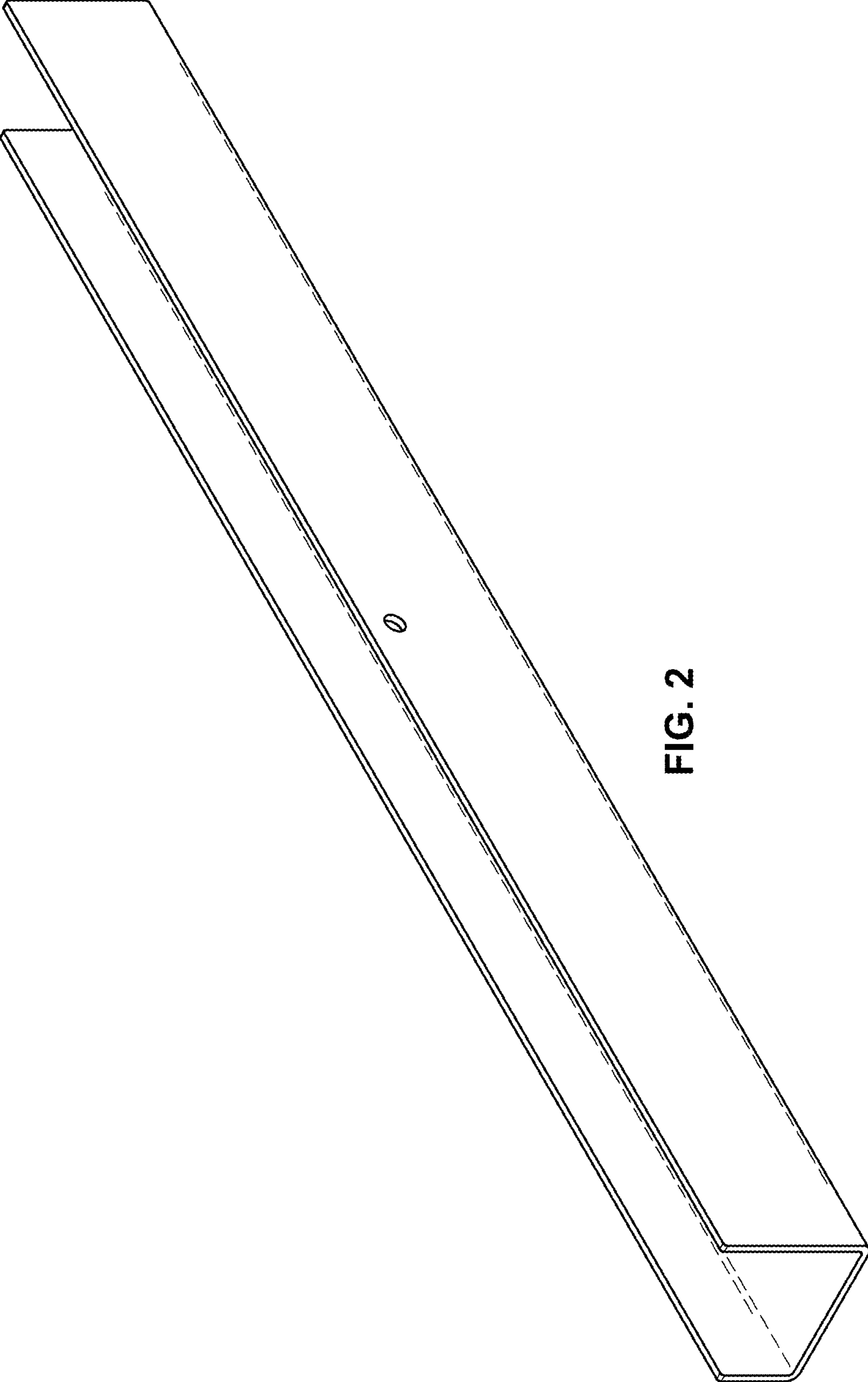


FIG. 2




FIG. 3

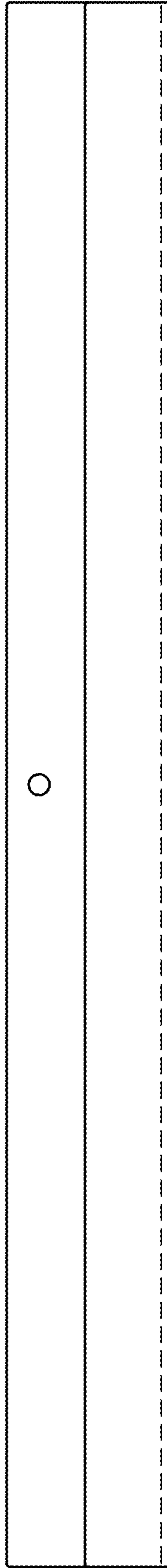


FIG. 4




FIG. 5

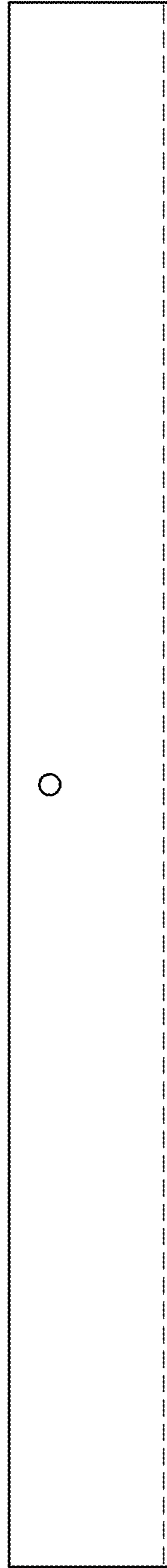


FIG. 6




FIG. 8




FIG. 7