



US00D878780S

(12) **United States Design Patent** (10) **Patent No.:** **US D878,780 S**
Banda (45) **Date of Patent:** **** Mar. 24, 2020**

(54) **FURNITURE**

(71) Applicant: **Andrea Banda**, Baldwyn, MS (US)

(72) Inventor: **Andrea Banda**, Baldwyn, MS (US)

(73) Assignee: **H.M. RICHARDS, INC.**, Baldwyn, MS (US)

(**) Term: **15 Years**

(21) Appl. No.: **29/638,980**

(22) Filed: **Mar. 2, 2018**

(51) **LOC (12) Cl.** **06-01**

(52) **U.S. Cl.**
USPC **D6/334; D6/381**

(58) **Field of Classification Search**
USPC D6/334, 335, 336, 360, 361, 367, 368,
D6/371–375, 379–381, 716, 716.1–716.8
CPC A47C 17/00; A47C 17/02; A47C 17/04;
A47C 17/045; A47C 17/12; A47C 17/175
See application file for complete search history.

(56) **References Cited**

U.S. PATENT DOCUMENTS

D443,996 S *	6/2001	Nicoletti	D6/335
D499,261 S *	12/2004	Ricci	D6/334
D548,997 S *	8/2007	Nicoletti	D6/381
D549,470 S *	8/2007	Hutton	D6/334
D564,774 S *	3/2008	Woods	D6/334
D590,623 S *	4/2009	Natuzzi	D6/381
D601,825 S *	10/2009	Starck	D6/381
D628,403 S *	12/2010	Starck	D6/381
D659,412 S *	5/2012	Arko	D6/334
D659,413 S *	5/2012	Arko	D6/334
D661,118 S *	6/2012	Massaud	D6/374
D662,337 S *	6/2012	Arko	D6/717

(Continued)

Primary Examiner — Deanna L Pratt

(74) *Attorney, Agent, or Firm* — John Smith T.; Jake M. Gipson; Bradley Arant Boult Cummings LLP

(57) **CLAIM**

The ornamental design for furniture, as shown and described.

DESCRIPTION

FIG. 1 shows a perspective view of one embodiment of the furniture claimed herein.

FIG. 2 front view of the embodiment of the furniture shown in FIG. 1.

FIG. 3 shows a back perspective view of the embodiment of the furniture shown in FIG. 1.

FIG. 4 shows top view of the embodiment of the furniture shown in FIG. 1.

FIG. 5 shows a side view of the embodiment of the furniture shown in FIG. 1. The opposite side view is identical.

FIG. 6 shows a perspective view of an alternate embodiment of the furniture claimed herein.

FIG. 7 shows a front view of the embodiment of the furniture of FIG. 6.

FIG. 8 shows a back view of the embodiment of the furniture shown in FIG. 6.

FIG. 9 shows a top view of the embodiment of the furniture shown in FIG. 6.

FIG. 10 shows a side view of the embodiment of the furniture shown in FIG. 6. The opposite side view is identical.

FIG. 11 shows a perspective view of an alternate embodiment of the furniture claimed herein.


FIG. 12 shows a front view of the embodiment of the furniture shown in FIG. 11.

FIG. 13 shows a back view of the embodiment of the furniture shown in FIG. 11.

FIG. 14 shows a top view of the embodiment of the furniture shown in FIG. 11; and,

FIG. 15 shows a side view of the embodiment of the furniture shown in FIG. 11. The opposite side view is identical.

1 Claim, 15 Drawing Sheets



(56)

References Cited

U.S. PATENT DOCUMENTS

D677,490 S * 3/2013 Manzoni D6/381
D717,063 S * 11/2014 Zhang D6/381
D841,992 S * 3/2019 Kershner D6/335

* cited by examiner

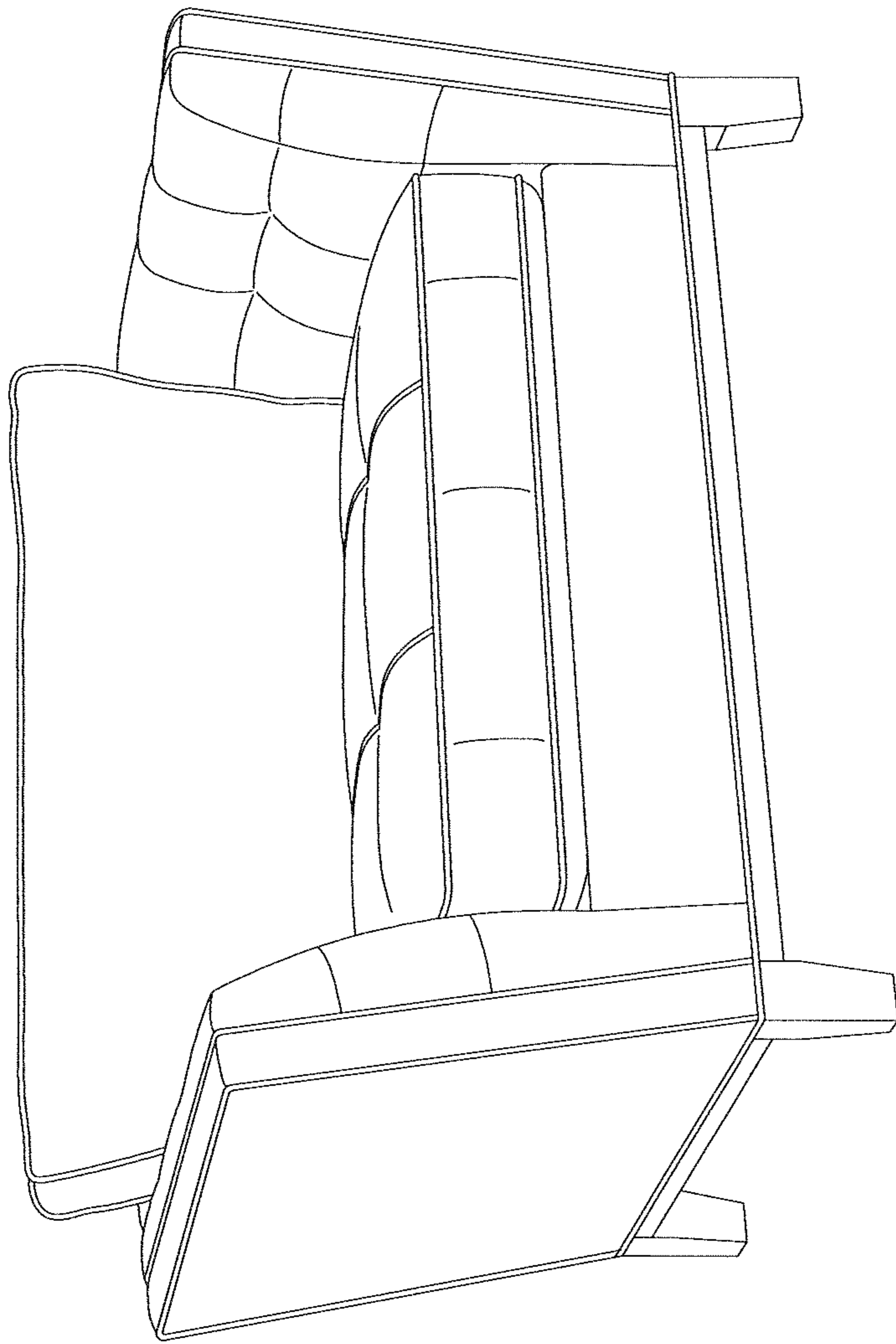


FIG. 1

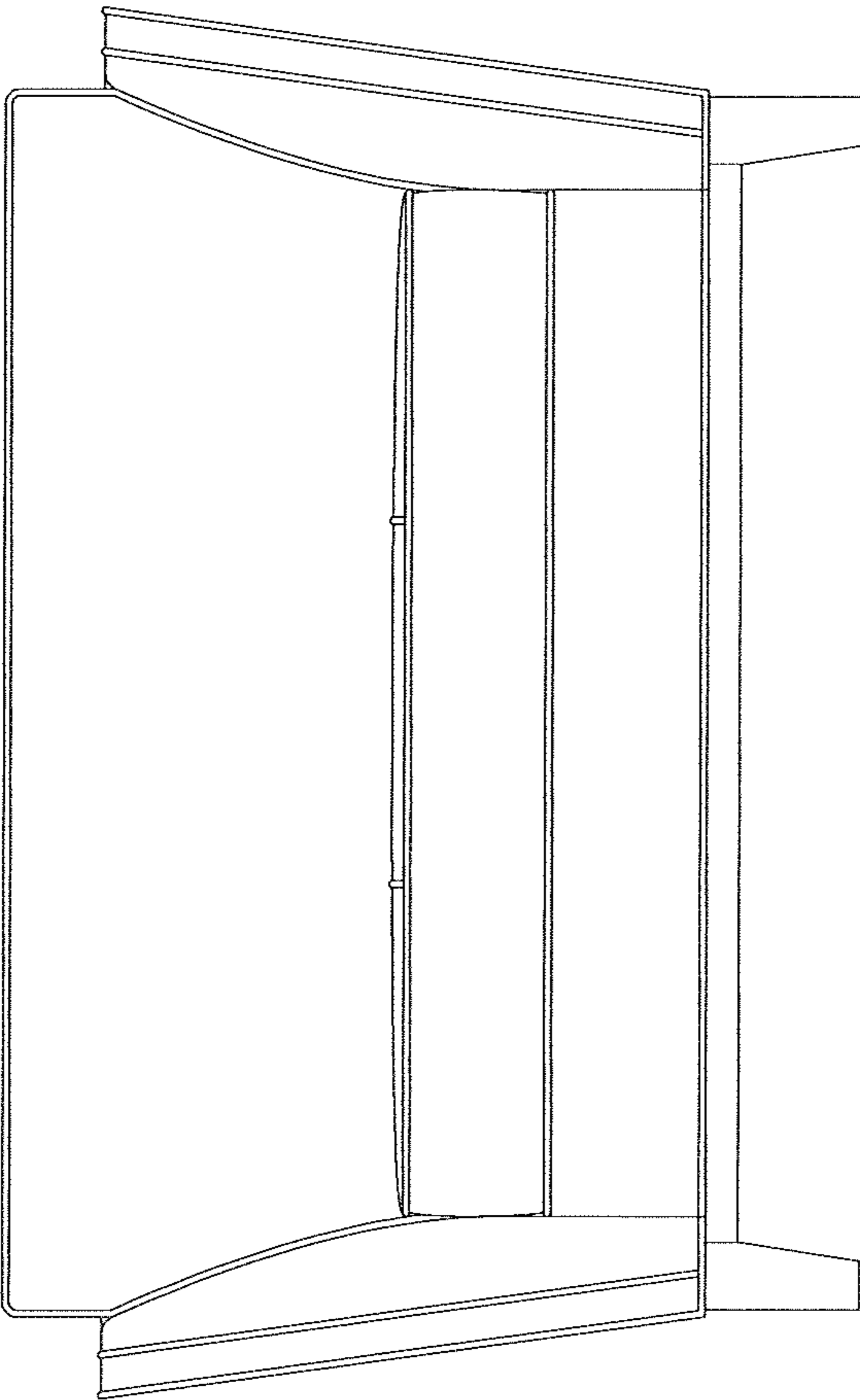


FIG. 2




FIG. 3




FIG. 4




FIG. 5




FIG. 6




FIG. 7




FIG. 8




FIG. 9




FIG. 10

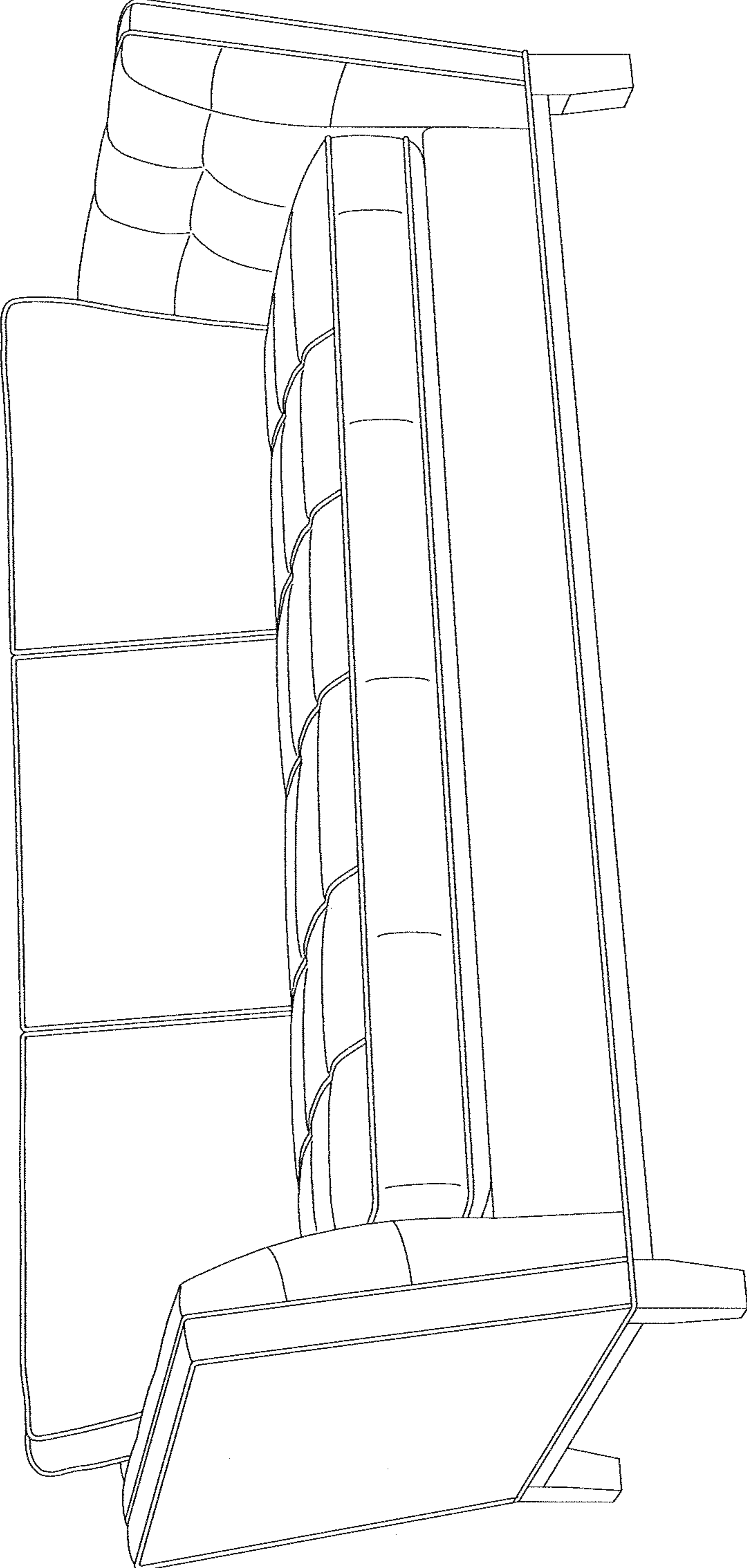


FIG. 11




FIG. 12

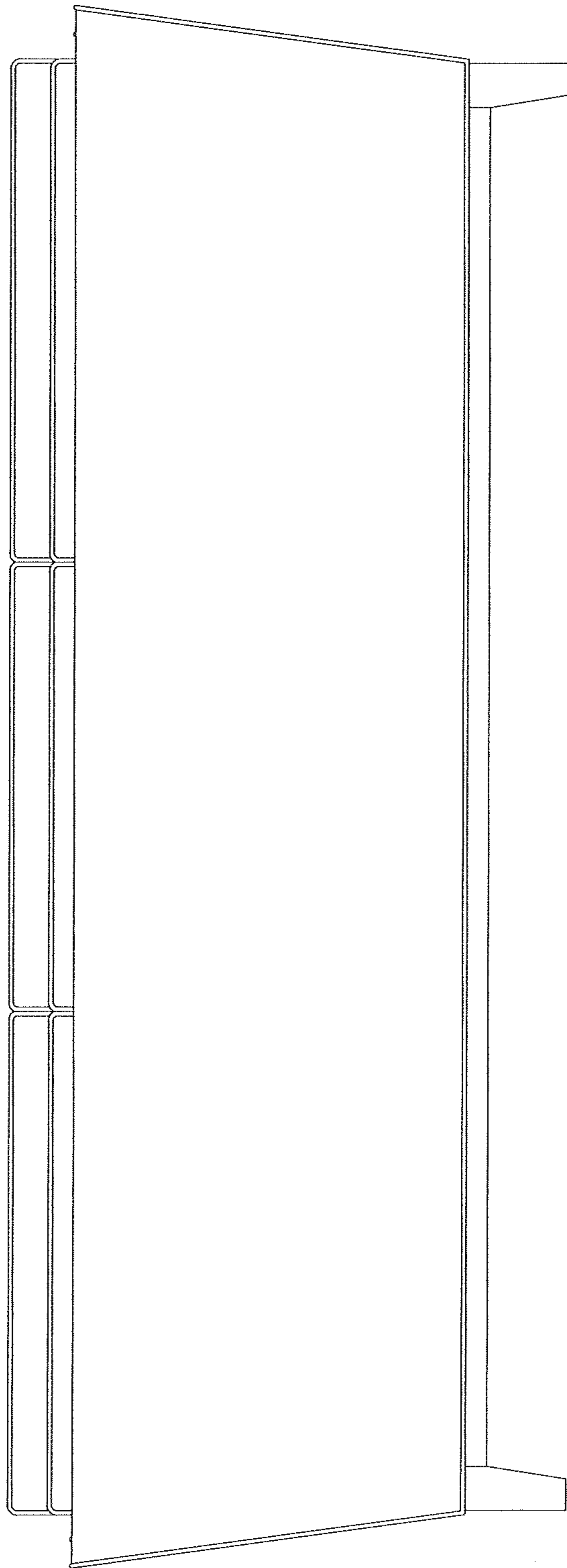


FIG. 13




FIG. 14




FIG. 15