

US00D878770S

(12) **United States Design Patent**
Klobuchar

(10) **Patent No.:** **US D878,770 S**

(45) **Date of Patent:** **** Mar. 24, 2020**

(54) **MESH WITH PATTERN**

(71) Applicant: **BreathableBaby, LLC**, Minnetonka, MN (US)

(72) Inventor: **Susan Klobuchar**, Plymouth, MN (US)

(73) Assignee: **BREATHABLEBABY, LLC**, Minnetonka, MN (US)

(**) Term: **15 Years**

(21) Appl. No.: **29/617,816**

(22) Filed: **Sep. 15, 2017**

(51) **LOC (12) Cl.** **05-05**

(52) **U.S. Cl.**
USPC **D5/54**

(58) **Field of Classification Search**

USPC D5/1-8, 11-16, 19, 20, 23-27, 32, 37, D5/39, 43, 44, 46-66, 99; D25/48.8, D25/105, 112, 138, 151, 152; D19/1, 5, D19/8; D6/575, 578, 580, 582-584, 587, D6/592, 595-598, 600, 602, 617; D32/40
CPC ... B31F 1/00; B31F 1/07; B32B 3/266; B32B 5/024; B44F 1/00; B44F 1/02; B44F 1/08; B44F 1/10; B44F 5/00; B44F 7/00; B44F 9/00; B44F 9/04; B44F 11/00; B44F 11/02; B44F 11/04; D03D 1/00; D04H 1/00; D04H 1/02; D10B 2503/04; D21H 27/02

See application file for complete search history.

(56) **References Cited**

U.S. PATENT DOCUMENTS

D39,059 S * 2/1908 Landis D25/158
D44,890 S * 11/1913 Hutchens D5/53
D70,058 S * 5/1926 Cartwright D5/59
D79,840 S * 11/1929 Neelands D2/864
D98,982 S * 3/1936 Persky D5/48
D101,674 S * 10/1936 Moses D5/47

D107,667 S * 12/1937 Tannenbaum D5/47
D116,993 S * 10/1939 Lord D5/47
D120,254 S * 4/1940 Carragher et al. D5/47
D182,282 S * 3/1958 Goforth D5/53
D183,737 S * 10/1958 Goforth D5/53
D208,346 S * 8/1967 Dixon D5/47
D215,582 S * 10/1969 Bogan, Jr. 428/134
D217,209 S * 4/1970 Rost D5/47

(Continued)

Primary Examiner — Karen S Acker

Assistant Examiner — Wendy L Arminio

(74) *Attorney, Agent, or Firm* — Winthrop & Weinstine, P.A.

(57) **CLAIM**

I claim the ornamental design for a mesh with pattern, as shown and described.

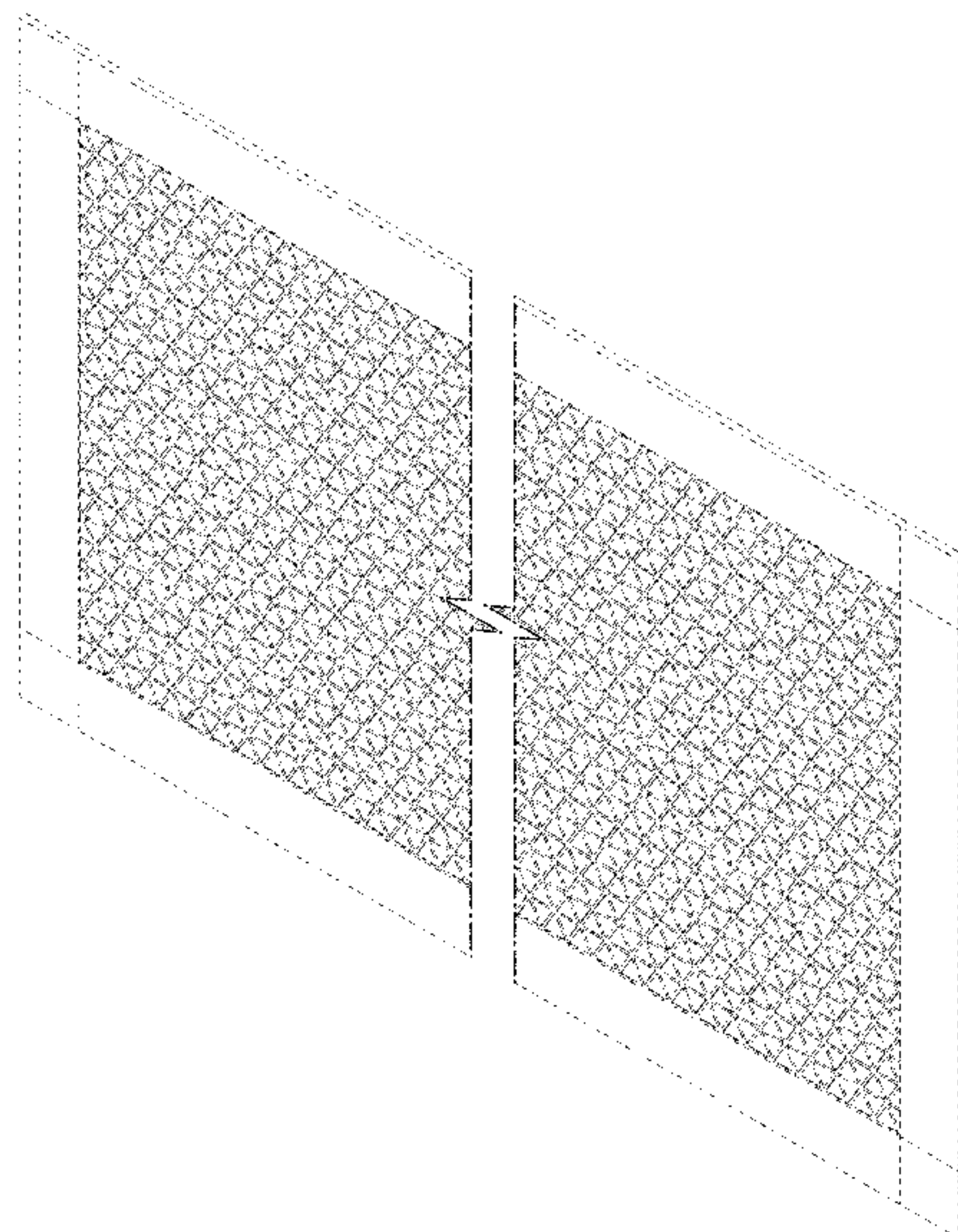
DESCRIPTION

FIG. 1 is a perspective view of a mesh with pattern; FIG. 2 is a front elevation view thereof; FIG. 3 is a back elevation view thereof; FIG. 4 is a left side view thereof; FIG. 5 is a right side view thereof; FIG. 6 is a top plan view thereof; FIG. 7 is a bottom plan view thereof; and, FIG. 8 is an enlarged detail view of area 8 circumscribed within FIG. 2.

The dash-dash broken lines of FIGS. 1-7 depict portions of the mesh with pattern that form no part of the claimed design.

The dot-dash-dot broken line encircling the area of the detail in FIG. 2 and surrounding FIG. 8 denotes the boundary of the enlarged detail and forms no part of the claimed design. The mesh with pattern is shown with a symbolic break drawn in dot-dash-dot broken lines in its width. The symbolic break lines and the appearance of any portion of the article between the symbolic break lines form no part of the claimed design.

1 Claim, 5 Drawing Sheets



(56)

References Cited

U.S. PATENT DOCUMENTS

3,593,819 A * 7/1971 Giraudeau E04B 1/84
181/288
4,759,090 A * 7/1988 Sachetti A47C 27/002
5/482
D355,979 S * 3/1995 Ferre D5/19
5,830,558 A * 11/1998 Barnholtz A61F 13/5323
428/171
D501,553 S * 2/2005 Kelly D24/125
D523,643 S * 6/2006 Delaney D5/53
D622,421 S * 8/2010 Akkala D25/152
D641,334 S * 7/2011 Hong D14/138 AA
D657,925 S * 4/2012 Luipold D32/40
D694,528 S * 12/2013 Nlnlclerici D5/59
D704,685 S * 5/2014 Yeh D14/248
D753,274 S * 4/2016 Young D23/269
D759,219 S * 6/2016 Young D23/269
D795,586 S * 8/2017 Jacob D3/318
D804,823 S * 12/2017 Jacob D3/318
2006/0089067 A1 * 4/2006 Baker, Jr. B32B 3/266
442/62
2011/0027536 A1 * 2/2011 Malpass B32B 3/28
428/172
2013/0224428 A1 * 8/2013 Clerici B32B 5/26
428/114
2017/0000695 A1 * 1/2017 Castillo B32B 29/02
2018/0027999 A1 * 2/2018 Marton A47D 15/008

* cited by examiner

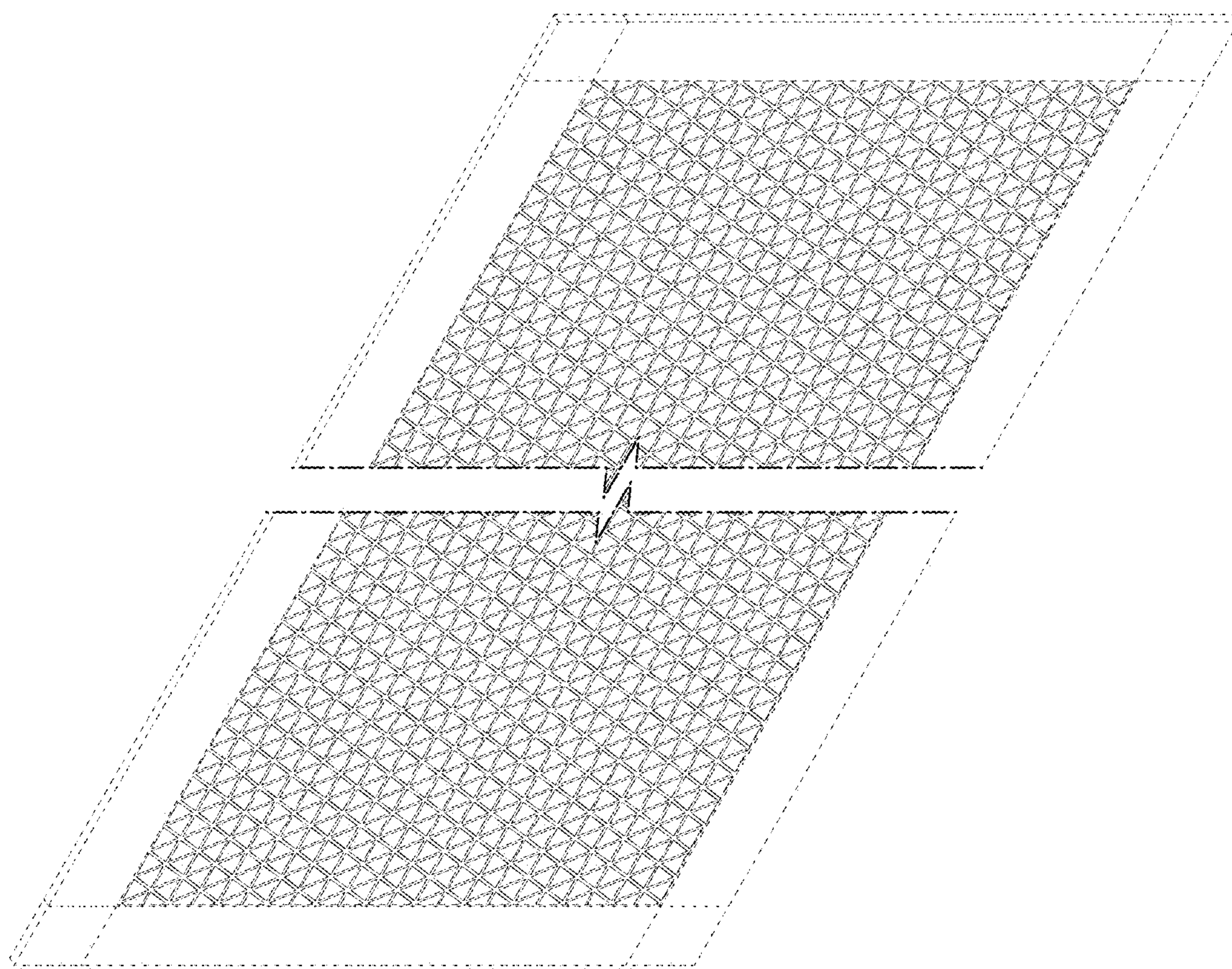


FIG. 1

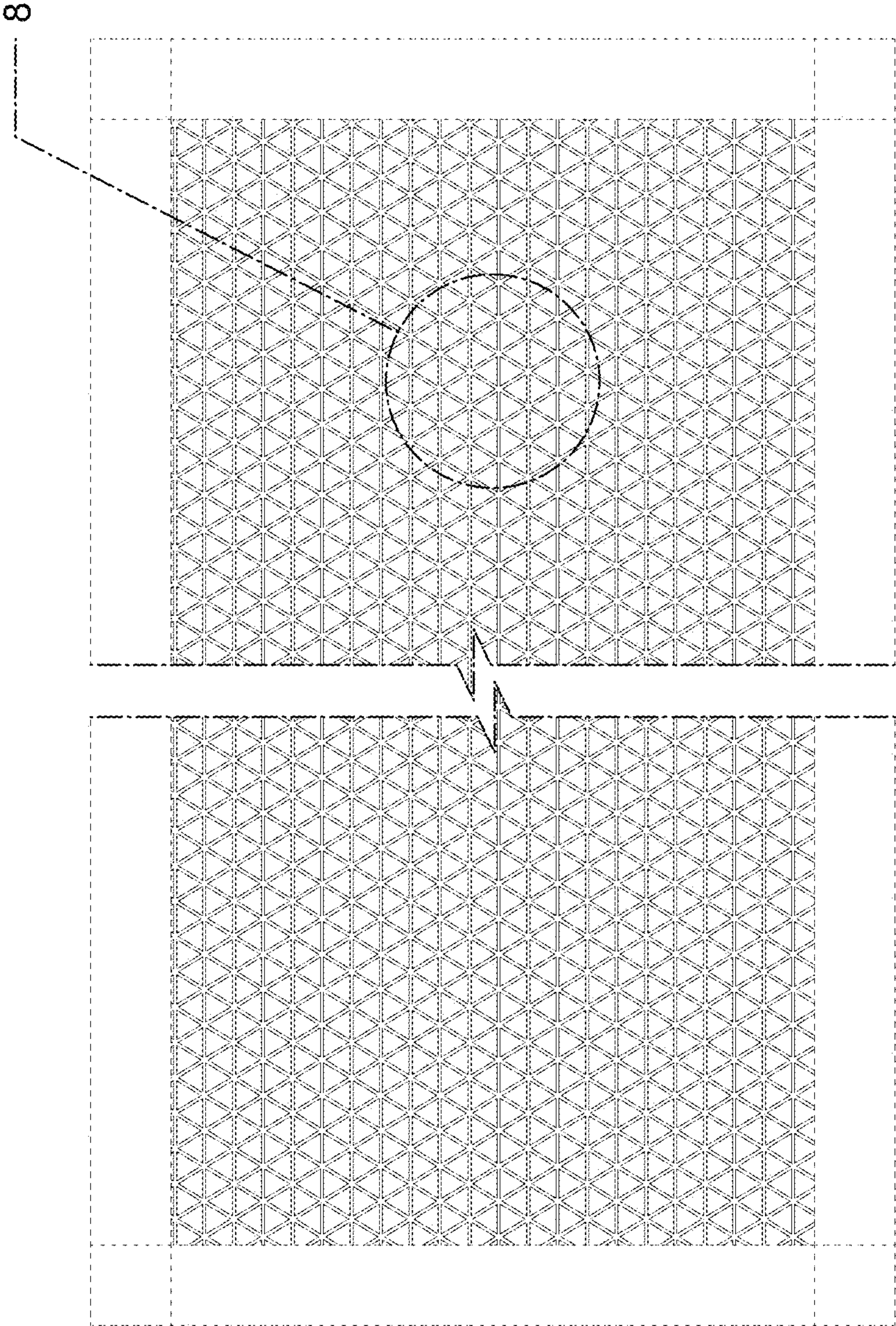


FIG. 2

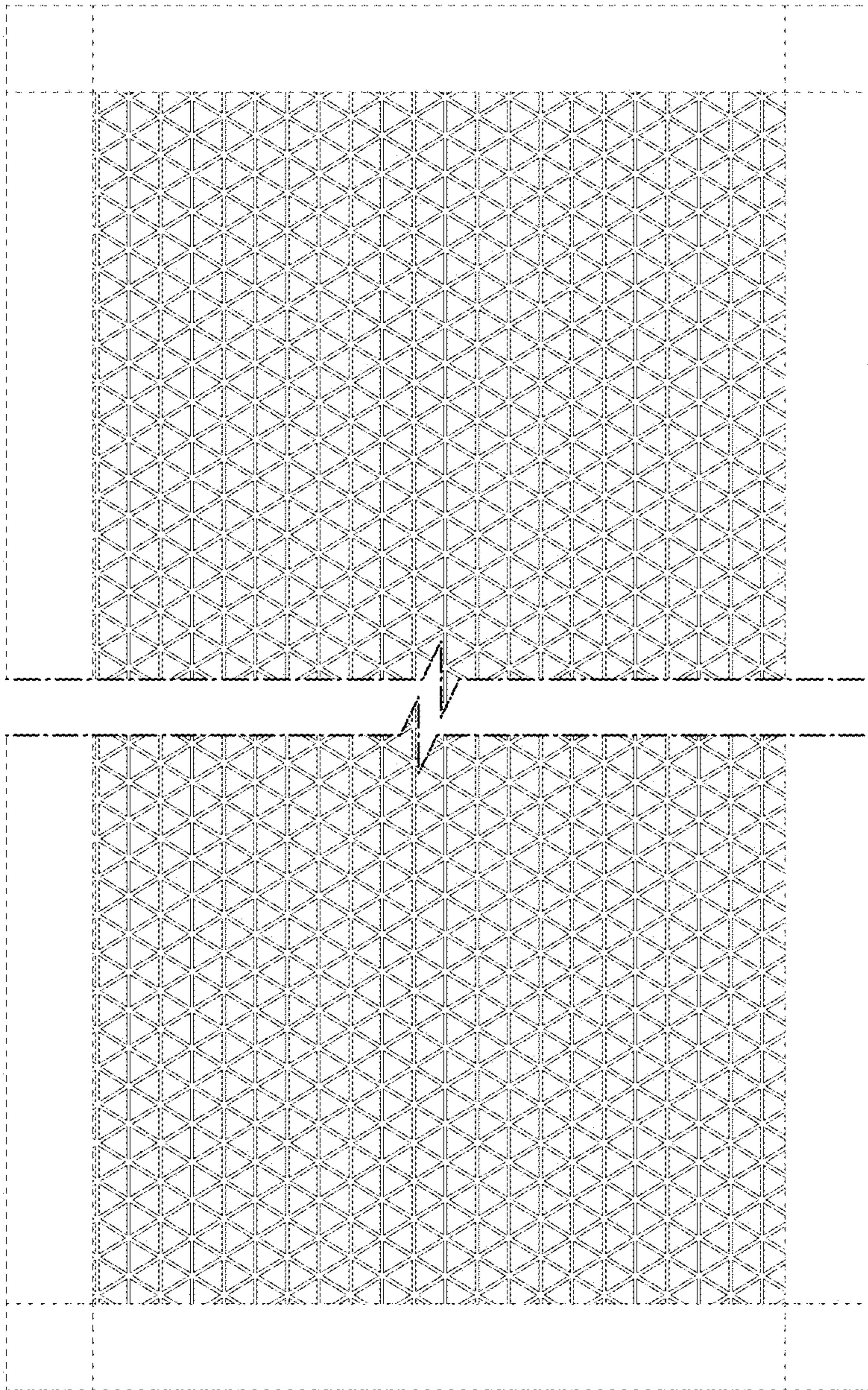


FIG. 3




FIG. 5

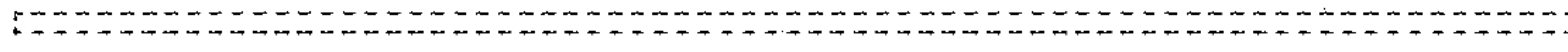


FIG. 4



FIG. 6



FIG. 7

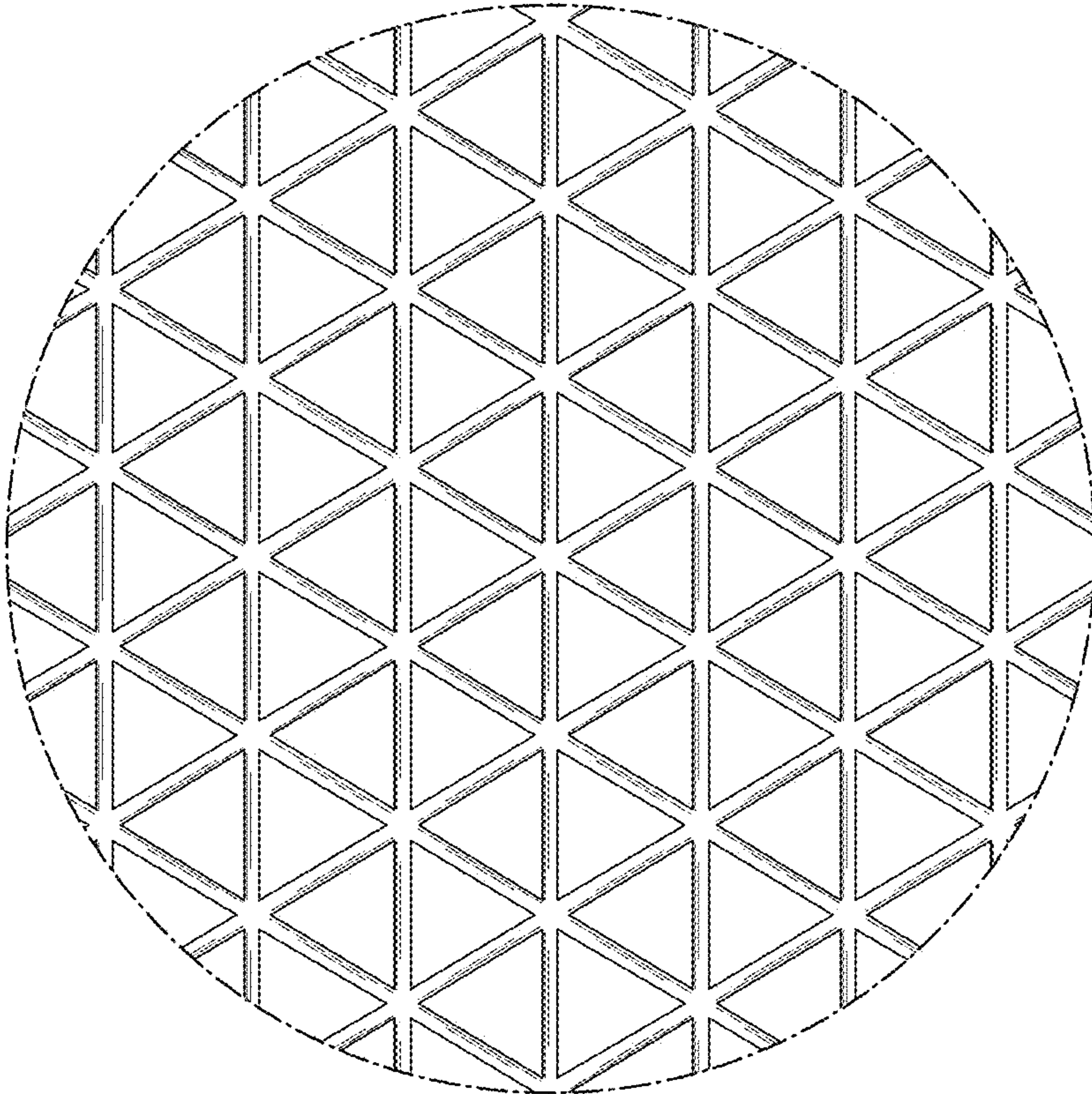


FIG. 8