



US00D878752S

(12) **United States Design Patent**  
**Dietrich**

(10) **Patent No.:** **US D878,752 S**  
(45) **Date of Patent:** **\*\* Mar. 24, 2020**

(54) **CARD CASE**  
(71) Applicants: **Katrin Mengel**, Hamburg (DE);  
**Thomas Wingerter**, Hamburg (DE)  
(72) Inventor: **Emmanuel Dietrich**, Huenenberg (CH)  
(\*\*) Term: **15 Years**  
(21) Appl. No.: **35/504,561**  
(22) Filed: **Sep. 4, 2017**  
(80) **Hague Agreement Data**  
Int. Filing Date: **Sep. 4, 2017**  
Int. Reg. No.: **DM/098909**  
Int. Reg. Date: **Sep. 4, 2017**  
Int. Reg. Pub. Date: **Mar. 9, 2018**

(30) **Foreign Application Priority Data**  
Mar. 3, 2017 (EM) ..... 003782374  
(51) **LOC (12) Cl.** ..... **03-01**  
(52) **U.S. Cl.**  
USPC ..... **D3/247**  
CPC ..... **A45C 11/00** (2013.01)  
(58) **Field of Classification Search**  
USPC ..... D3/247, 249-253  
CPC ..... A45C 11/00  
See application file for complete search history.

(56) **References Cited**  
U.S. PATENT DOCUMENTS  
5,560,476 A \* 10/1996 Lee ..... A45C 11/18  
206/305  
5,725,098 A \* 3/1998 Seifert ..... A45C 11/24  
206/37  
6,121,544 A \* 9/2000 Petsinger ..... G06K 19/005  
150/147  
D470,657 S \* 2/2003 Kawamura ..... D11/216  
7,163,152 B2 \* 1/2007 Osborn ..... A45C 11/182  
235/486

7,246,556 B1 \* 7/2007 Stoneberg ..... B41K 1/54  
101/333  
D550,453 S \* 9/2007 Ford ..... D3/247  
D635,360 S \* 4/2011 Dietrich ..... A45C 1/02  
D3/247  
D666,811 S \* 9/2012 Yang ..... D3/247  
8,567,459 B2 \* 10/2013 Kitchen ..... A45C 11/182  
150/147  
D697,715 S \* 1/2014 Dietrich ..... D3/247  
D705,538 S \* 5/2014 Dietrich ..... D3/247  
D721,229 S \* 1/2015 Dietrich ..... D3/247  
D766,577 S \* 9/2016 Reinhart ..... D3/318  
9,814,289 B2 \* 11/2017 Lay ..... A45C 11/00  
D810,430 S \* 2/2018 Kitchen ..... D3/247  
2005/0150961 A1 \* 7/2005 Porter ..... A45C 11/18  
235/486  
2007/0194128 A1 \* 8/2007 Coe ..... A45C 11/00  
235/486

**FOREIGN PATENT DOCUMENTS**

EP 0287532 A2 10/1988  
EP 3165122 A1 5/2017  
EP 3167744 A1 5/2017

\* cited by examiner

*Primary Examiner* — Richard E Chilcot

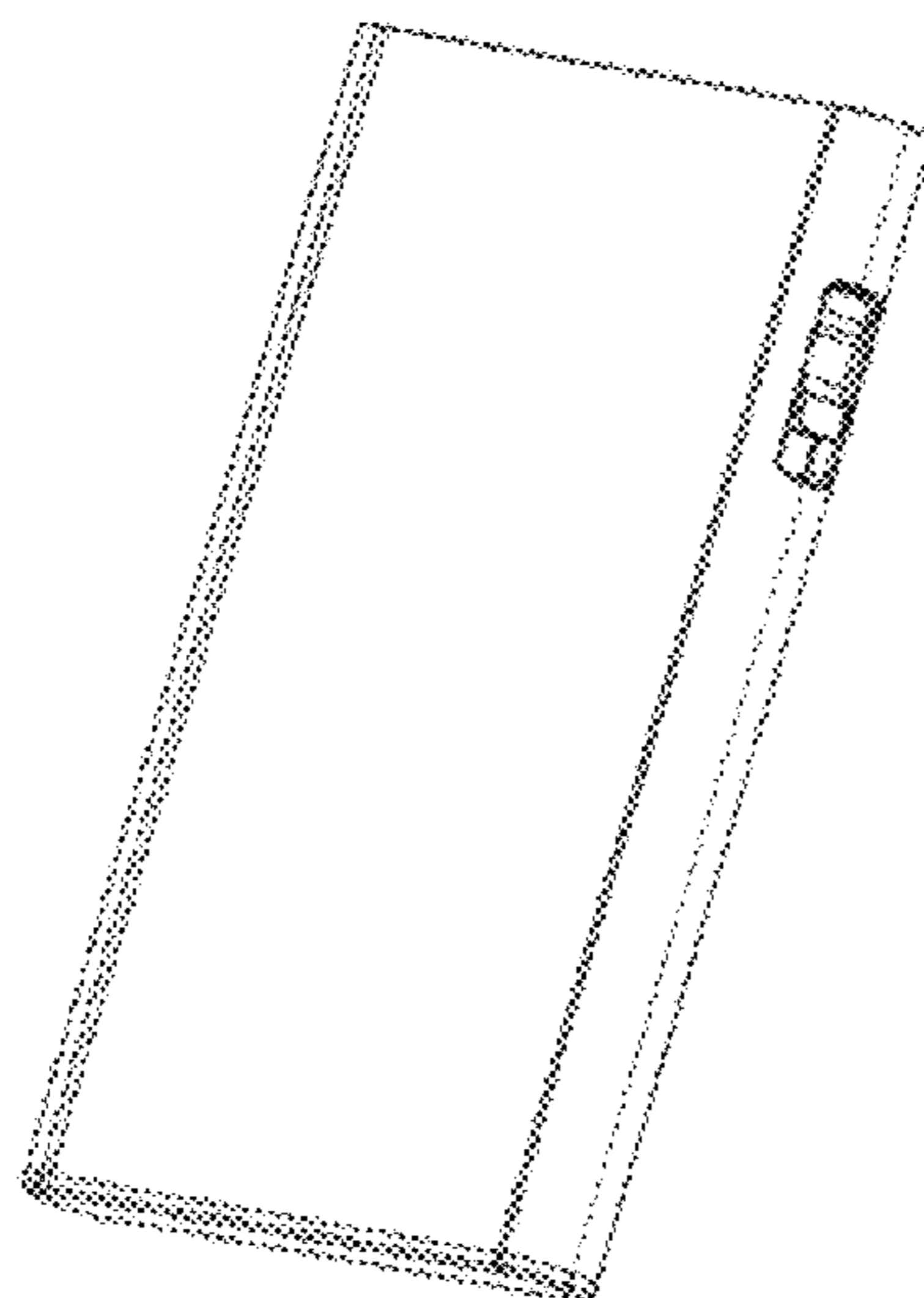
(57) **CLAIM**

The ornamental design for a card case, as shown and described.

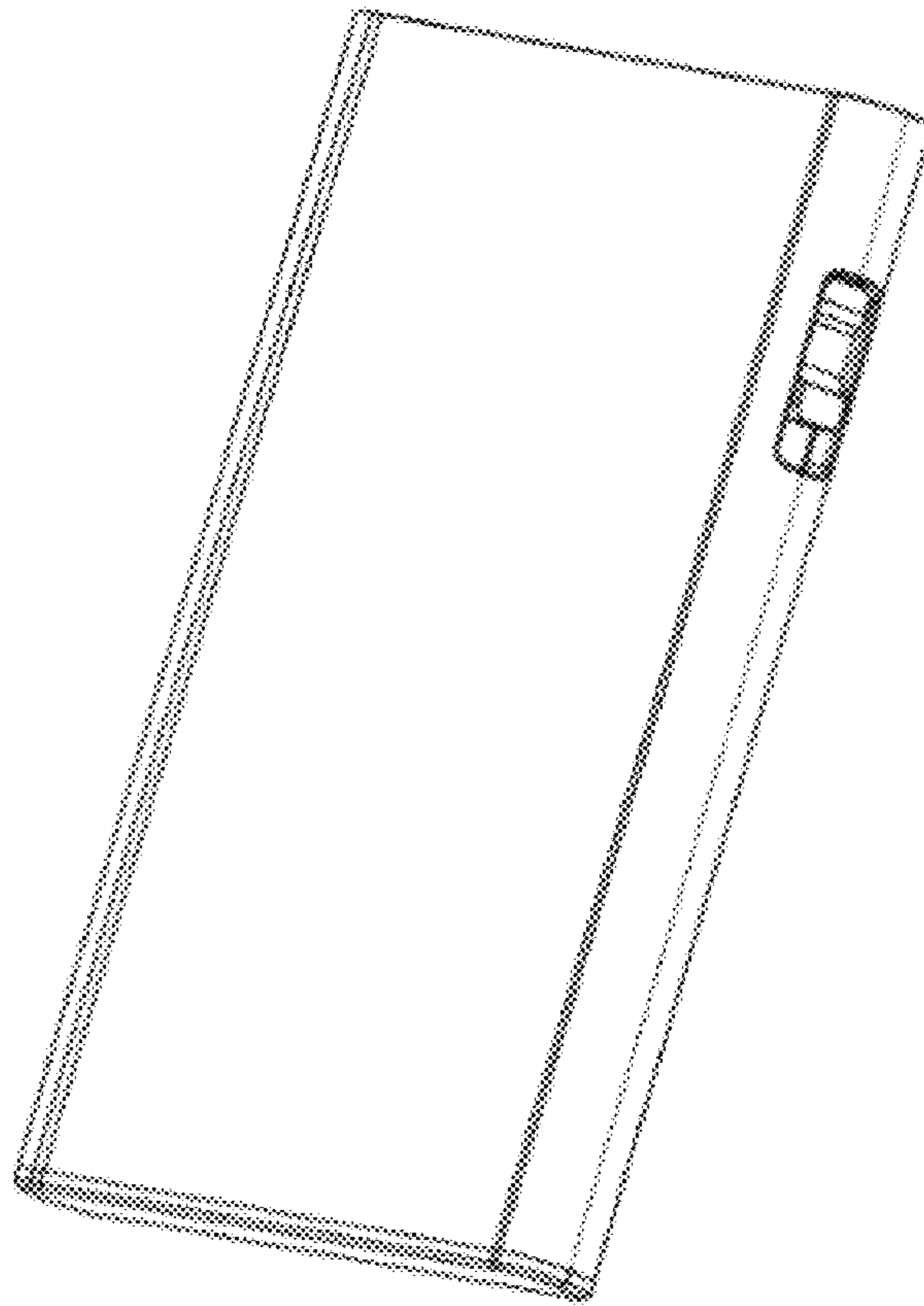
**DESCRIPTION**

1. Card case  
FIG. 1.1 is a perspective view of the invention showing the front and right side of the card case.  
FIG. 1.2 is a front view of the card case invention.  
FIG. 1.3 is a right view of the card case invention.  
FIG. 1.4 is a back view of the card case invention.  
FIG. 1.5 is a left view of the card case invention.  
FIG. 1.6 is a bottom view of the card case invention.  
FIG. 1.7 is a top view of the card case invention.


**1 Claim, 7 Drawing Sheets**




**1.1**



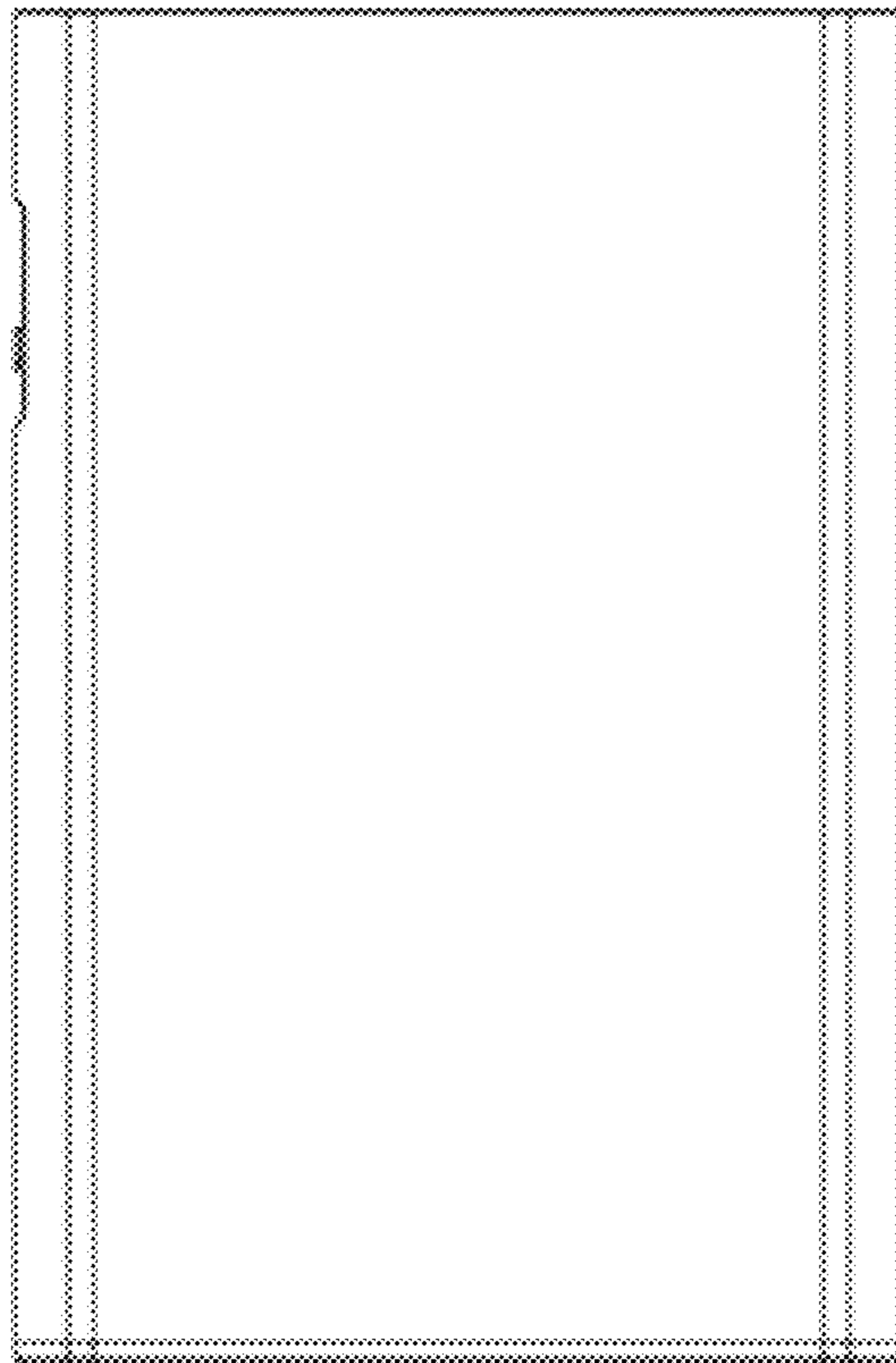
**1.2**




**1.**



**1.4**



**1.**



**1.6**



**1.7**

