

US00D878736S

(12) **United States Design Patent**
O'Connor

(10) **Patent No.:** **US D878,736 S**
(45) **Date of Patent:** **** Mar. 24, 2020**

- (54) **SHOE**
- (71) Applicant: **NIKE, Inc.**, Beaverton, OR (US)
- (72) Inventor: **Kelly A. O'Connor**, Beaverton, OR (US)
- (73) Assignee: **NIKE, Inc.**, Beaverton, OR (US)
- (**) Term: **15 Years**
- (21) Appl. No.: **29/660,122**
- (22) Filed: **Aug. 17, 2018**
- (51) **LOC (12) Cl.** **02-04**
- (52) **U.S. Cl.**
USPC **D2/973**
- (58) **Field of Classification Search**
USPC D2/896, 897, 907, 908, 923, 943-946,
D2/969, 970, 972-974
CPC A43B 23/0235; A43B 23/047; A43B 23/02
See application file for complete search history.

D784,681 S * 4/2017 Taylor A43B 5/00
D2/973
D818,256 S 5/2018 Reyes
D818,695 S 5/2018 Jury et al.
(Continued)

OTHER PUBLICATIONS

Nike Flex Supreme TR 3 [online], [retrieved Dec. 11, 2018], Retrieved from Hotblogomot.com [Internet] <URL: <http://www.hotblogomot.com/nike-flex-supreme-tr-3-p-4342.html#W1ZG7NJKgdU>>; 3 Color sheets, No date but published prior to application filing.

(Continued)

Primary Examiner — Kevin K Rudzinski
Assistant Examiner — Clare Ann Gannon
(74) *Attorney, Agent, or Firm* — Banner & Witcoff, Ltd.

(57) **CLAIM**

The ornamental design for a shoe, as shown and described.

(56) **References Cited**

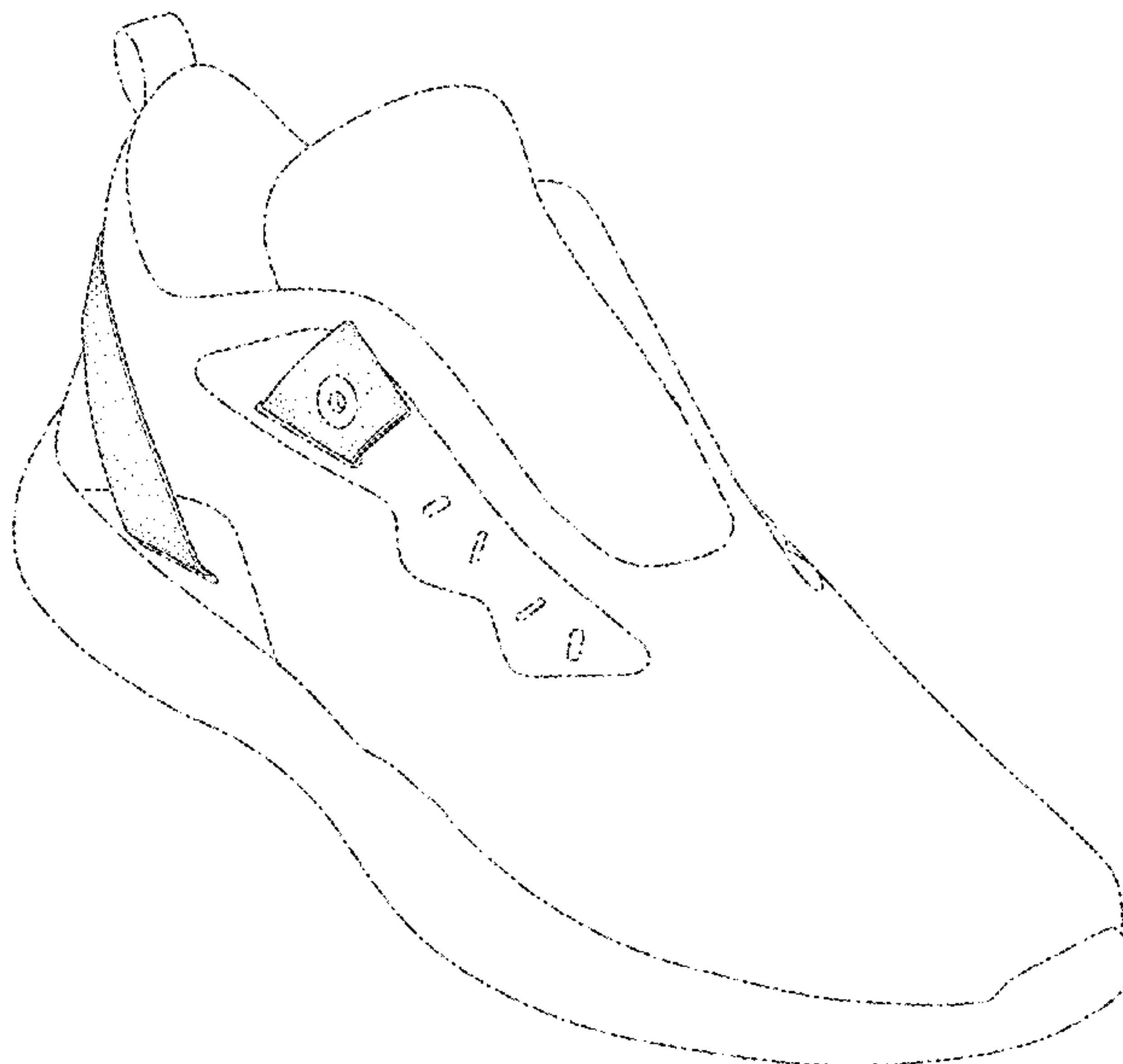
U.S. PATENT DOCUMENTS

- 4,461,288 A * 7/1984 Curtis A43B 3/0073
602/23
- D321,084 S * 10/1991 Miller D2/903
- 5,408,761 A * 4/1995 Gazzano A43B 5/00
36/102
- 5,771,608 A * 6/1998 Peterson A43B 5/00
36/50.1
- 6,128,835 A * 10/2000 Ritter A43C 1/00
36/114
- 6,505,424 B2 * 1/2003 Oorei A43B 5/00
36/129
- 7,370,440 B1 * 5/2008 Cole, III A43B 5/003
36/50.1
- 8,375,602 B2 * 2/2013 Takada A43C 1/00
36/50.1
- D694,995 S * 12/2013 Nguyen A43B 5/003
D2/916

DESCRIPTION

FIG. 1 is a front perspective view of a shoe showing my new design;
FIG. 2 is a side view thereof;
FIG. 3 is a rear perspective view thereof;
FIG. 4 is a rear view thereof;
FIG. 5 is an opposite side rear perspective view thereof;
FIG. 6 is an opposite side view; and,
FIG. 7 is an opposite side front perspective view thereof.
The broken lines immediately adjacent to the shaded areas define the bounds of the claimed design and form no part thereof. The broken line elements within the shaded areas reflect eyelets which form no part of the claimed design. The broken lines depicting the remainder of the shoe show features that form no part of the claimed design.

1 Claim, 7 Drawing Sheets



(56)

References Cited

U.S. PATENT DOCUMENTS

10,004,296 B2 * 6/2018 Zadnik A43B 23/0205
D845,604 S * 4/2019 Hernandez A43B 5/00
D2/972
D855,303 S * 8/2019 Matthews A43B 5/00
D2/972
D865,346 S * 11/2019 Han D2/972
D869,128 S * 12/2019 DiFrancisco A43B 3/0073
D2/908

OTHER PUBLICATIONS

Nike Women's Flex Supreme TR6 [Online], [retrieved Dec. 11, 2018], Retrieved from Shop.sportsbasement.com [Internet]<URL:https://shop.sportsbasement.com/products/w-flex-supreme-tr6?variant=

40126984016>; 3 color sheets, No date but published prior to filing of application.

Nike Women's Flex Supreme TR 2 Cross Trainers [Online], [retrieved Dec. 11, 2018], Retrived from Amazon.com [Internet]<URL: https://www.amazon.com/NIKE-Womens-Supreme-Cross-Trainers/dp/B00IAXTX4I>; 13 color sheets, Dated Feb. 7, 2014.

Nike Wome's Flex Supreme TR 4 Training Shoe [Online], [retrieved Dec. 11, 2018], Retrieved from Amazon.com [Internet] <URL: https://www.amazon.com/Womens-Nike-Flex-Supreme-Training/dp/B01DJCWHJC>; 11 color sheets, Dated Apr. 28, 2016.

Nike Women's Flex Supreme TR 5 Metallic Training Shoe [Online], [retrieved Dec. 11, 2018], Retrieved from Amazon.com [Internet] <URL: https://www.amazon.com/Womens-Nike-Supreme-Metallic-Training/dp/B075XSM1LS>; 5 color sheets, Dated Sep. 26, 2017.

Women's Flex Trainer 7 Training Shoe [online], [retrieved Jul. 25, 2018], Retrieved from Famousfootwear.com [Internet] <https://www.famousfootwear.com/en-US/Product/1040085/Nike/_/Womens+Flex+Trainer+7+Training+Shoe.aspx >; 25 color sheets, Dated Oct. 2017.

* cited by examiner

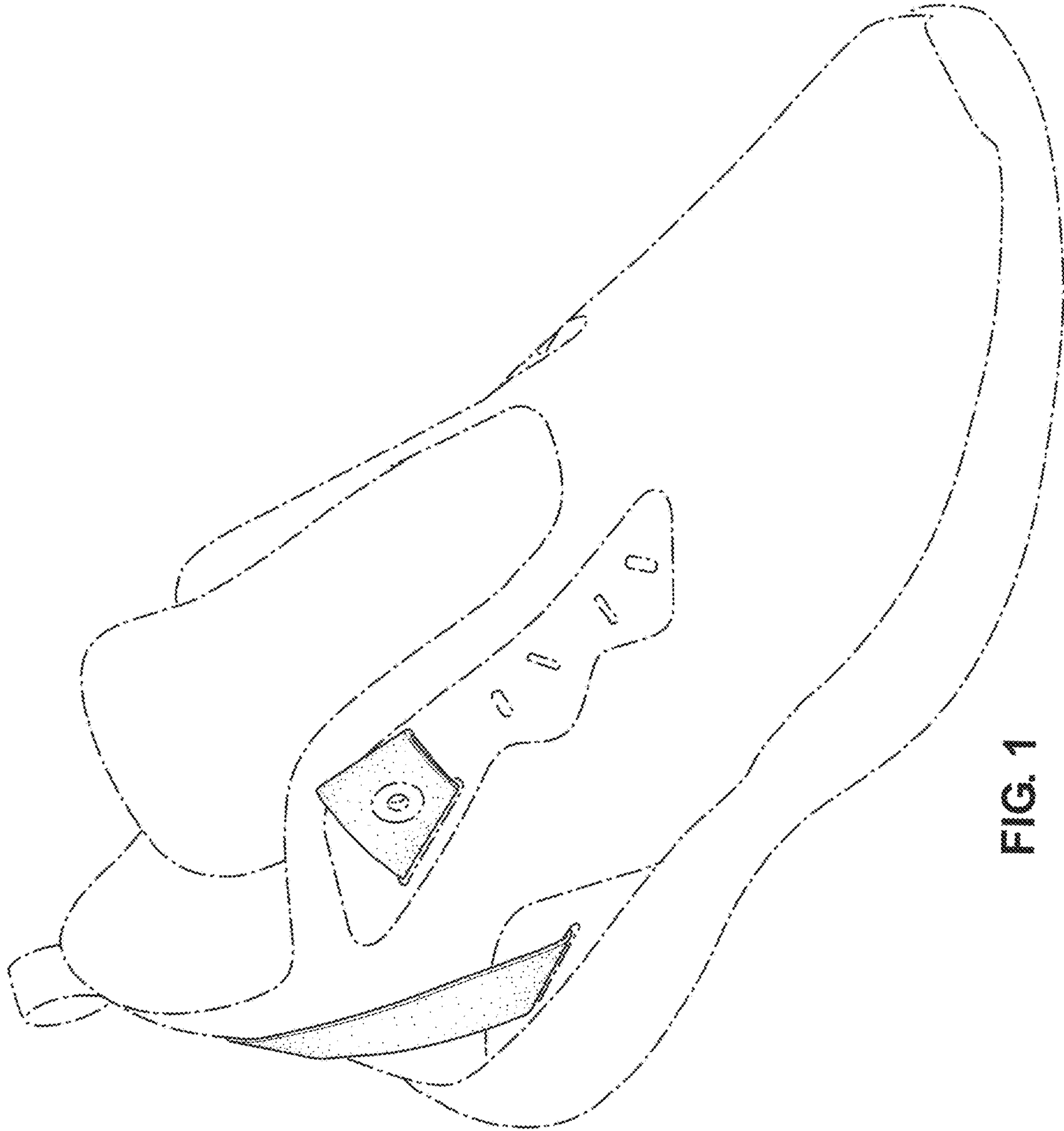


FIG. 1

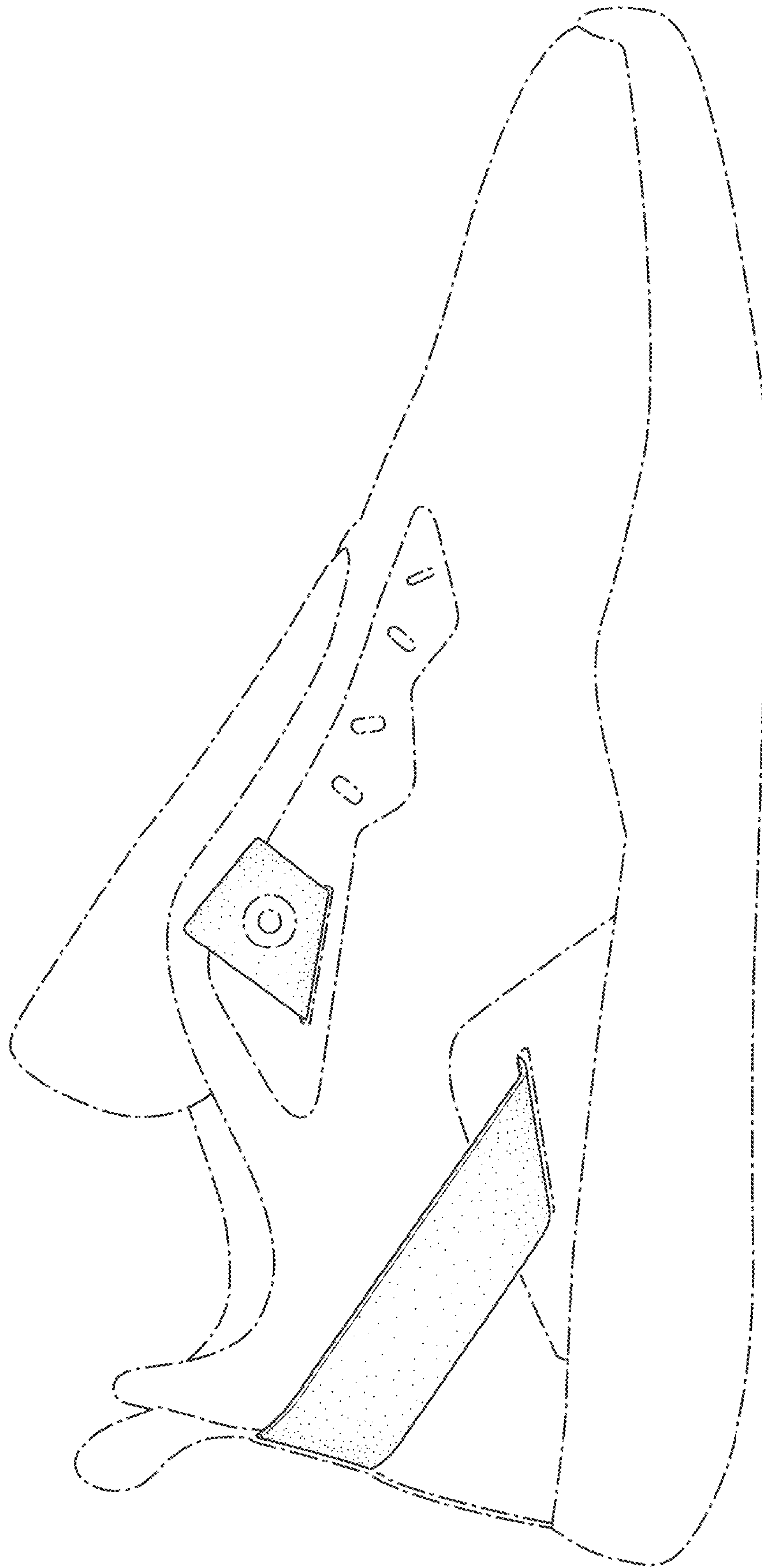


FIG. 2

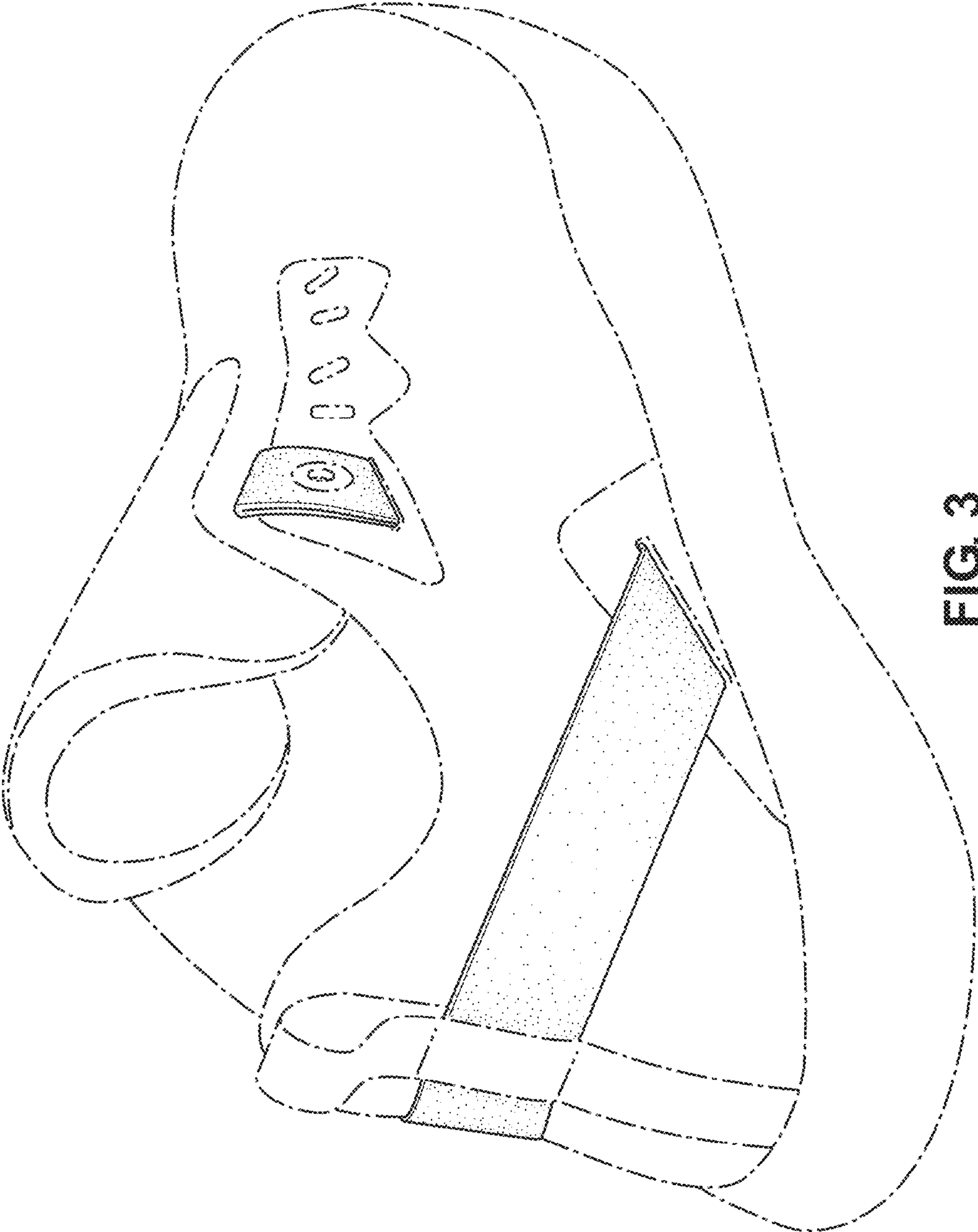


FIG. 3

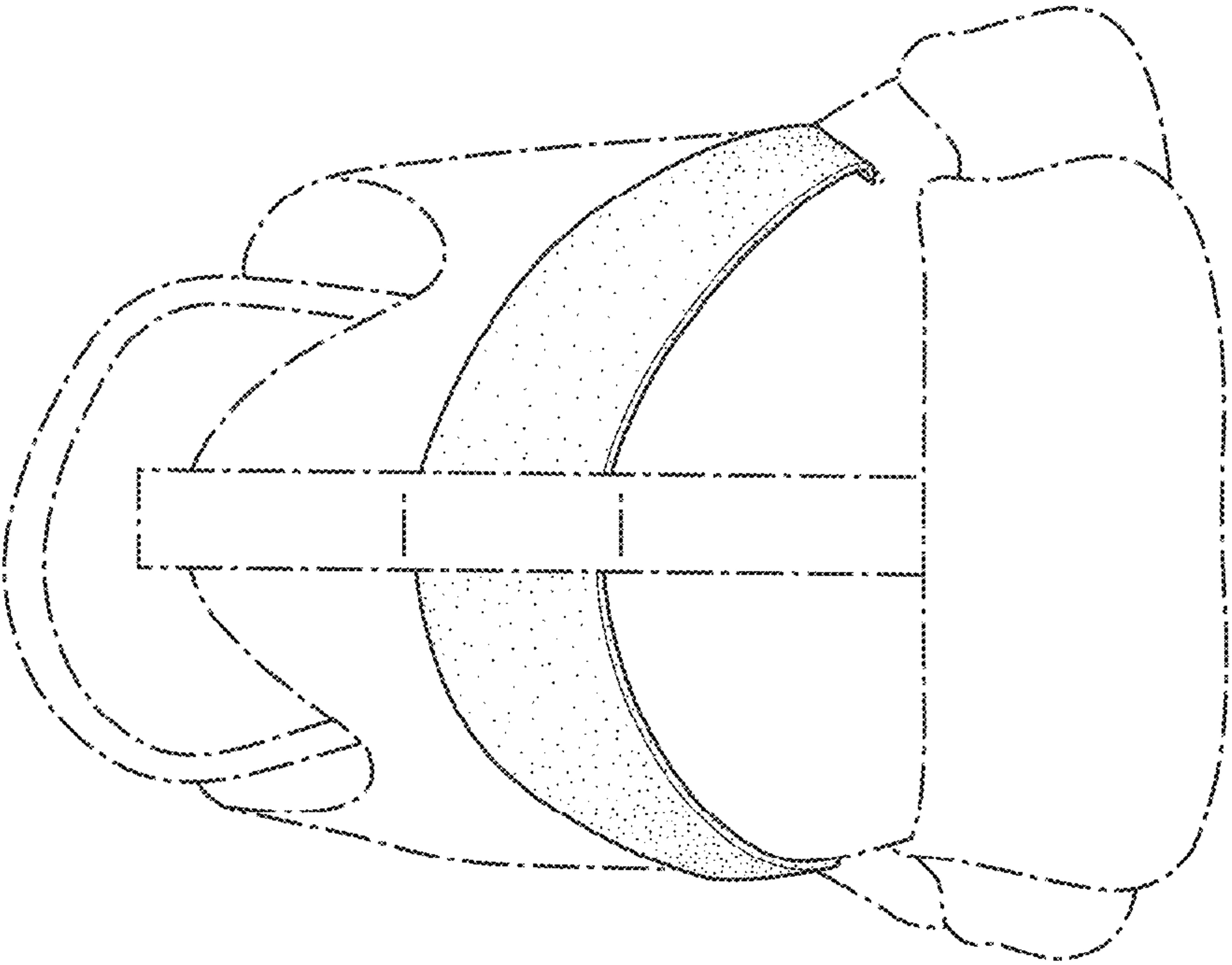


FIG. 4

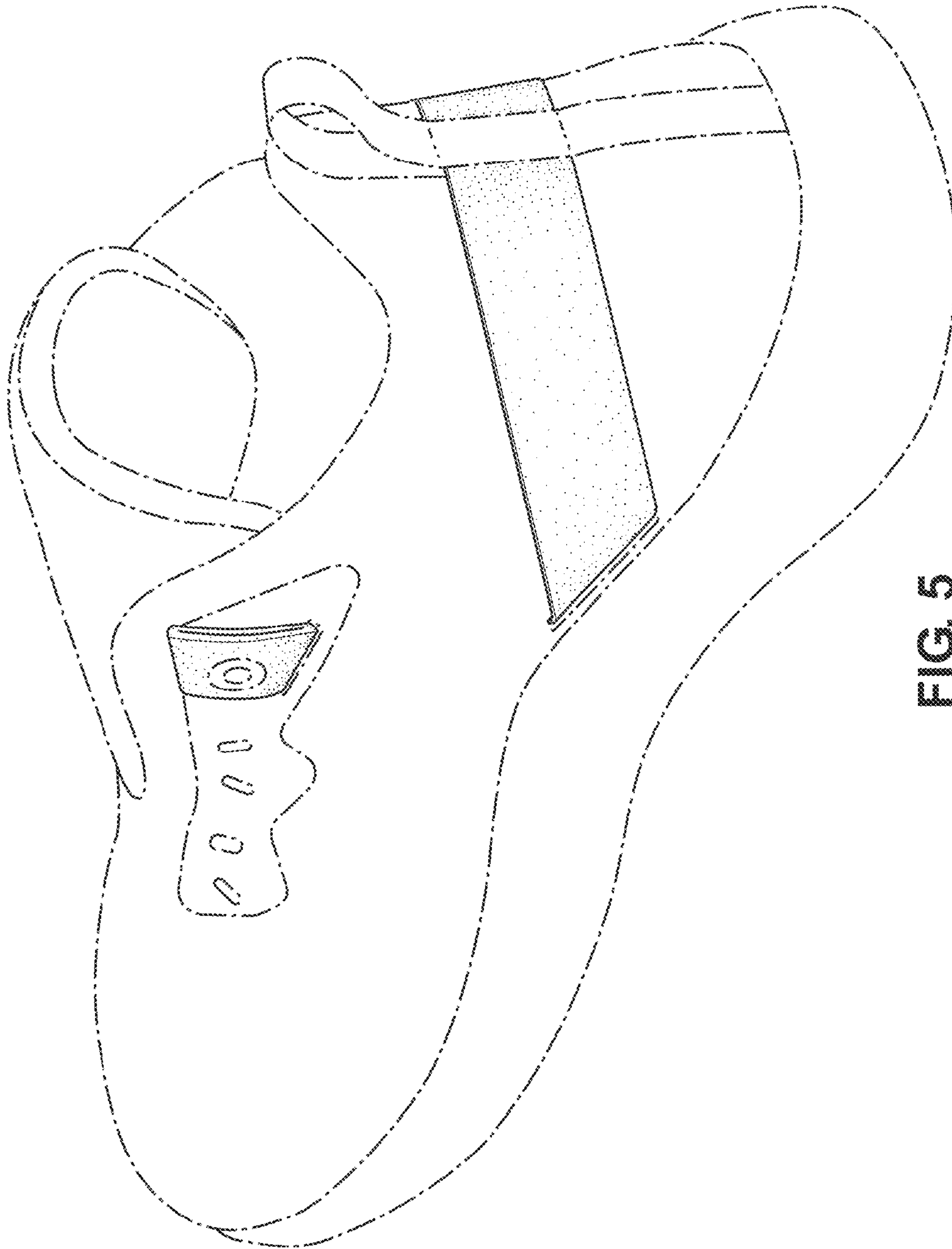


FIG. 5

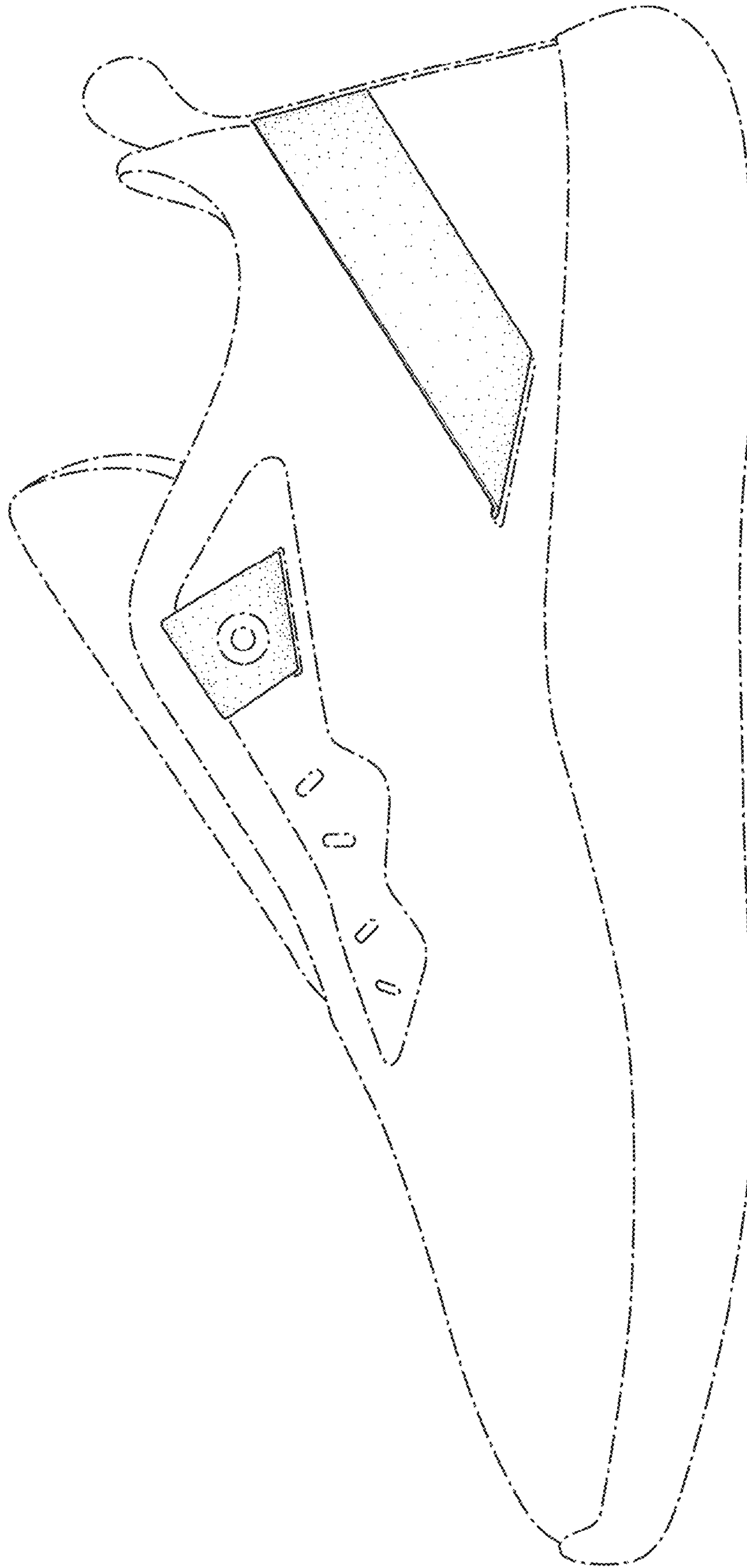


FIG. 6

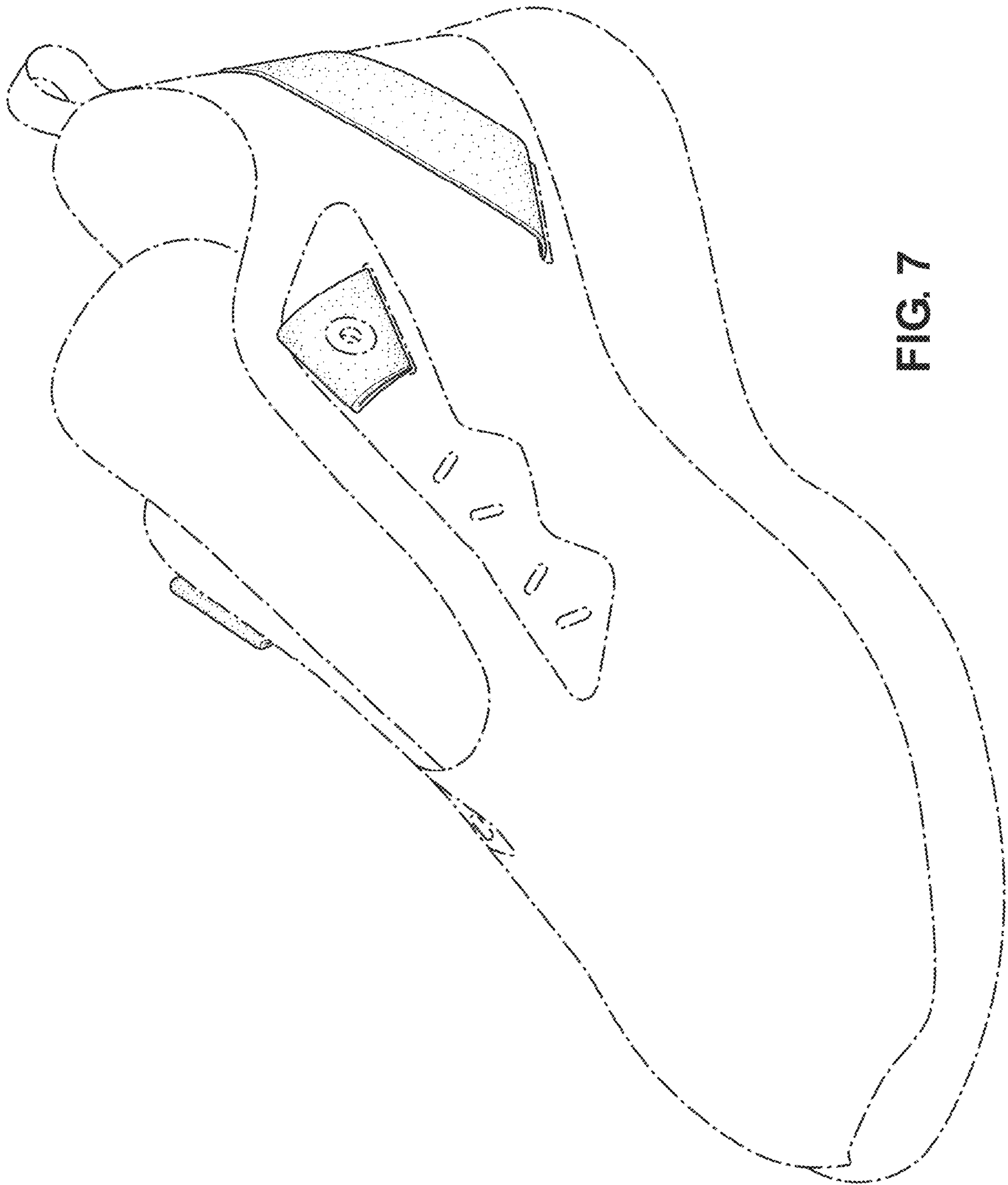


FIG. 7