



US00D878725S

(12) **United States Design Patent**
Ward

(10) **Patent No.:** **US D878,725 S**

(45) **Date of Patent:** **** Mar. 24, 2020**

(54) **SHOE**

(71) Applicant: **Converse Inc.**, Boston, MA (US)

(72) Inventor: **Richard Ward**, Amsterdam (NL)

(73) Assignee: **Converse Inc.**, Boston, MA (US)

(**) Term: **15 Years**

(21) Appl. No.: **29/657,988**

(22) Filed: **Jul. 26, 2018**

(51) **LOC (12) Cl.** **02-04**

(52) **U.S. Cl.**

USPC **D2/960**; D2/951; D2/957

(58) **Field of Classification Search**

USPC D2/902, 906, 908, 916, 918, 925,

D2/946-962, 977; 36/3 B, 22 R, 24.5,

36/25 R, 28, 32 R, 34 R, 59 C, 67 A, 103

CPC A43B 13/00; A43B 13/02; A43B 13/023;

A43B 13/026; A43B 13/04; A43B 13/08;

A43B 13/10; A43B 13/12; A43B 13/14;

A43B 13/141; A43B 13/143; A43B

13/16; A43B 13/18; A43B 13/181; A43B

13/187; A43B 13/189; A43B 13/20; A43B

13/22; A43B 13/223; A43B 13/24; A43B

13/28; A43B 13/30; A43B 13/32; A43B

13/34; A43B 13/36

See application file for complete search history.

(56) **References Cited**

U.S. PATENT DOCUMENTS

861,846 A * 7/1907 Henricks A43B 7/082

36/3 B

D114,187 S * 4/1939 Leight D2/960

2,353,829 A * 7/1944 Jakosky A43B 13/14

36/59 R

D242,091 S * 11/1976 Tornero D2/954

D247,140 S * 2/1978 Sorge D2/957

D281,460 S * 11/1985 Parker D2/957

D302,351 S * 7/1989 Brill D2/955

D399,345 S * 10/1998 Koh D2/960

D472,699 S * 4/2003 Schroeder D2/951

D498,904 S * 11/2004 Lee A43B 13/223

D2/953

D577,183 S 9/2008 Link

D577,883 S 10/2008 Link

(Continued)

OTHER PUBLICATIONS

Converse Chuck Taylor All-Star 'Logo Tape' Pack Arrives in Three Colors [online], [retrieved Jul. 26, 2018] retrieved from internet <URL: <https://sneakernews.com/2018/06/24/converse-chuck-taylor-logo-tape-pack-buy-now/>>; 22 color sheets, Dated Jun. 24, 2018.

Primary Examiner — T Chase Nelson

(74) *Attorney, Agent, or Firm* — Banner & Witcoff, Ltd.

(57) **CLAIM**

The ornamental design for a shoe, as shown and described.

DESCRIPTION

FIG. 1 is a rear perspective view of a shoe showing my new design;

FIG. 2 is a bottom view thereof;

FIG. 3 is a second rear perspective view thereof.

FIG. 4 is a front perspective view thereof;

FIG. 5 is a second front perspective view thereof;

FIG. 6 is a cross-section taken through line 6-6 of FIG. 2;

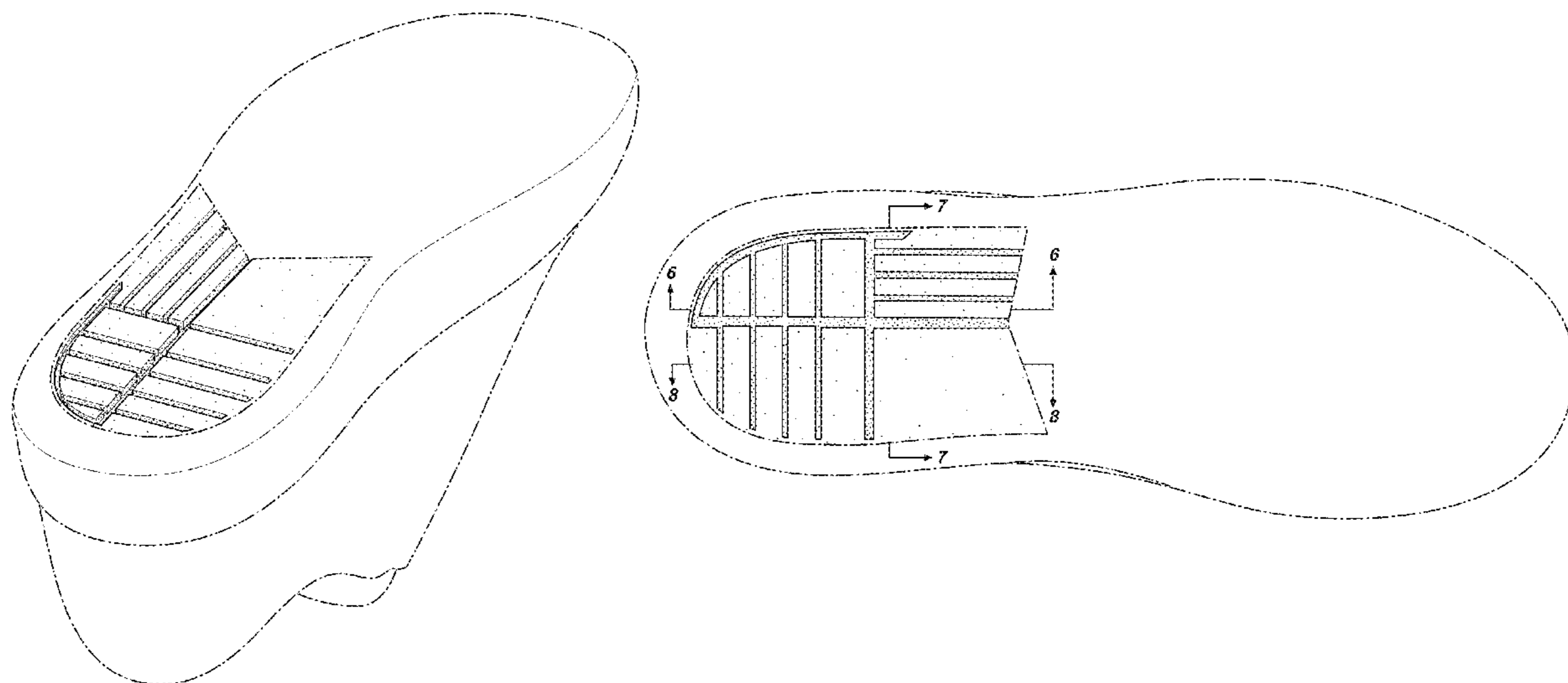
FIG. 7 is a cross-section taken through line 7-7 of FIG. 2;

and,

FIG. 8 is a cross-section taken through line 8-8 of FIG. 2.

The broken lines immediately adjacent to the shaded area define the bounds of the claimed design and form no part thereof. The uneven-length broken lines shown in the cross section views of FIGS. 6-8 form no part of the claimed design. The broken lines depicting the remainder of the shoe show features that form no part of the claimed design.

1 Claim, 8 Drawing Sheets



(56)

References Cited

U.S. PATENT DOCUMENTS

D591,945	S *	5/2009	Belley	D2/951
D654,259	S	2/2012	Hatfield	
D663,511	S *	7/2012	Martinez	D2/917
D682,524	S	5/2013	James	
D712,645	S *	9/2014	Bove	D2/951
D768,368	S *	10/2016	Birkinhead	A43B 5/10
				D2/953
D798,547	S *	10/2017	Hobson	A43B 7/082
				D2/908
D805,273	S *	12/2017	Birkinhead	D2/908
D811,066	S *	2/2018	Young	D2/960
D815,815	S *	4/2018	Moore	D2/947
D831,319	S *	10/2018	Vasyli	D2/960
D834,795	S *	12/2018	Vasyli	D2/947
D861,309	S *	10/2019	Wang	D2/957
D870,437	S *	12/2019	Swartz	D2/960
2005/0257402	A1 *	11/2005	Kobayashi	A43B 5/10
				36/59 R
2010/0088928	A1 *	4/2010	Sarantakos	A43B 5/08
				36/103
2012/0174439	A1 *	7/2012	O'Connor	A43B 3/108
				36/91
2018/0160773	A1 *	6/2018	Goldman	A43B 13/223

* cited by examiner

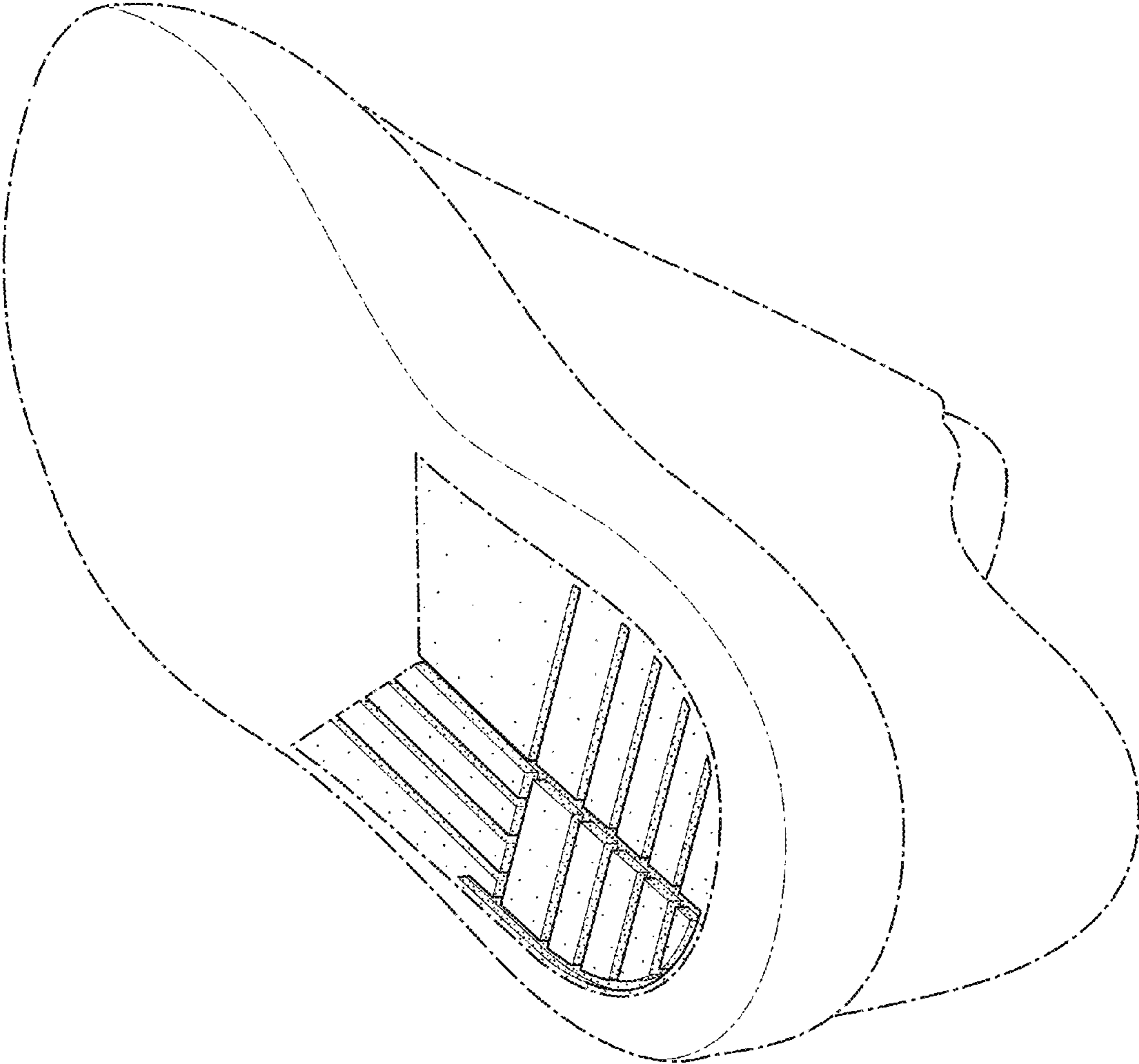


FIG. 1

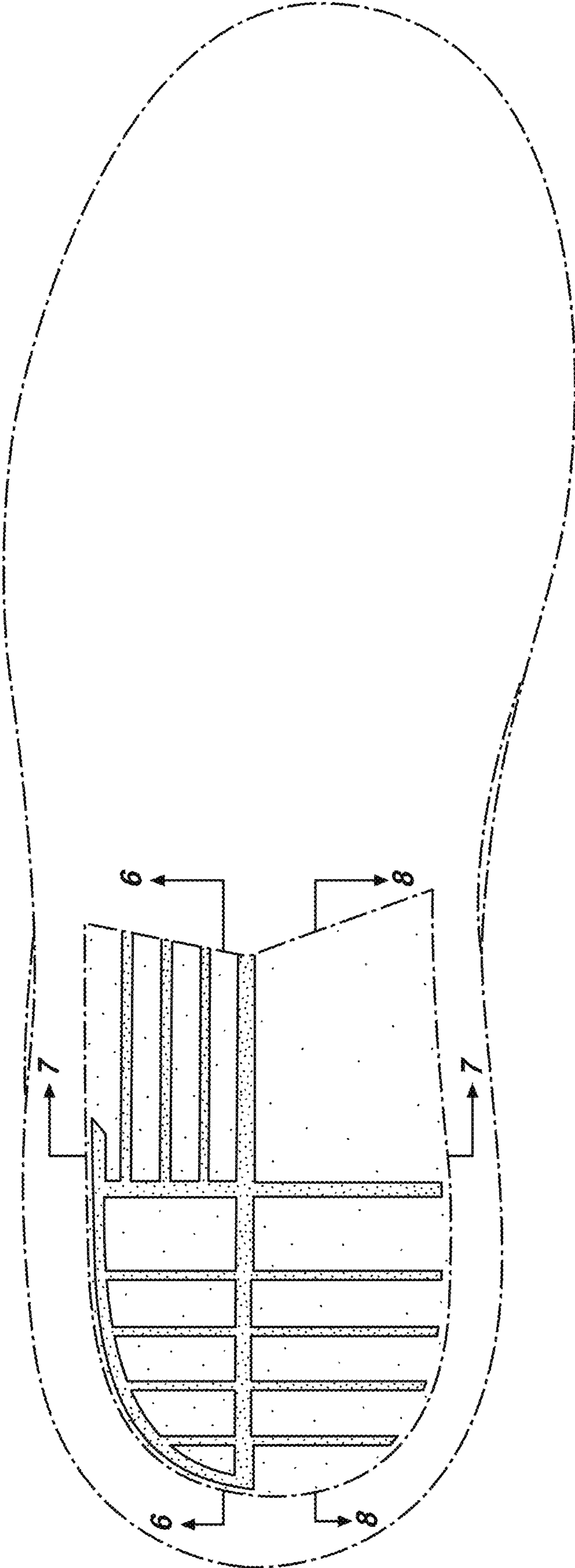


FIG. 2

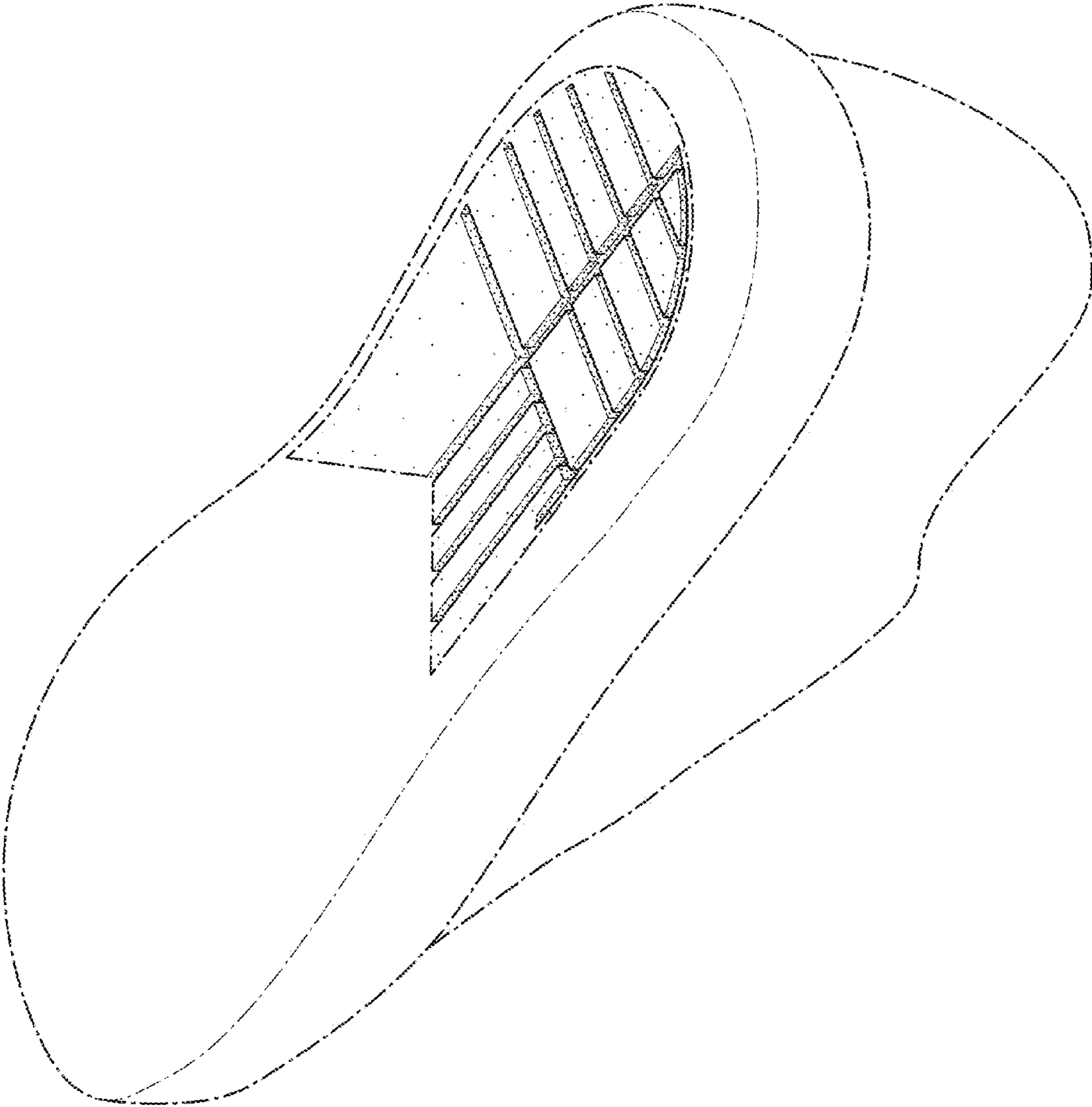


FIG. 3

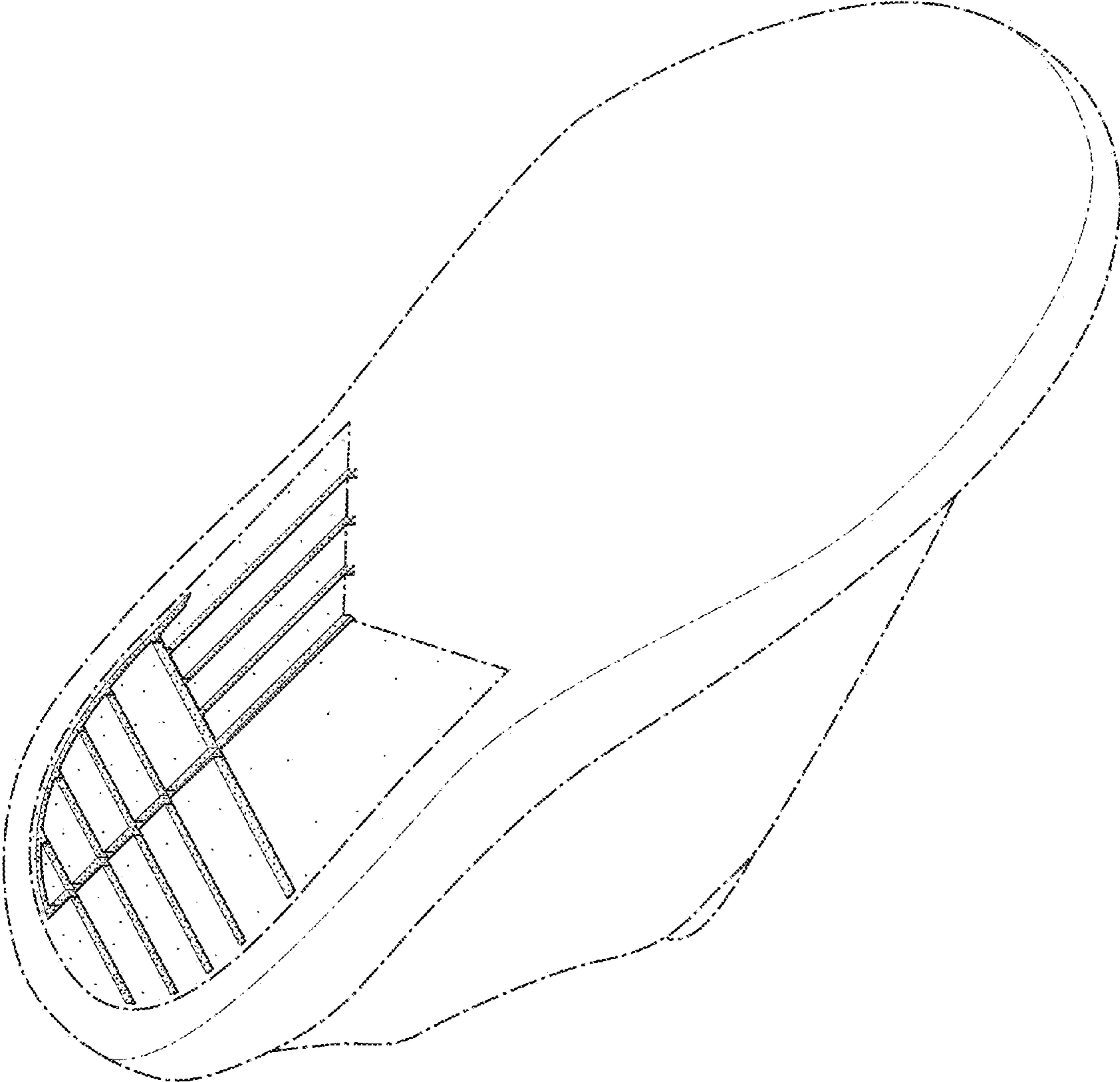


FIG. 4

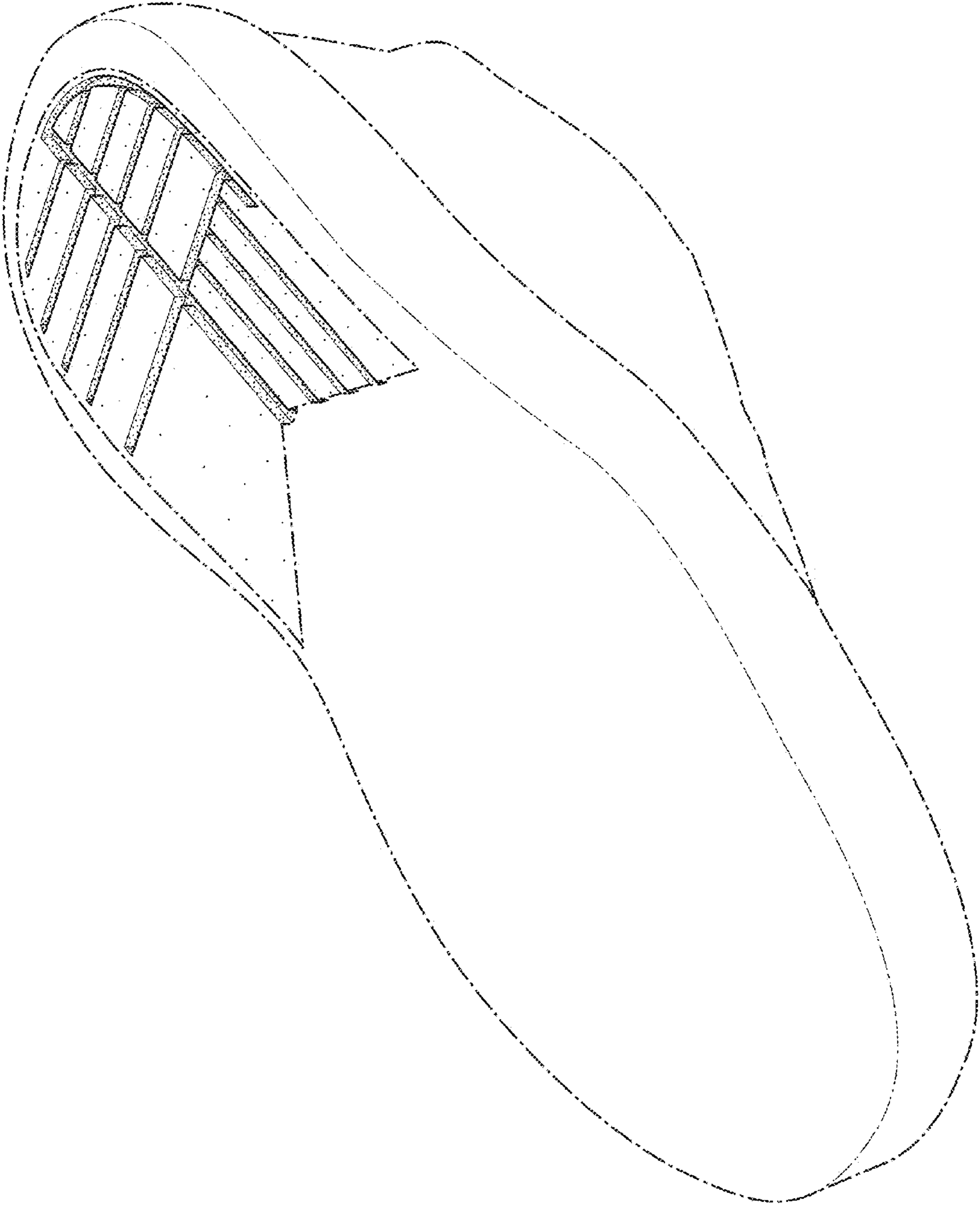


FIG. 5



FIG. 6



FIG. 7



FIG. 8