



US00D878721S

(12) **United States Design Patent**  
**Wang et al.**

(10) **Patent No.:** **US D878,721 S**  
(45) **Date of Patent:** **\*\* Mar. 24, 2020**

- (54) **SHOE WITH BALL AND CHAIN**
- (71) Applicant: **ALEXANDER WANG**  
**INCORPORATED**, New York, NY  
(US)
- (72) Inventors: **Alexander Wang**, New York, NY (US);  
**Nicolas Jean Berny**, Porto Vecchio  
(FR)
- (73) Assignee: **ALEXANDER WANG**  
**INCORPORATED**, New York, NY  
(US)
- (\*\*) Term: **15 Years**
- (21) Appl. No.: **29/704,026**
- (22) Filed: **Aug. 30, 2019**

**Related U.S. Application Data**

- (63) Continuation of application No. 29/618,971, filed on  
Sep. 26, 2017.
- (51) **LOC (12) Cl.** ..... **02-04**
- (52) **U.S. Cl.**  
USPC ..... **D2/946; D2/947**
- (58) **Field of Classification Search**  
USPC ..... D2/896-897, 902-903, 907-908,  
D2/911-912, 923-924, 929, 935,  
D2/943-948, 953-954, 969-970, 972-978  
CPC ..... A43B 23/02; A43B 23/025; A43B 23/24;  
A43B 3/0078; A43B 15/00; A43B 5/01;  
A43B 5/06; A43B 5/10; A43B 1/0081;  
A43C 7/00; A43C 7/005  
See application file for complete search history.

(56) **References Cited**

**U.S. PATENT DOCUMENTS**

- D91,534 S 2/1934 Morali
- D91,535 S 2/1934 Morali
- D127,745 S \* 6/1941 Graff ..... D2/977

- D128,475 S 7/1941 Bergman
- D129,120 S 8/1941 Joyce
- D129,703 S \* 9/1941 Grossmann ..... D2/932
- D131,064 S 1/1942 Julianelli
- D131,170 S 1/1942 Wolock
- D136,337 S \* 9/1943 Kaufmann ..... D2/947
- 2,661,548 A \* 12/1953 Stritter ..... A43B 9/06  
36/25 R
- 4,308,671 A \* 1/1982 Bretschneider ..... A43B 1/0045  
36/11

(Continued)

**OTHER PUBLICATIONS**

2-27.: Inch Stainless Steel Ball Chain Necklaces by Rivet-Rex.  
Sold by Amazon.com. Mar. 16, 2012. Accessed on Jan. 2, 2020. 3  
Pages Total, (Year: 2012).

*Primary Examiner* — Kevin K Rudzinski  
*Assistant Examiner* — Clare Ann Gannon  
(74) *Attorney, Agent, or Firm* — Arent Fox LLP

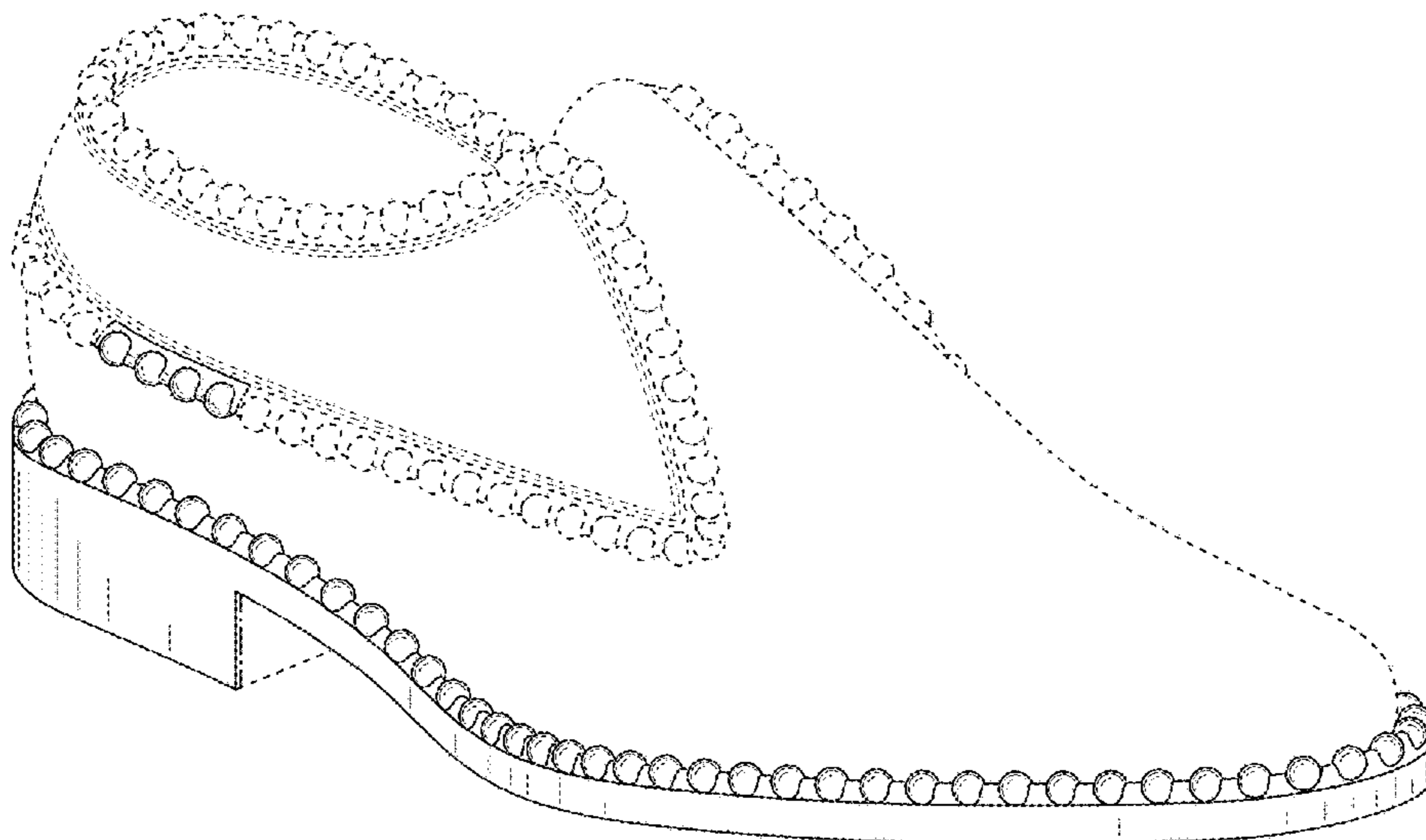
(57) **CLAIM**

The ornamental design for a shoe with ball and chain, as  
shown and described.

**DESCRIPTION**

FIG. 1 is a top, front left perspective view of a shoe with ball  
and chain showing our new design;  
FIG. 2 is a front view of the design shown in FIG. 1;  
FIG. 3 is a rear view of the design shown in FIG. 1;  
FIG. 4 is a right side view of the design shown in FIG. 1;  
FIG. 5 is a left side view of the design shown in FIG. 1;  
FIG. 6 is a top view of the design shown in FIG. 1; and,  
FIG. 7 is a bottom view of the design shown in FIG. 1.  
The figures include broken, solid and dash-dot-dash lines.  
The areas within the solid lines and inside the dash-dot-dash  
lines form the claimed design. The broken lines shown in the  
figures are included for the purpose of illustrating portions  
of the shoe with ball and chain and form no part of the  
claimed design.

**1 Claim, 6 Drawing Sheets**



(56)

**References Cited**

U.S. PATENT DOCUMENTS

D327,976 S \* 7/1992 Biotteau ..... A43B 1/0045  
D2/953  
D398,438 S 9/1998 De Baere  
D525,421 S 7/2006 Choi  
D583,538 S 12/2008 Choi  
D597,285 S 8/2009 Ringholz  
D609,447 S 2/2010 Choi  
D683,935 S 6/2013 Day  
D712,641 S 9/2014 Louboutin  
D716,023 S \* 10/2014 Kamppff ..... D2/944  
D720,921 S 1/2015 Spring  
D729,506 S 5/2015 Louboutin  
D730,032 S \* 5/2015 D'Arienzo ..... D2/947  
D767,861 S 10/2016 Wattimena  
D852,474 S \* 7/2019 Sassi ..... A43B 9/06  
D2/947  
D862,051 S \* 10/2019 Goussev ..... D2/947  
D863,742 S 10/2019 Huard et al.

\* cited by examiner

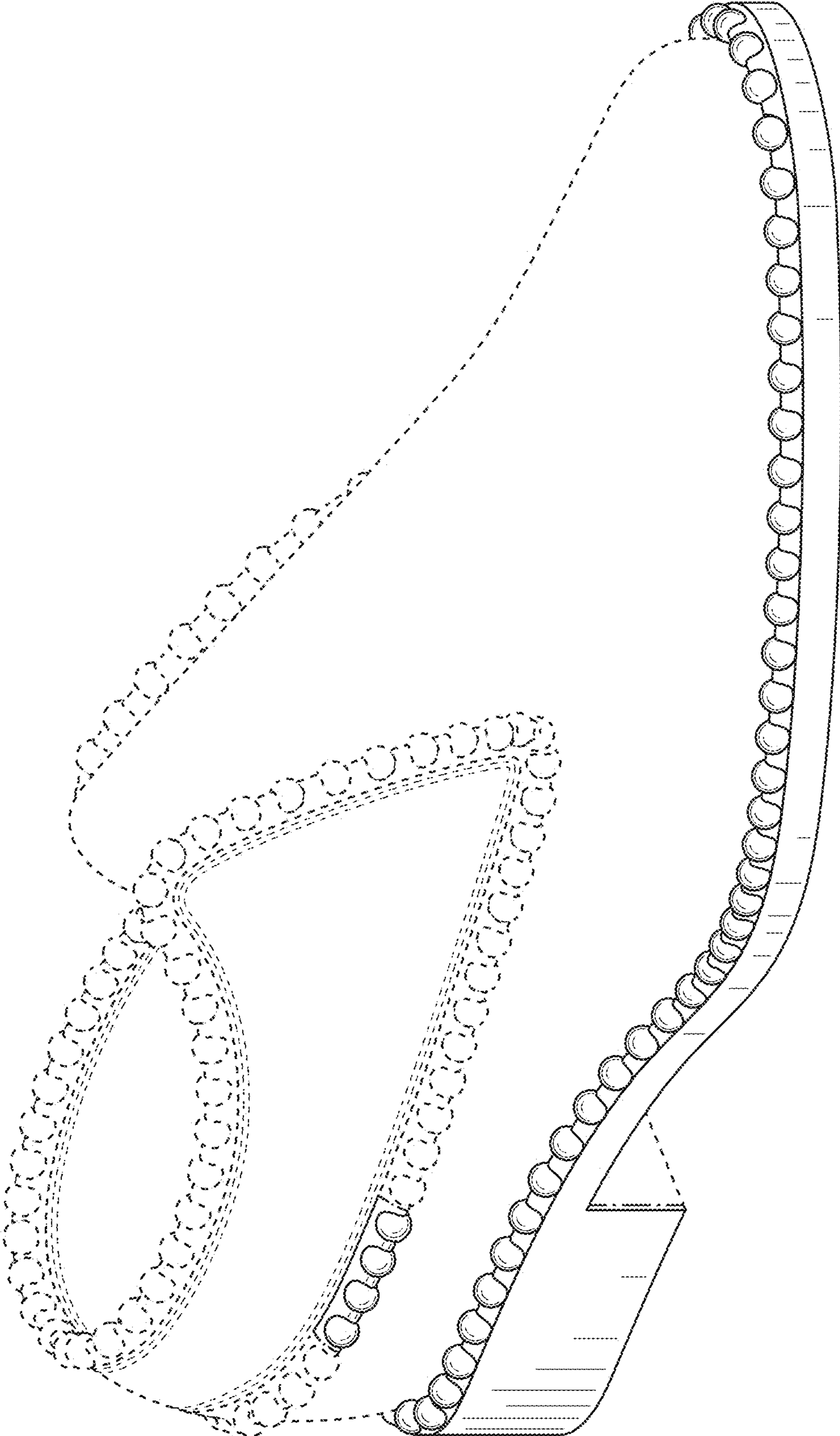


FIG. 1

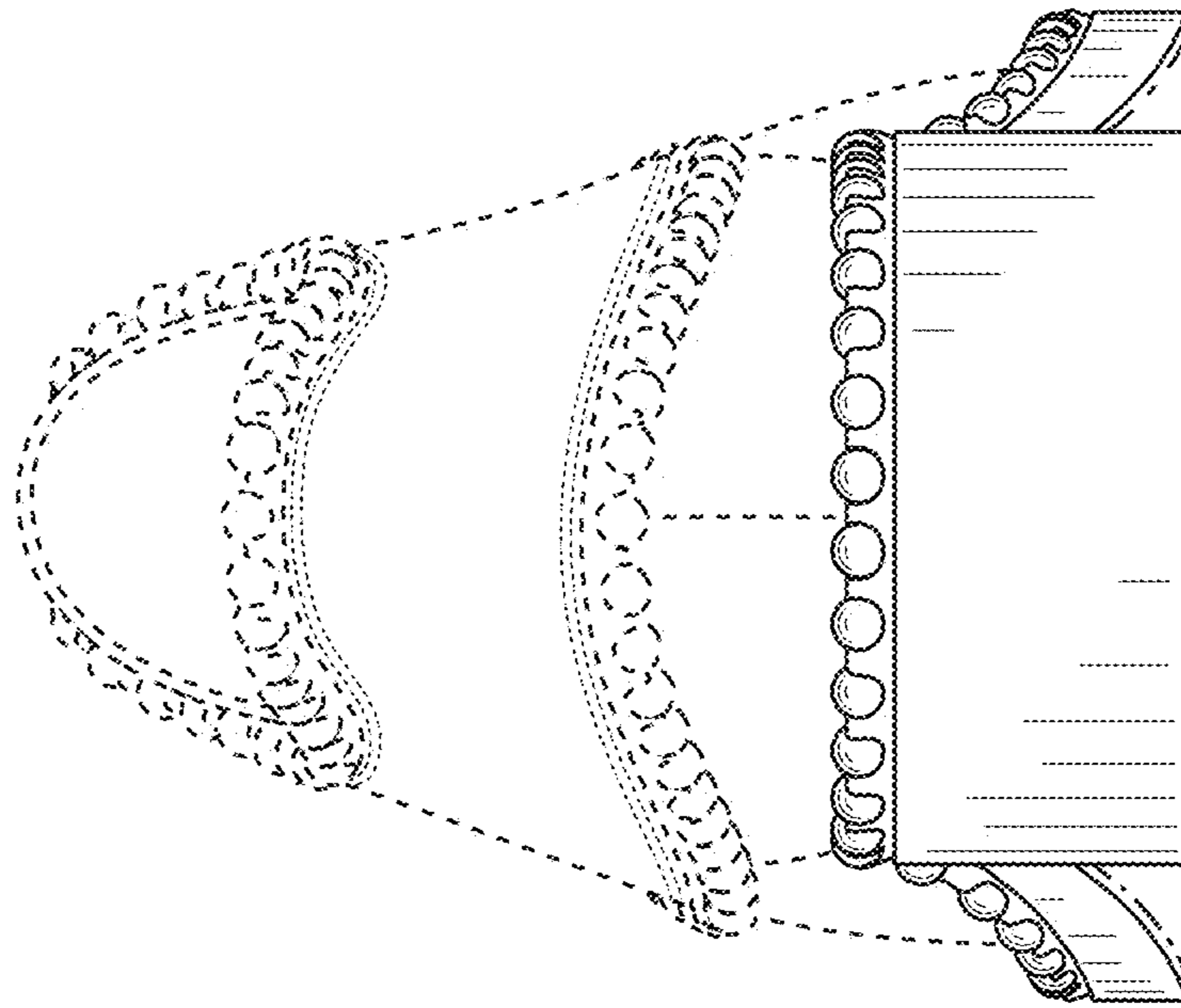


FIG. 3

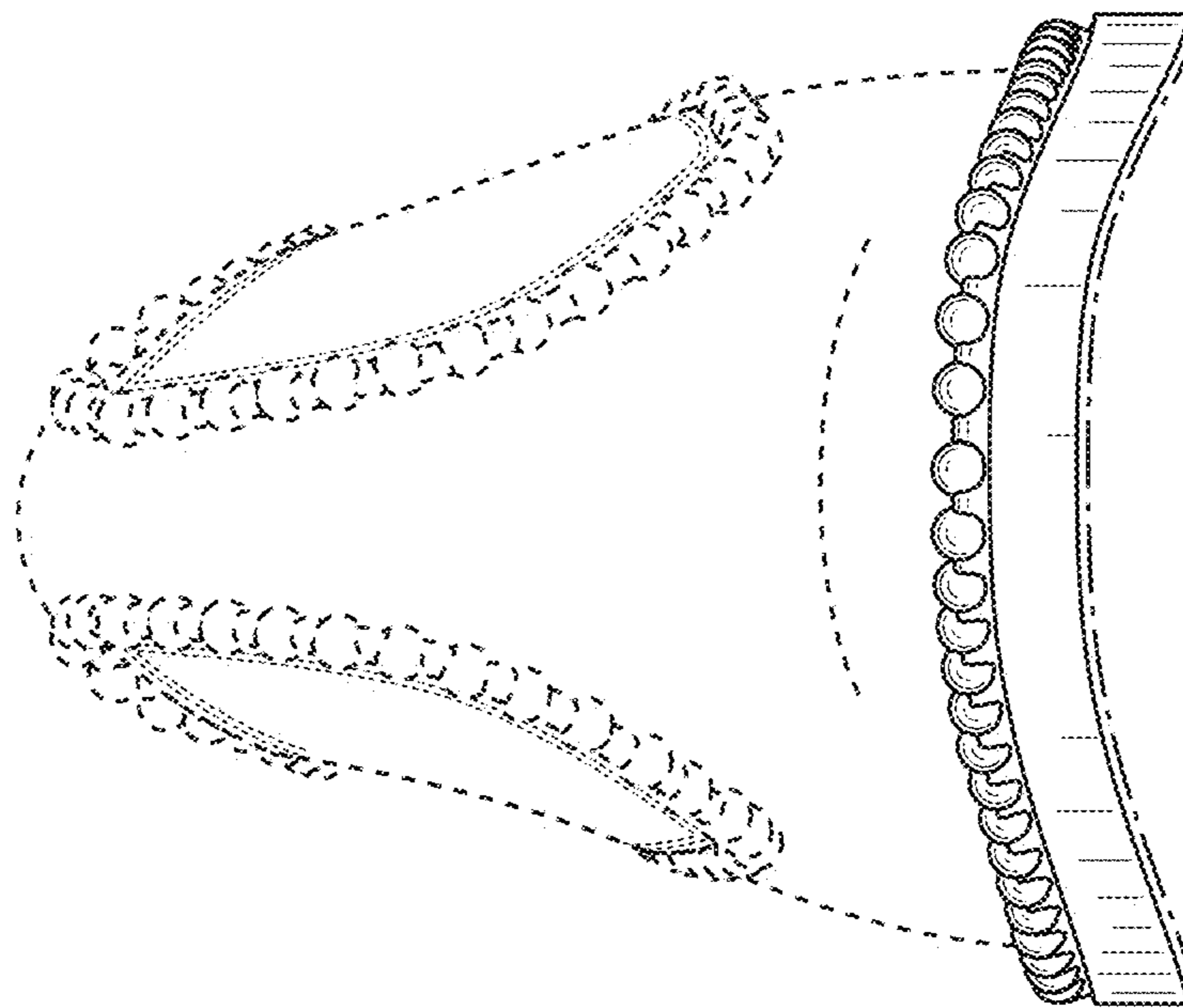


FIG. 2

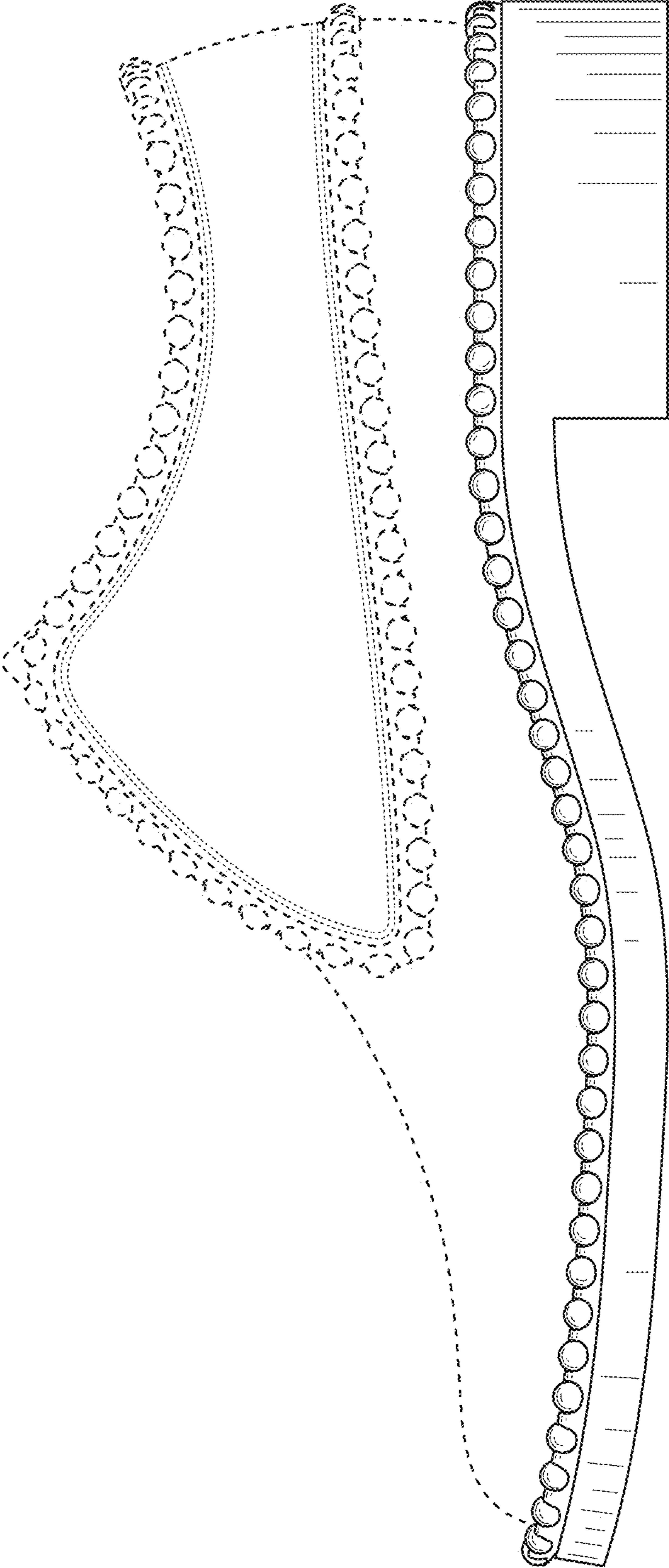


FIG. 4

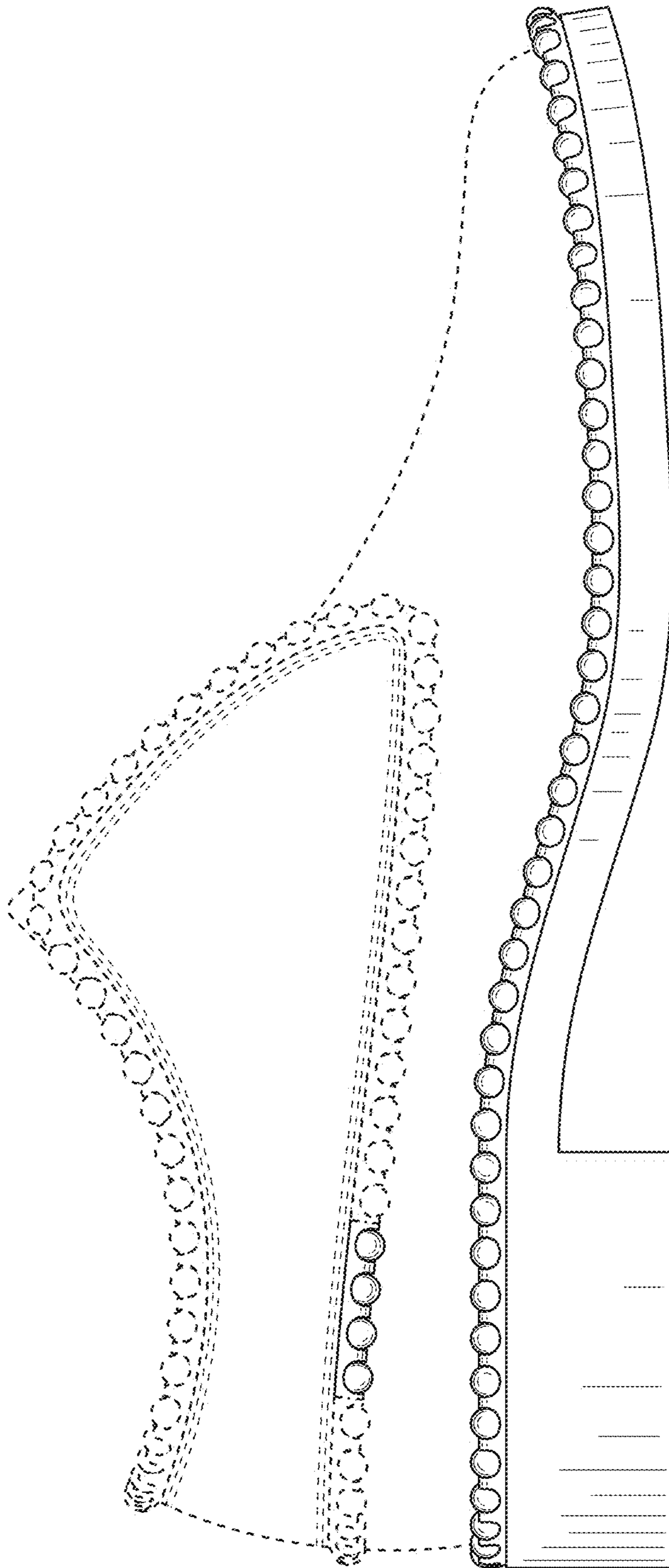


FIG. 5

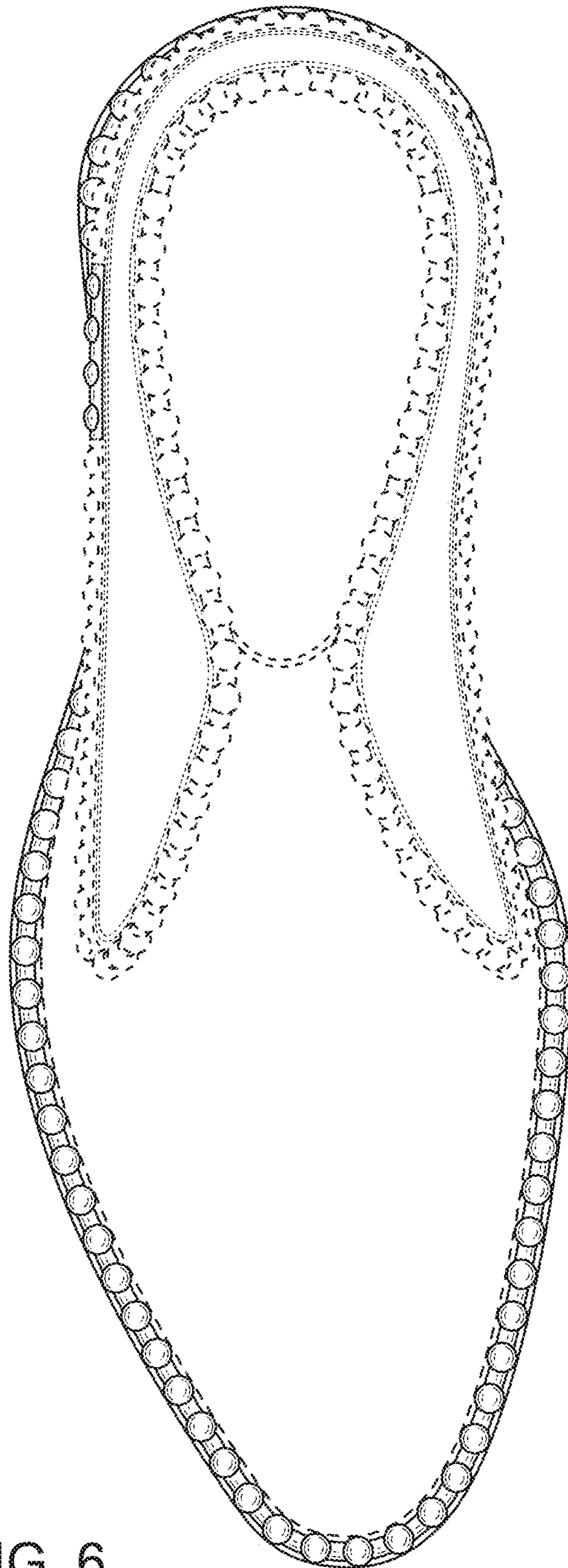


FIG. 6



FIG. 7