



US00D878720S

(12) **United States Design Patent** (10) **Patent No.:** **US D878,720 S**  
**Andrews** (45) **Date of Patent:** **\*\* Mar. 24, 2020**

(54) **SHOE**  
(71) Applicant: **J. Choo Limited**, London (GB)  
(72) Inventor: **Emily Andrews**, Farnborough (GB)  
(73) Assignee: **J. Choo Limited**, London (GB)  
(\*\*) Term: **15 Years**  
(21) Appl. No.: **29/619,684**  
(22) Filed: **Sep. 29, 2017**

(30) **Foreign Application Priority Data**

Apr. 12, 2017 (EM) ..... 003854595-0011  
Apr. 12, 2017 (EM) ..... 003854595-0012

(51) **LOC (12) Cl.** ..... **02-04**  
(52) **U.S. Cl.**  
USPC ..... **D2/931; D2/933**

(58) **Field of Classification Search**  
USPC ..... D2/896-897, 902-903, 907-908,  
D2/911-912, 923-925, 935, 943-946,  
D2/948, 953-954, 969-970, 972-978,  
D2/929-931, 933  
CPC ..... A43B 23/02; A43B 23/025; A43B 23/24;  
A43B 3/0078; A43B 15/00; A43B 5/001;  
A43B 5/06; A43B 5/10; A43B 1/0081;  
A43C 7/00; A43C 7/005  
See application file for complete search history.

(56) **References Cited**

**U.S. PATENT DOCUMENTS**

D60,008 S \* 12/1921 Benedetti ..... D2/942  
D92,294 S \* 5/1934 Fister ..... D2/938  
D95,473 S \* 4/1935 Williams ..... D2/933  
D96,055 S \* 6/1935 Rome ..... D2/938  
D96,085 S \* 7/1935 Kerrigan ..... D2/938  
D96,113 S \* 7/1935 Bancroft ..... D2/938  
D96,394 S \* 7/1935 Heil ..... D2/938

D96,466 S \* 8/1935 Goldberg ..... D2/929  
D100,863 S \* 8/1936 Kalmon ..... D2/931  
D101,491 S \* 10/1936 Faleck ..... D2/931  
D102,132 S \* 12/1936 Geller ..... D2/938  
D131,170 S \* 1/1942 Wolock ..... D2/932  
D145,816 S \* 10/1946 Payne ..... D2/916  
D245,128 S \* 7/1977 Fukuoka ..... D2/943  
D632,470 S \* 2/2011 Guers-Neyraud ..... D2/929  
D632,472 S \* 2/2011 Issler ..... D2/971  
D636,171 S \* 4/2011 Guers-Neyraud ..... D2/971  
D650,982 S \* 12/2011 de Lima ..... D2/971  
D655,906 S \* 3/2012 Issler ..... D2/971  
D690,912 S \* 10/2013 Choi ..... D2/917

(Continued)

*Primary Examiner* — Kevin K Rudzinski

*Assistant Examiner* — Clare Ann Gannon

(74) *Attorney, Agent, or Firm* — Fross Zelnick Lehrman & Zissu, P.C.; Lawrence E. Apolzon, Esq.

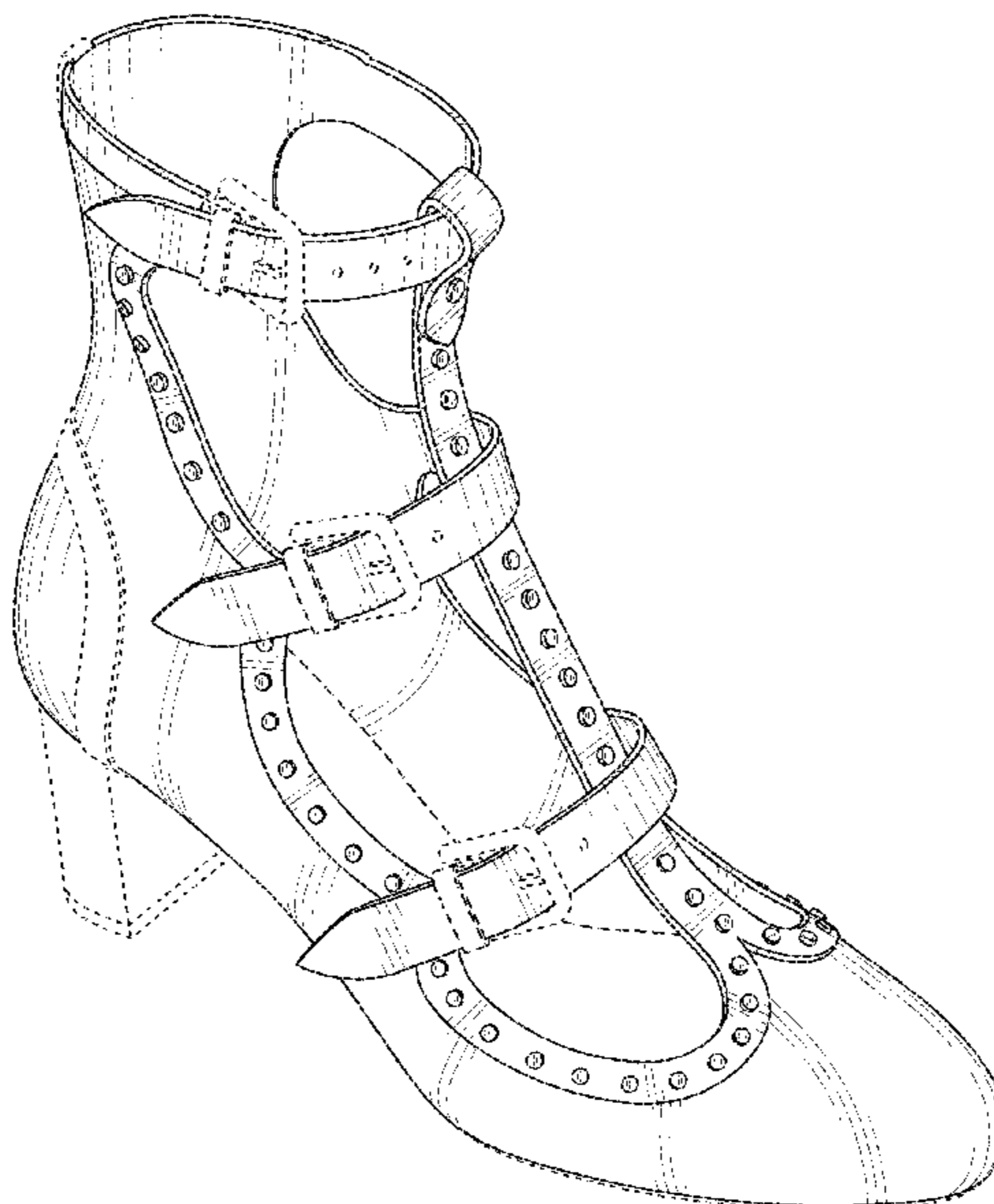
(57) **CLAIM**

The ornamental design for a shoe, as shown and described.

**DESCRIPTION**

FIG. 1 is a front perspective view of a shoe showing my new design;  
FIG. 2 is a right side view thereof;  
FIG. 3 is a left side view thereof;  
FIG. 4 is a front view thereof;  
FIG. 5 is a rear view thereof;  
FIG. 6 is a top view thereof;  
FIG. 7 is a front perspective view of an alternative embodiment of the shoe shown in FIG. 1;  
FIG. 8 is a right side view thereof;  
FIG. 9 is a left side view thereof;  
FIG. 10 is a front view thereof;  
FIG. 11 is a rear view thereof; and,  
FIG. 12 is a top view thereof.  
The broken lines depict portions of the shoe that form no part of the claimed design.

**1 Claim, 12 Drawing Sheets**



(56)

**References Cited**

U.S. PATENT DOCUMENTS

D765,956 S	*	9/2016	Sassi .....	D2/939
D812,354 S	*	3/2018	Sassi .....	D2/939
D814,152 S	*	4/2018	De Nubbio .....	D2/930
D864,547 S	*	10/2019	Fadden .....	D2/972
D866,131 S	*	11/2019	Andrews .....	D2/918

\* cited by examiner

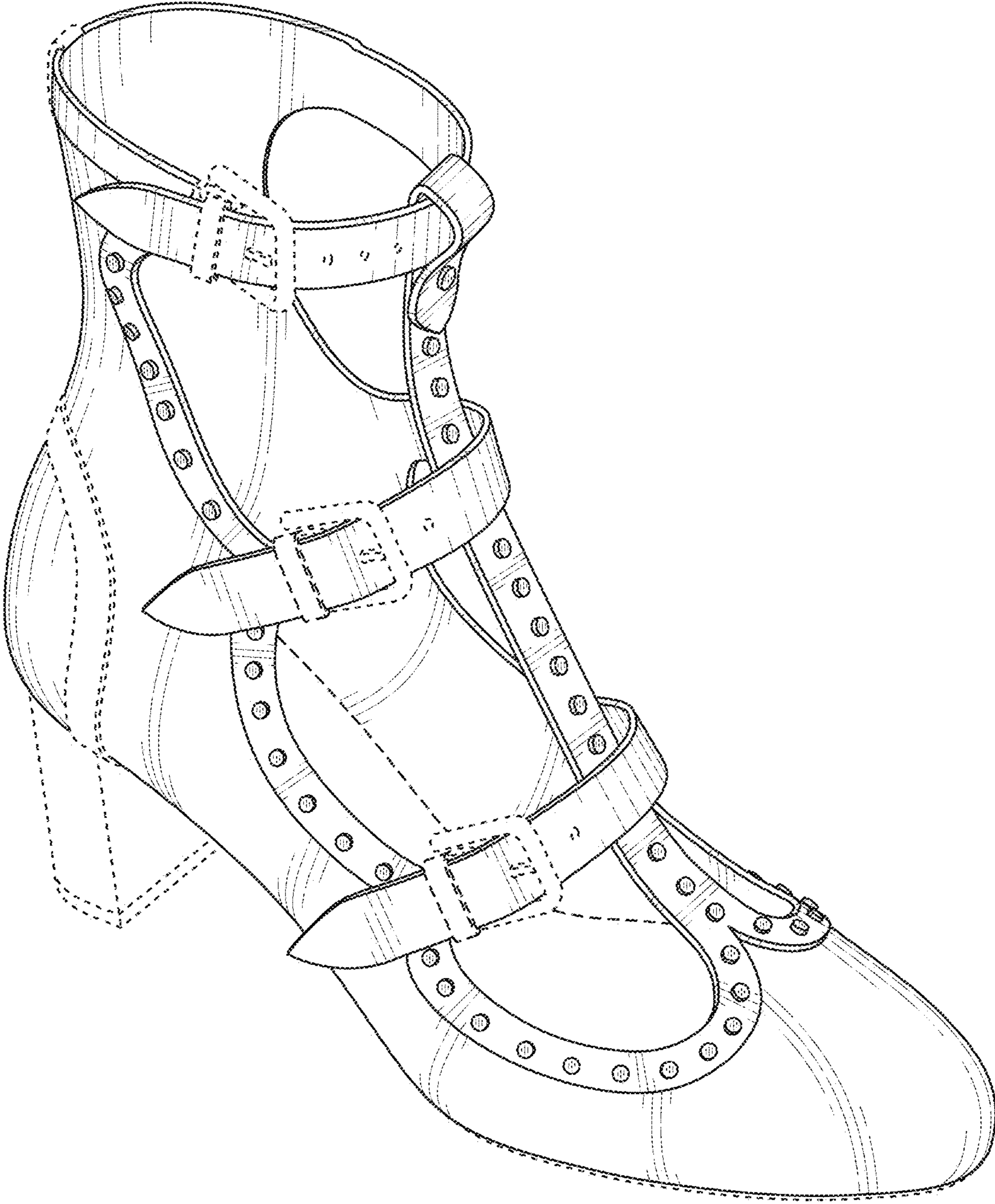


FIG. 1




FIG. 2




FIG. 3

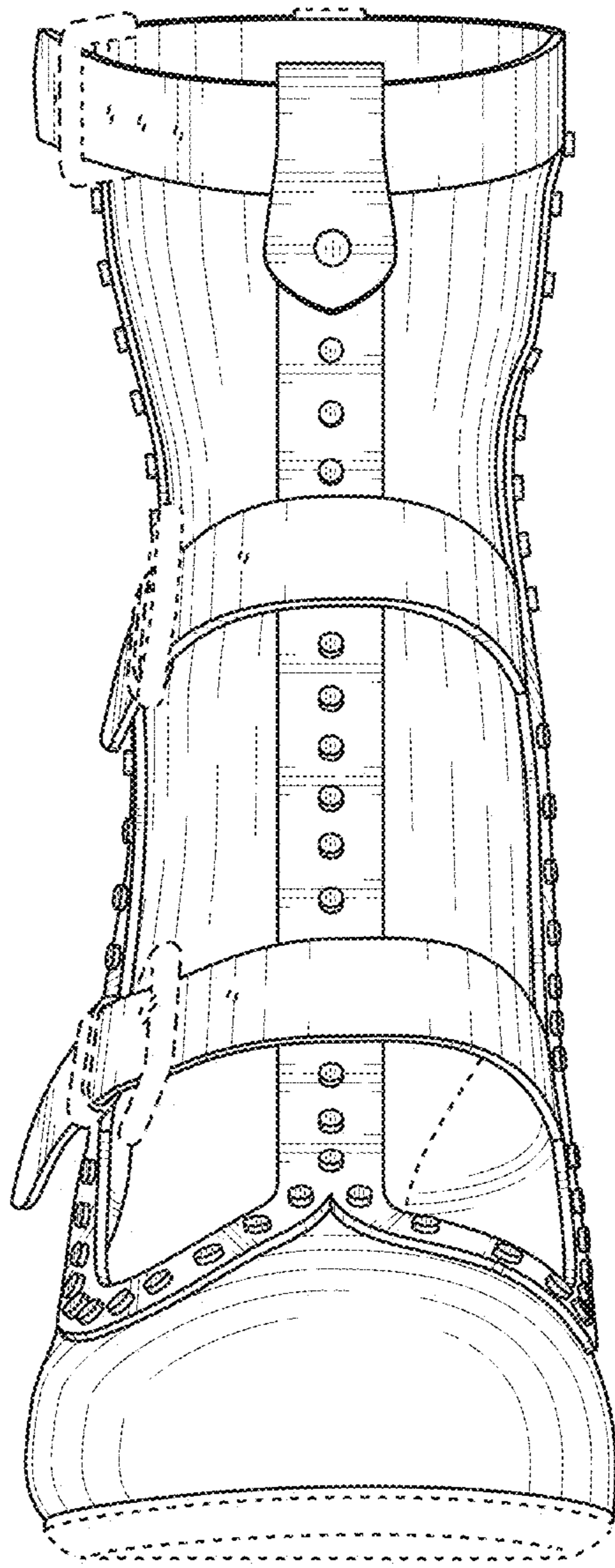


FIG. 4

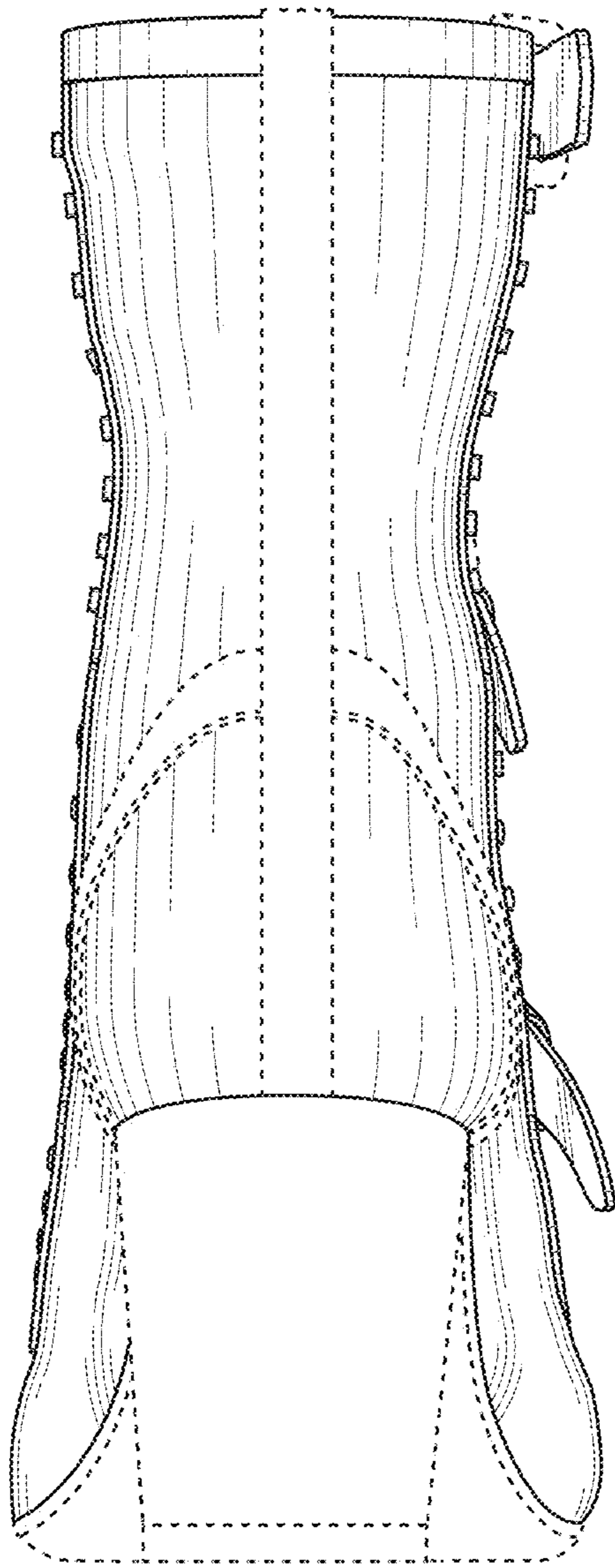


FIG. 5

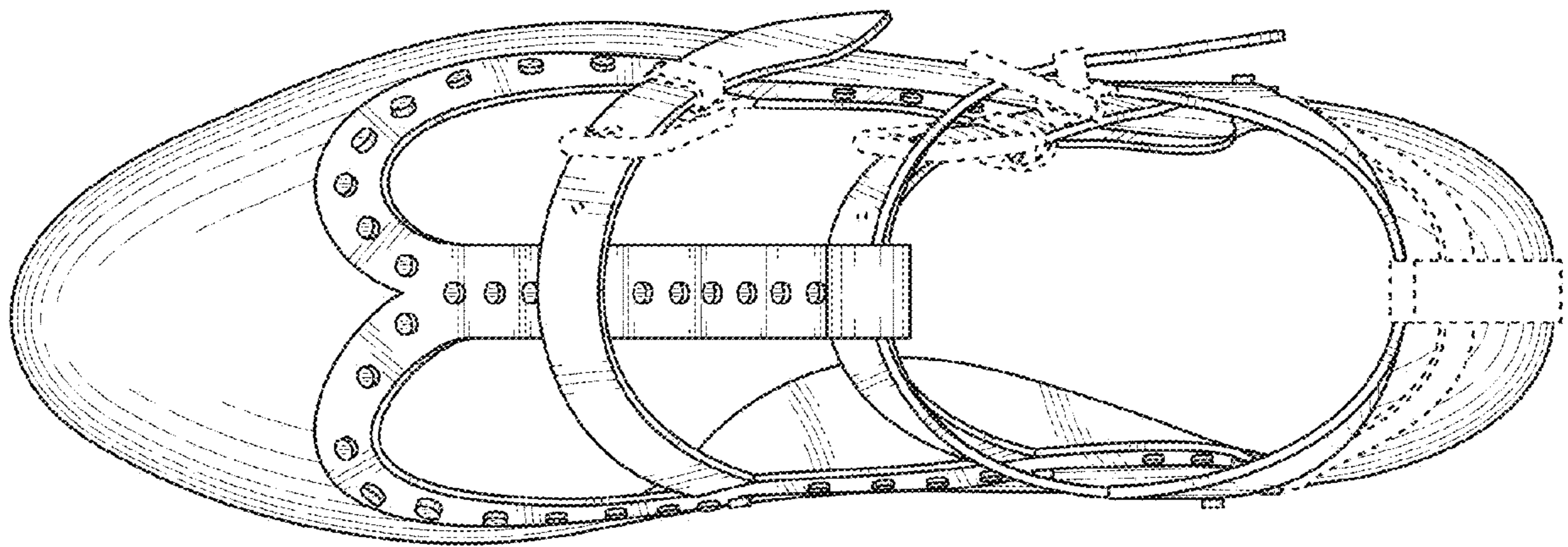


FIG. 6



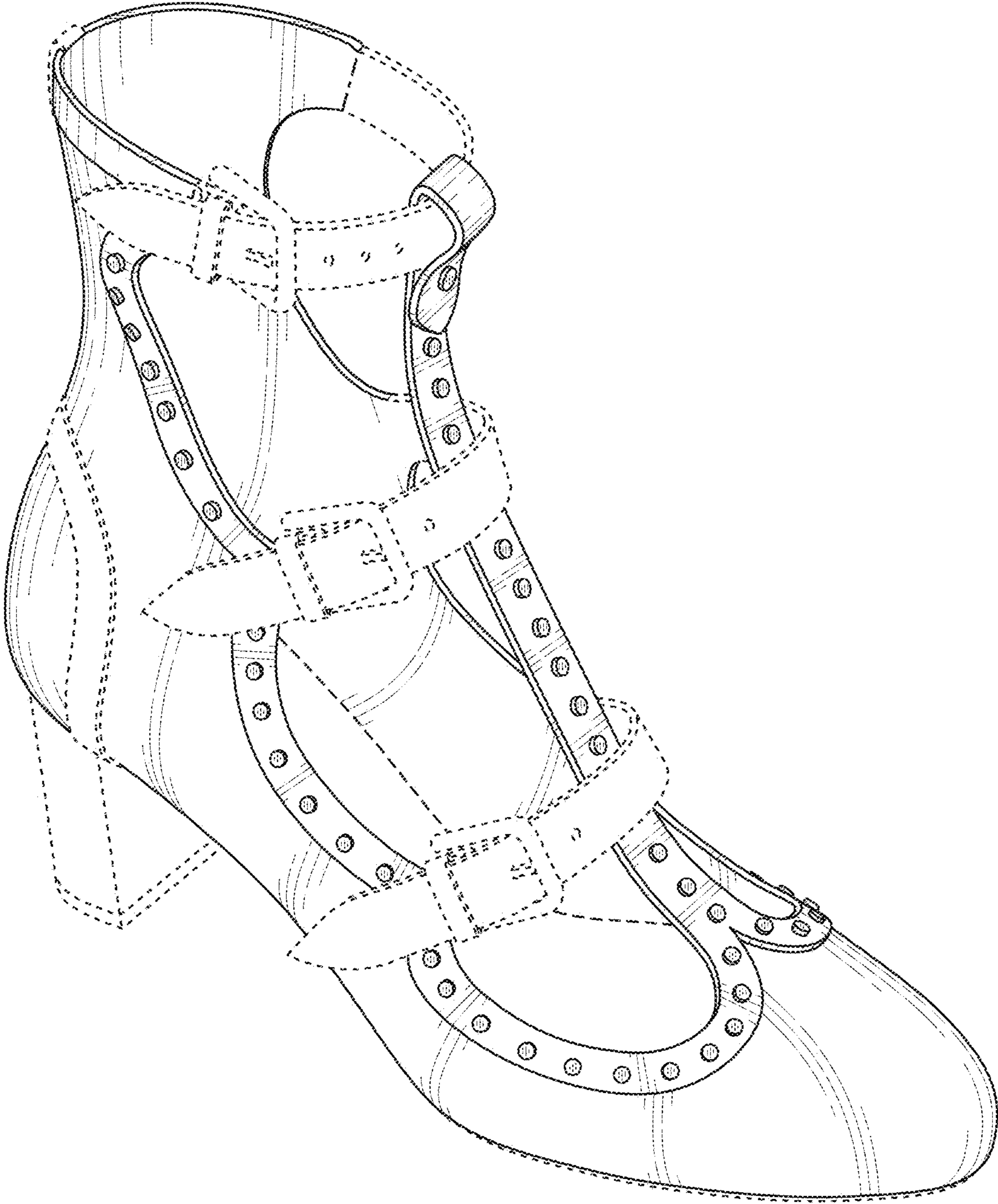


FIG. 7

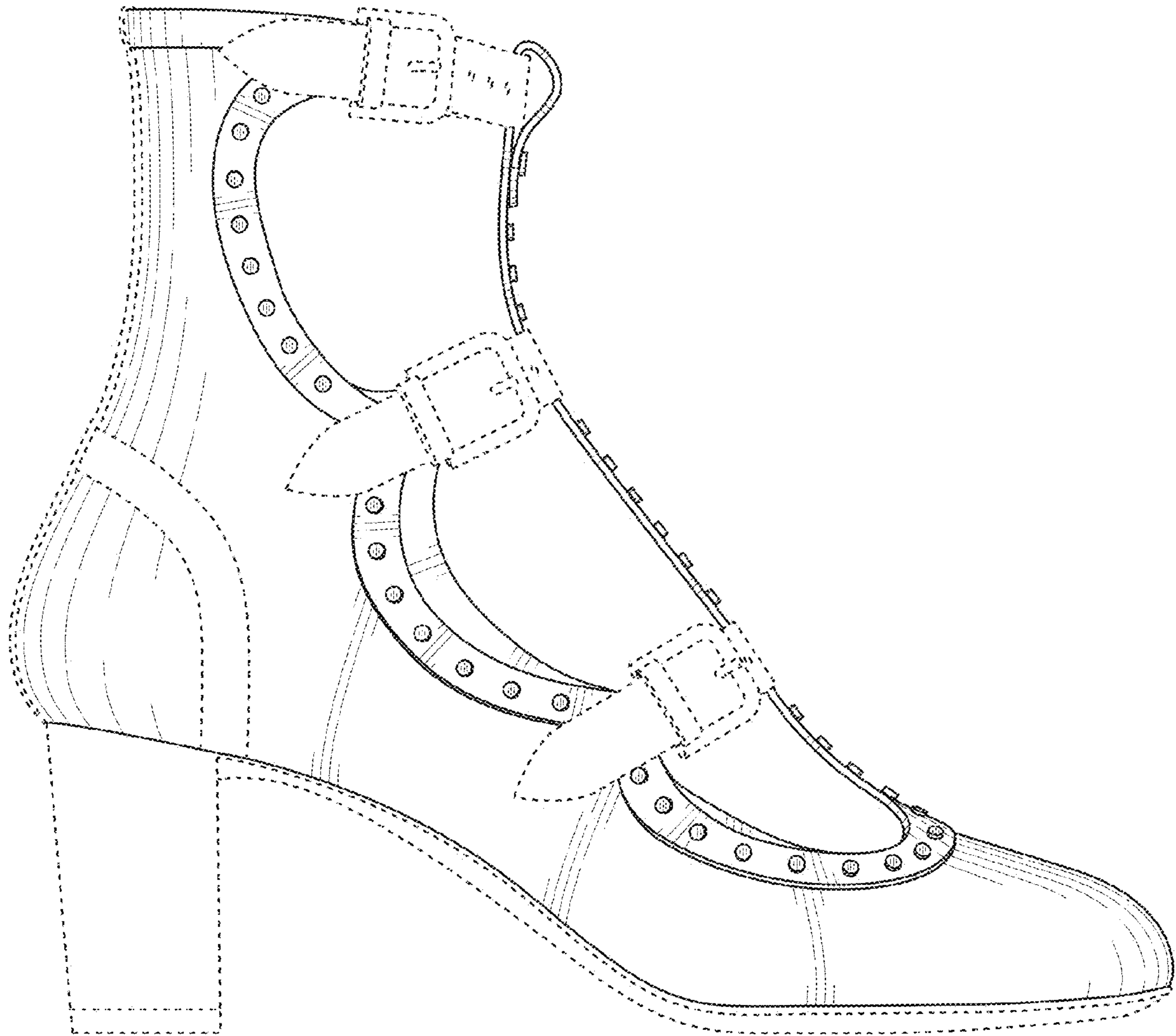


FIG. 8




FIG. 9

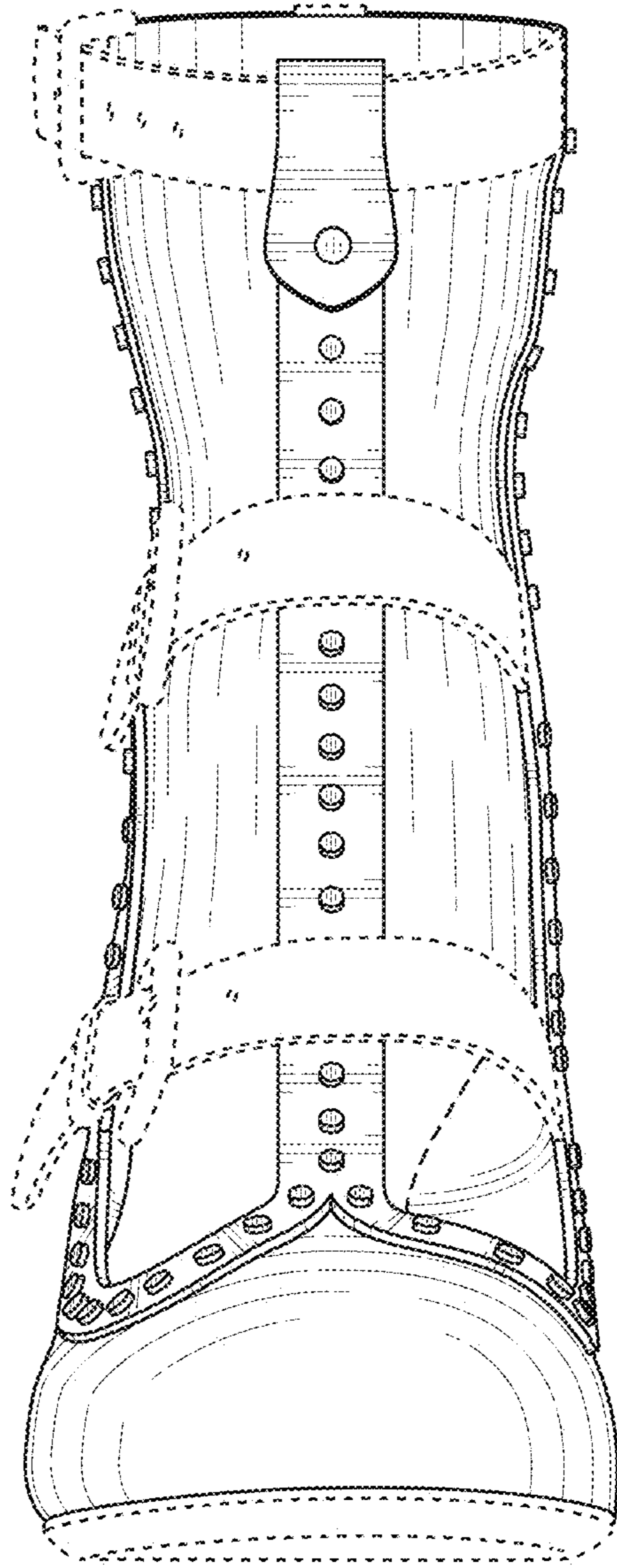


FIG. 10

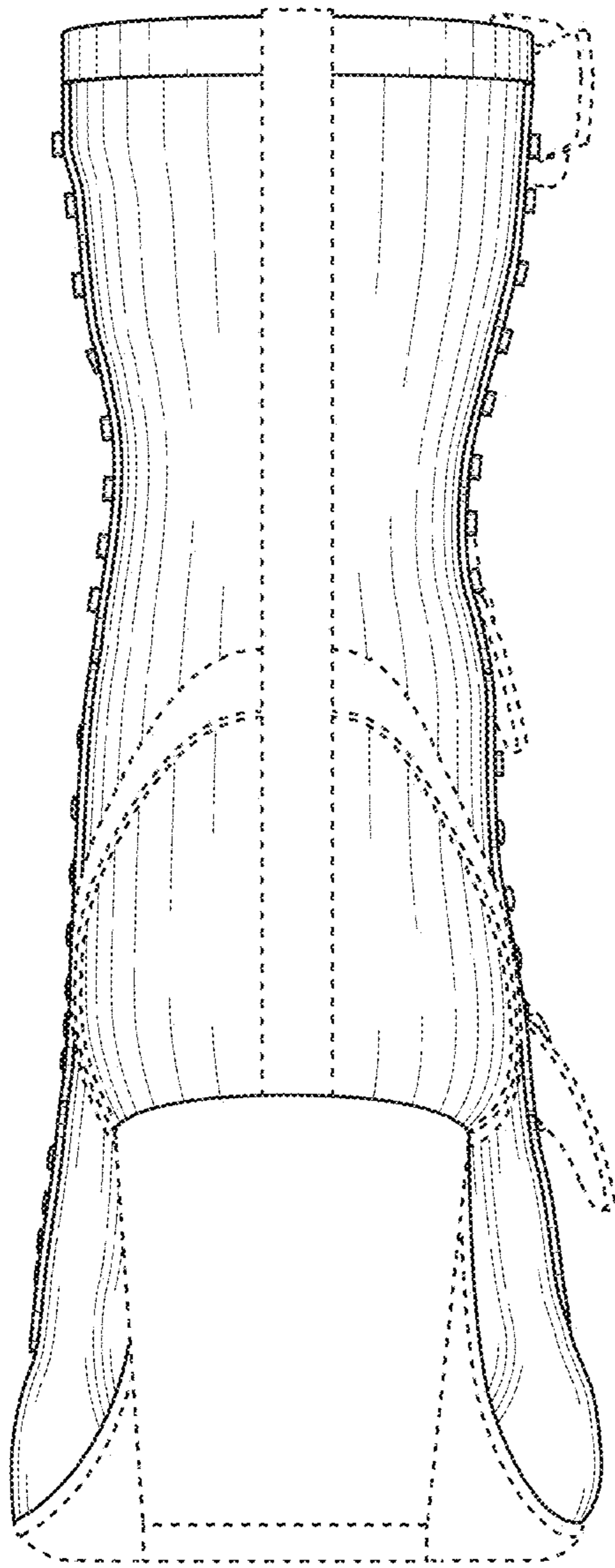


FIG. 11

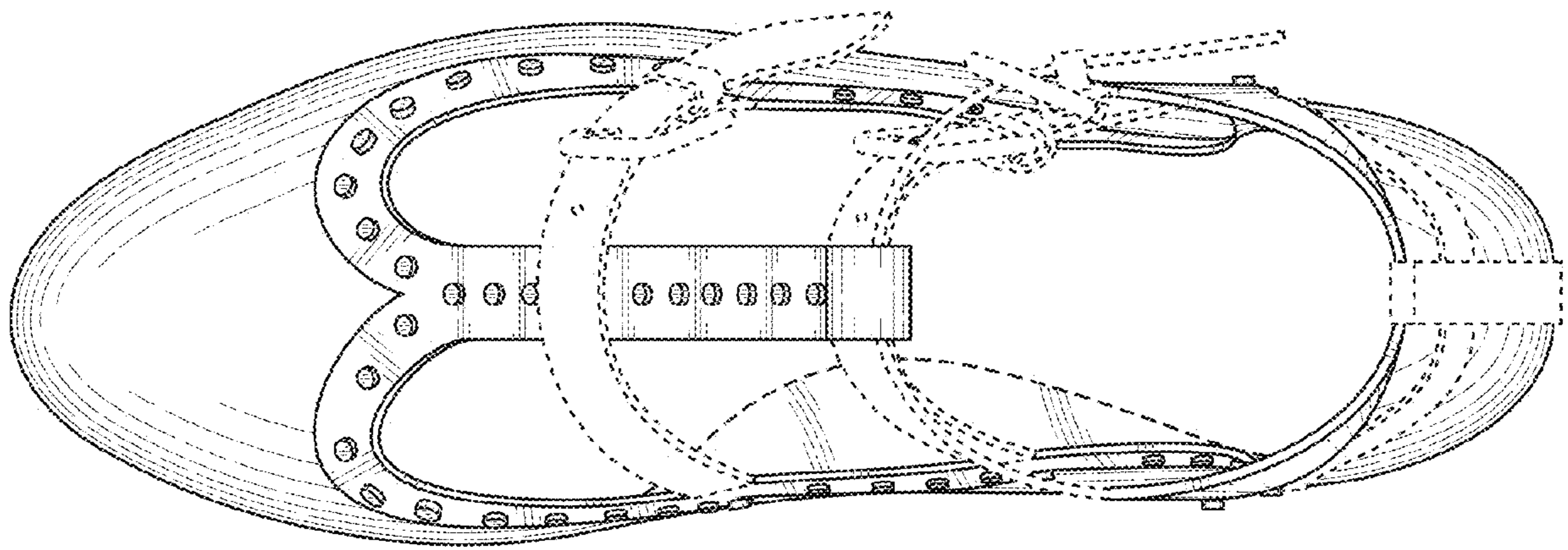


FIG. 12