



US00D878709S

(12) **United States Design Patent**  
**Khan**

(10) **Patent No.:** **US D878,709 S**  
(45) **Date of Patent:** **\*\* Mar. 24, 2020**

- (54) **SINGLE-SIDED SUSPENDER**
- (71) Applicant: **Ghazala Khan**, Kenner, LA (US)
- (72) Inventor: **Ghazala Khan**, Kenner, LA (US)
- (\*\*) Term: **15 Years**
- (21) Appl. No.: **29/625,378**
- (22) Filed: **Nov. 9, 2017**
- (51) **LOC (12) Cl.** ..... **02-04**
- (52) **U.S. Cl.**  
USPC ..... **D2/626**
- (58) **Field of Classification Search**  
USPC ..... D2/624–629, 631, 633–640, 701, 859,  
D2/861; D3/224; D24/190; D29/101.1,  
D29/101.3  
CPC ..... A41F 11/00; A41F 11/02; A41F 11/04;  
A41F 11/06; A41F 11/14; A41F 11/16;  
A41F 11/18; A41F 17/02; A41F 17/04;  
A41F 19/00; A41F 3/00; A41F 3/02;  
A41F 5/00; A41F 7/00; A41F 9/002;  
A62B 35/00; B60R 2022/006; B60R  
2022/008; B60R 22/00; B60R 22/10;  
A45F 2003/144  
See application file for complete search history.

- 1,392,935 A \* 10/1921 Glickman ..... A41F 5/00  
2/326
- 1,562,128 A 11/1925 Stanley
- 1,653,288 A \* 12/1927 Johnson ..... A41F 17/00  
2/326
- 2,283,459 A \* 5/1942 Pfann ..... A41C 1/00  
2/332
- D149,976 S \* 6/1948 Sanford ..... A41F 3/02  
D17/20
- 2,663,026 A \* 12/1953 Arnold ..... A41F 5/00  
2/117
- 3,005,990 A \* 10/1961 Owen ..... A41C 1/00  
2/306
- 3,206,767 A \* 9/1965 Meisberger ..... A41F 3/02  
2/333
- 4,115,906 A \* 9/1978 Lavine ..... A41F 17/04  
2/233

(Continued)

**FOREIGN PATENT DOCUMENTS**

- FR 2647313 A 11/1990
- Primary Examiner* — Kevin K Rudzinski
- Assistant Examiner* — Clare Ann Gannon
- (74) *Attorney, Agent, or Firm* — Keaty Law Firm LLC

(57) **CLAIM**

The ornamental design for a single-sided suspender, as shown and described.

**DESCRIPTION**

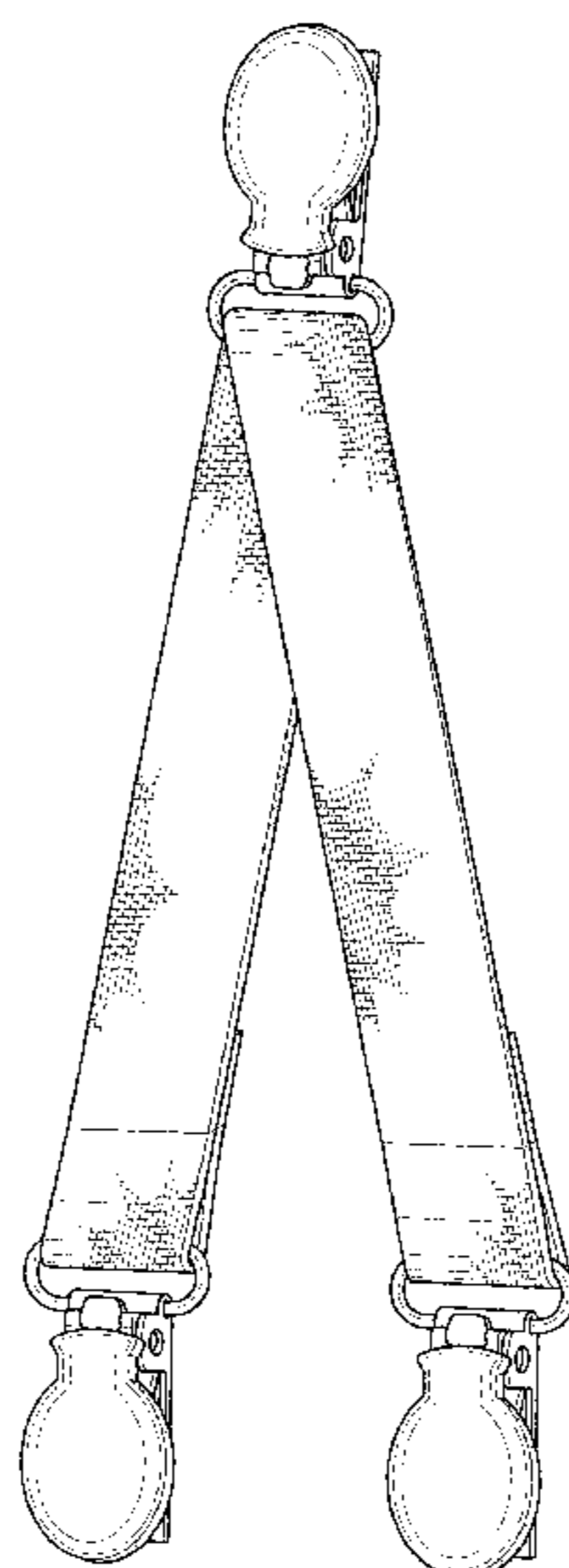
FIG. 1 is a perspective view of the ornamental design for a single-sided suspender showing my new design.  
 FIG. 2 is a top plan view thereof.  
 FIG. 3 is a bottom plan view thereof.  
 FIG. 4 is the right-side elevational view thereof.  
 FIG. 5 is the left-side elevational view thereof.  
 FIG. 6 is a front elevational view thereof; and,  
 FIG. 7 is a rear elevational view thereof.  
 The broken lines depict portions of the article that form no part of the claim.

**1 Claim, 5 Drawing Sheets**

(56) **References Cited**

**U.S. PATENT DOCUMENTS**

- 336,917 A \* 3/1886 Hayley ..... A41F 3/00  
2/332
- 641,068 A \* 1/1900 Bloomer ..... A41F 9/002  
2/230
- 863,970 A \* 8/1907 Ebersole ..... A41F 3/00  
2/326
- 866,183 A \* 9/1907 Bernstein ..... A41F 5/00  
2/117
- 1,163,730 A \* 12/1915 Weishaar ..... A41F 5/00  
2/107
- 1,239,030 A \* 9/1917 Munn ..... A41F 1/00  
2/335



(56)

**References Cited**

U.S. PATENT DOCUMENTS

4,481,682 A \* 11/1984 Hall ..... A41F 3/00  
2/304

4,822,317 A 4/1989 Wimmer

4,853,979 A \* 8/1989 Ryder ..... A41F 17/00  
2/326

5,052,055 A \* 10/1991 Mysliwicz ..... A41D 13/04  
2/338

D349,180 S \* 8/1994 Oldham ..... A41D 13/04  
D2/624

D463,325 S \* 9/2002 Savoia ..... D11/200

D617,561 S \* 6/2010 Salerno-Tortora ..... D3/318

D661,461 S \* 6/2012 Murray ..... A41F 17/00  
D2/627

D692,638 S \* 11/2013 Herman ..... A41F 17/00  
D2/626

8,801,494 B2 8/2014 Olumide

D746,542 S \* 1/2016 Gilroy ..... A41F 1/00  
D2/626

D783,450 S \* 4/2017 Simmons-Jones ..... D11/200

9,750,292 B1 \* 9/2017 Goldman ..... A41F 17/00

D798,529 S \* 10/2017 Rolston ..... A41F 3/00  
D2/626

D847,468 S \* 5/2019 Genao ..... D2/859

2007/0256216 A1 11/2007 Kronen

2011/0083253 A1 \* 4/2011 Pankow ..... A41F 17/04  
2/323

2012/0090078 A1 4/2012 von Olnhausen

2015/0237939 A1 8/2015 Banta

2016/0106167 A1 4/2016 Loshinsky

2016/0295943 A1 \* 10/2016 Gilroy ..... A41F 3/02

\* cited by examiner

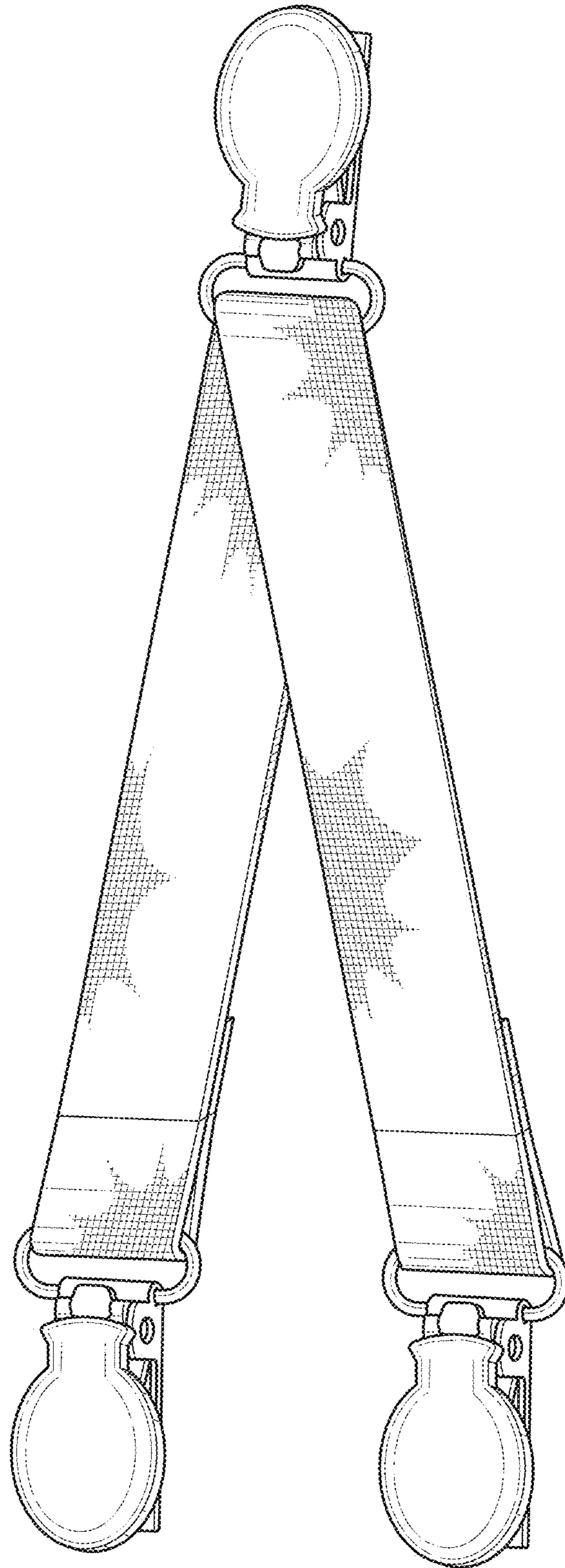


FIG. 1

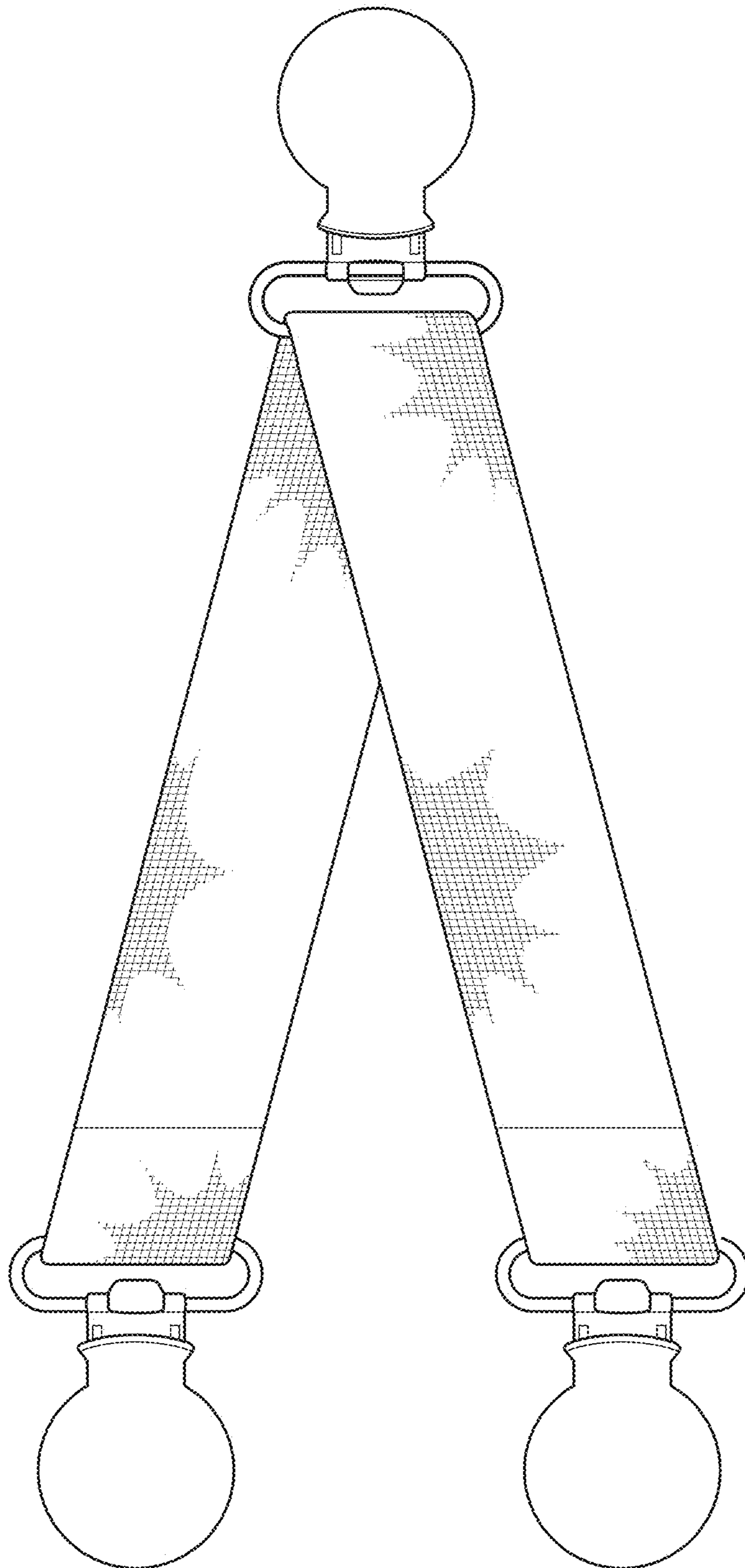


FIG. 2



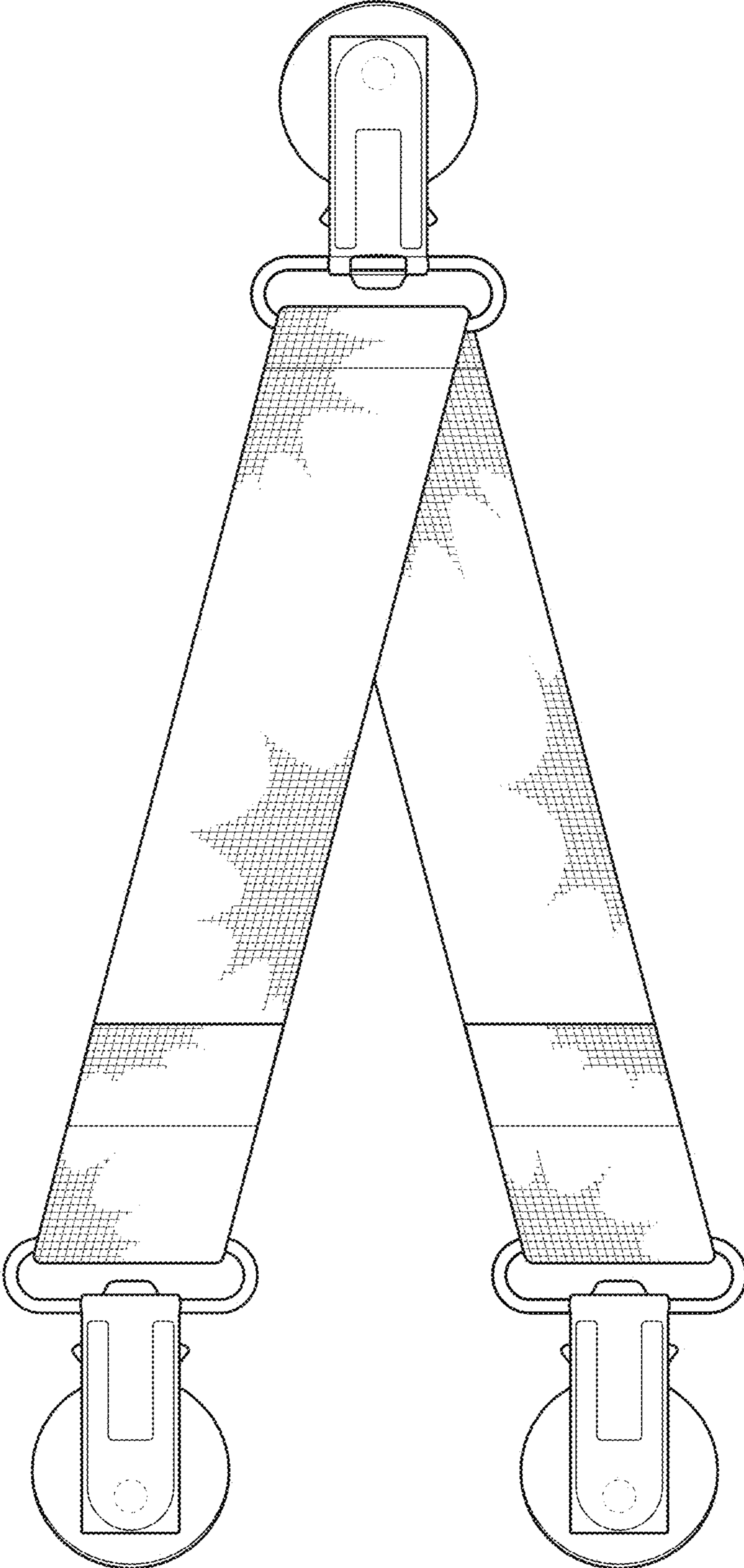


FIG. 3




FIG. 4

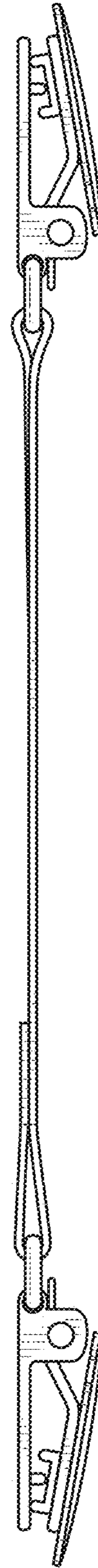


FIG. 5

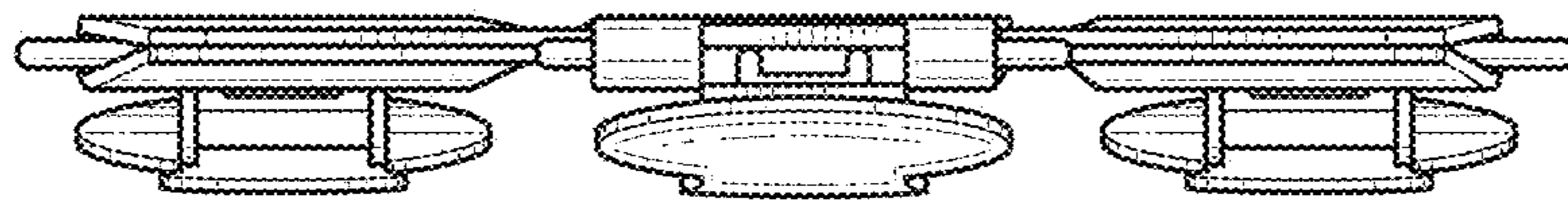


FIG. 6

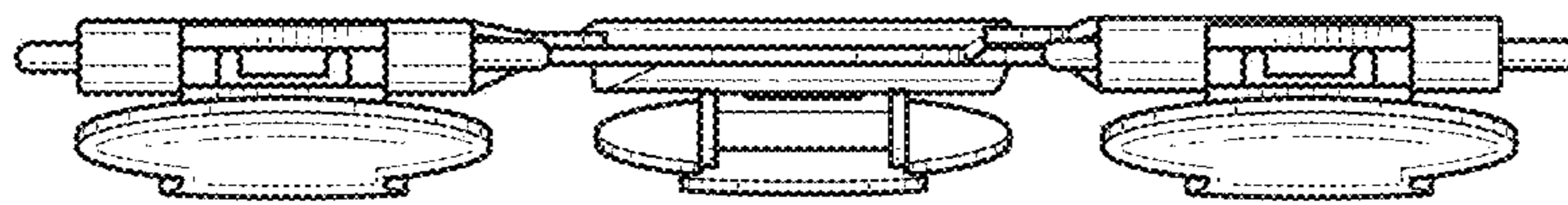


FIG. 7