



US00D878677S

(12) **United States Design Patent**
Cabrera

(10) **Patent No.:** **US D878,677 S**
(45) **Date of Patent:** **** Mar. 17, 2020**

- (54) **SAFETY RAZOR ACTUATOR BUTTON**
- (71) Applicant: **Edgewell Personal Care Brands, LLC**, Chesterfield, MO (US)
- (72) Inventor: **Samantha Cabrera**, Hamden, CT (US)
- (73) Assignee: **EDGEWELL PERSONAL CARE BRANDS, LLC**, Chesterfield, MO (US)
- (**) Term: **15 Years**
- (21) Appl. No.: **29/650,544**
- (22) Filed: **Jun. 7, 2018**
- (51) **LOC (12) Cl.** **28-03**
- (52) **U.S. Cl.**
USPC **D28/47; D28/54**
- (58) **Field of Classification Search**
USPC D28/46–48, 49–54
CPC B26B 19/20–205; B26B 19/00–107; B26B 19/12–18; B26B 19/22–24; B26B 19/26–265; B26B 19/28–36; B26B 19/38–48; B26B 21/00; B26B 21/08; B26B 21/14–38; B26B 21/40; B26B 21/4006; B26B 21/4012–4031; B26B 21/4037; B26B 21/405–4056; B26B 21/4062; B26B 21/4068–4075; B26B 21/48; B26B 21/52–528
See application file for complete search history.

D568,534 S *	5/2008	Micinilio	D28/46
D586,954 S *	2/2009	Micinilio	D28/47
D604,014 S *	11/2009	Micinilio	D28/48
D624,700 S *	9/2010	Jung	D28/46
D651,345 S *	12/2011	Micinilio	D28/48
D653,396 S *	1/2012	Watson	D28/47
D668,816 S *	10/2012	Psimadas	D28/48
D745,215 S *	12/2015	Go	D28/48
9,694,503 B2 *	7/2017	Papadopoulos-Papageorgis	B26B 21/222
D797,372 S *	9/2017	Forti	D28/46
D806,950 S *	1/2018	Robertson	D28/46
D813,456 S *	3/2018	Christofidellis	D28/48
D818,643 S	5/2018	Micinilio		
D822,902 S *	7/2018	Shin	D28/48
D843,658 S *	3/2019	Kong	D28/48
2011/0118733 A1 *	5/2011	Liu	A61B 18/1477 606/42
2017/0173810 A1 *	6/2017	Rehbein	B26B 21/222
2017/0239828 A1 *	8/2017	Murgida	B26B 21/521
2018/0326606 A1 *	11/2018	Liberatore	B26B 21/4037

* cited by examiner

Primary Examiner — Jennifer Rivard

(57) **CLAIM**

I claim the ornamental design for the safety razor actuator button, as shown and described.

DESCRIPTION

FIG. 1 is an upper perspective view of a safety razor actuator button.

FIG. 2 is a top view thereof.

FIG. 3 is a left side view of FIG. 2.

FIG. 4 is a right side view of FIG. 2.

FIG. 5 is a side view thereof; and,

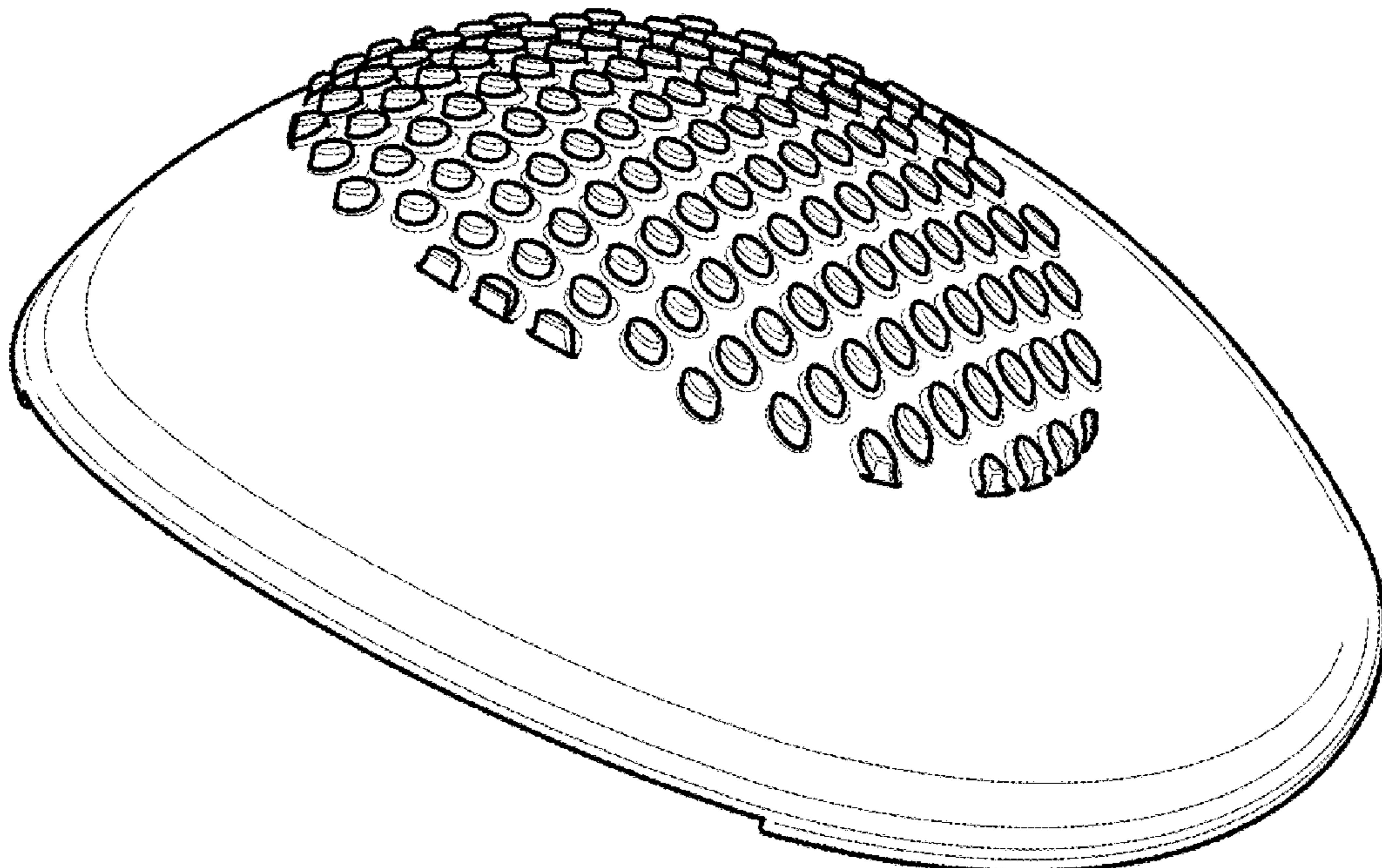
FIG. 6 is an opposed side view thereof.

1 Claim, 2 Drawing Sheets

(56) **References Cited**

U.S. PATENT DOCUMENTS

D351,925 S *	10/1994	Meisner	D28/48
D407,849 S *	4/1999	Gray	D28/47
D438,342 S *	2/2001	Gray	D28/48
D463,883 S *	10/2002	van Asten	D28/51



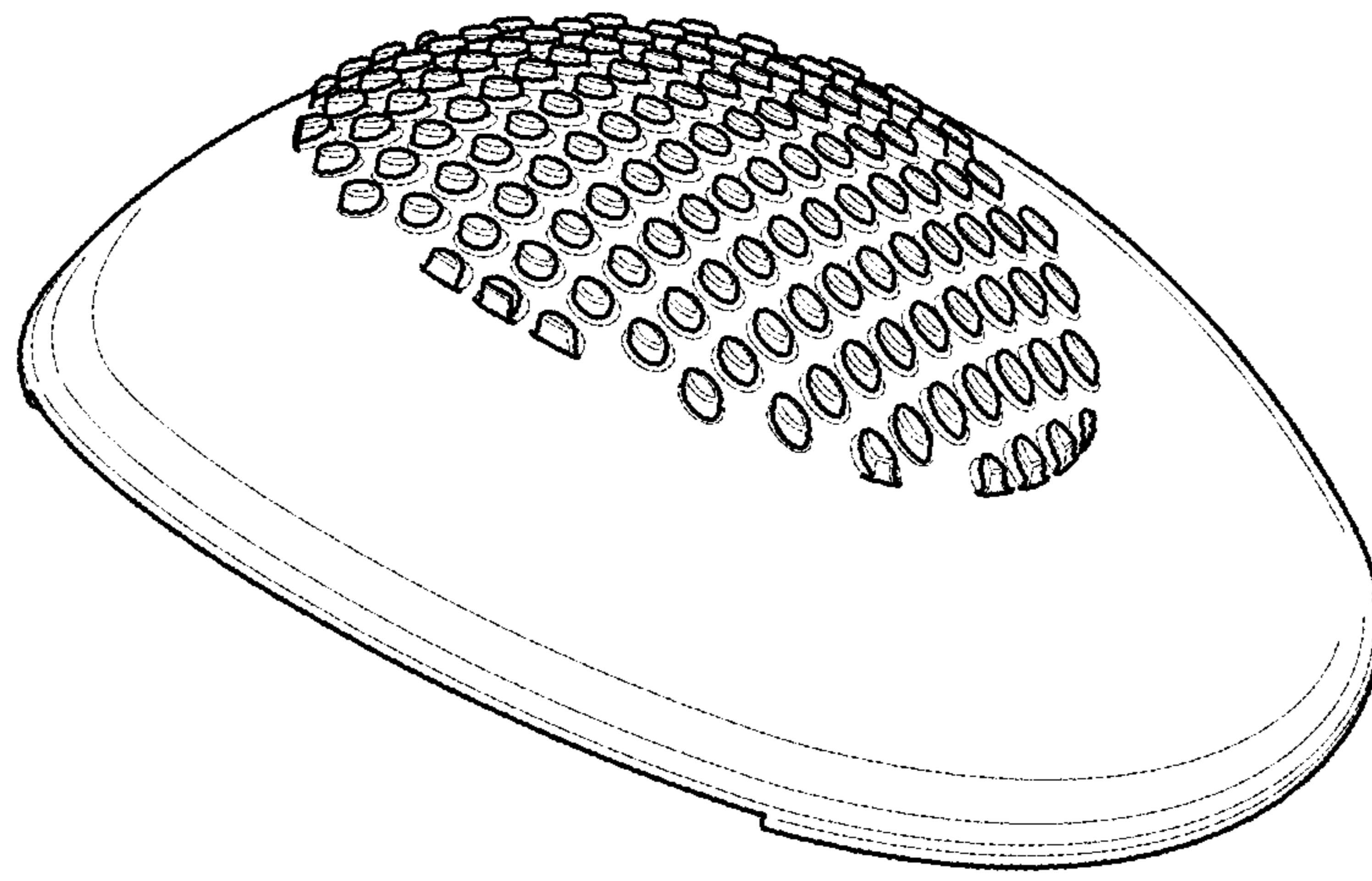


FIG. 1

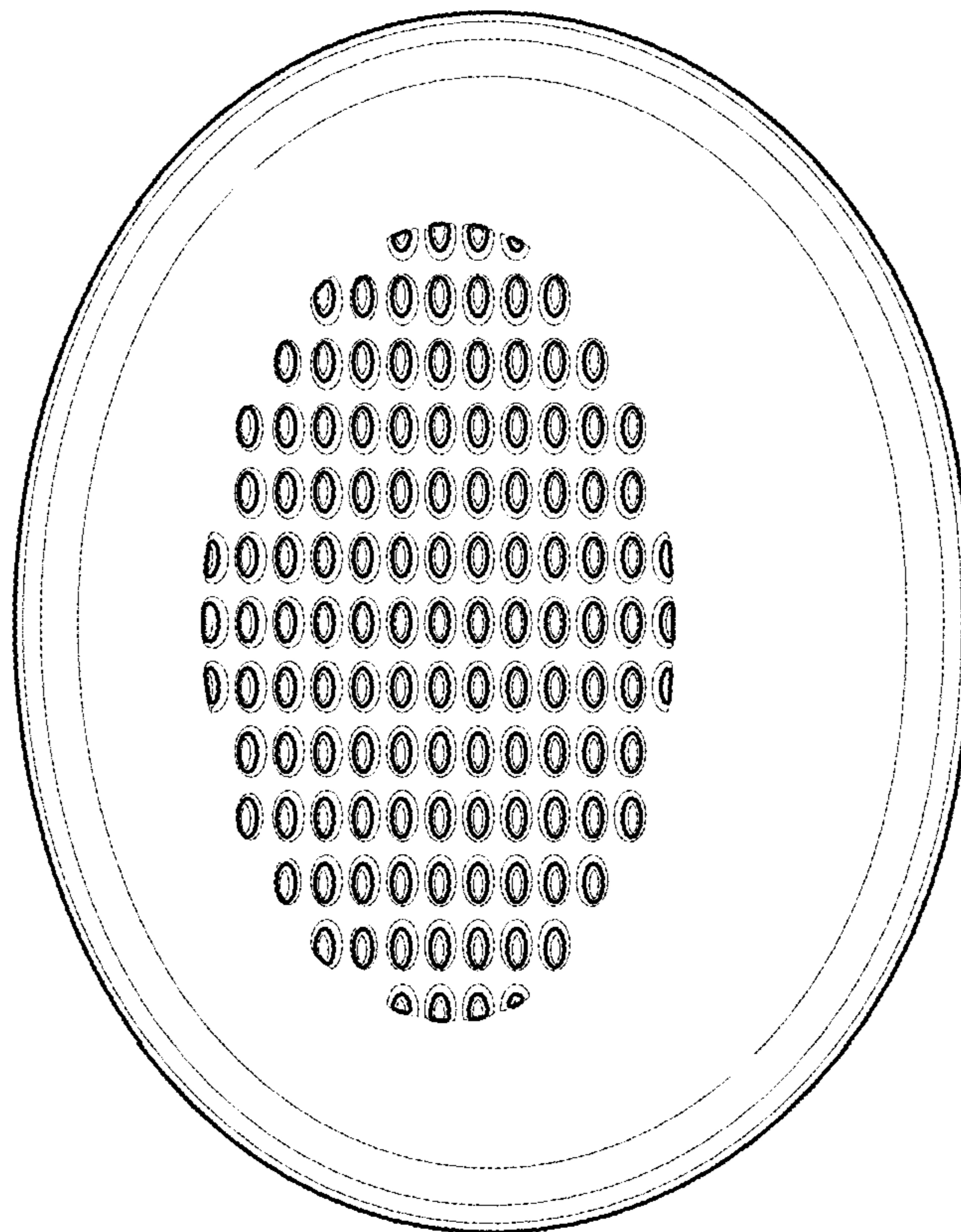


FIG. 2

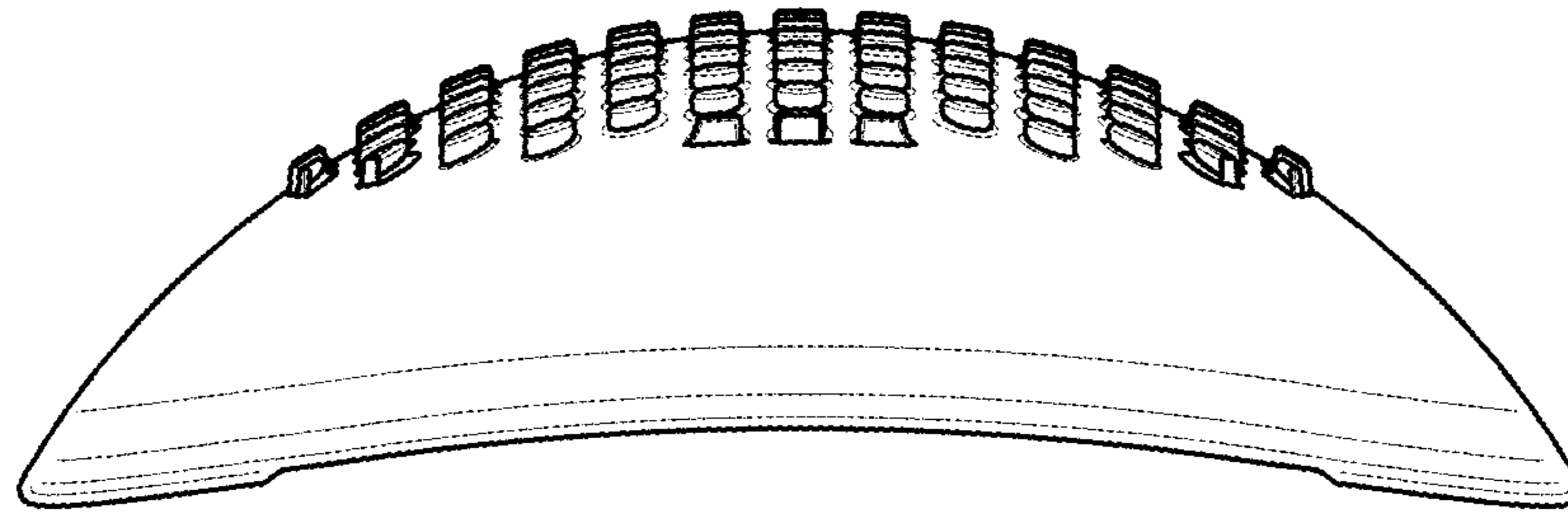


FIG. 3




FIG. 4

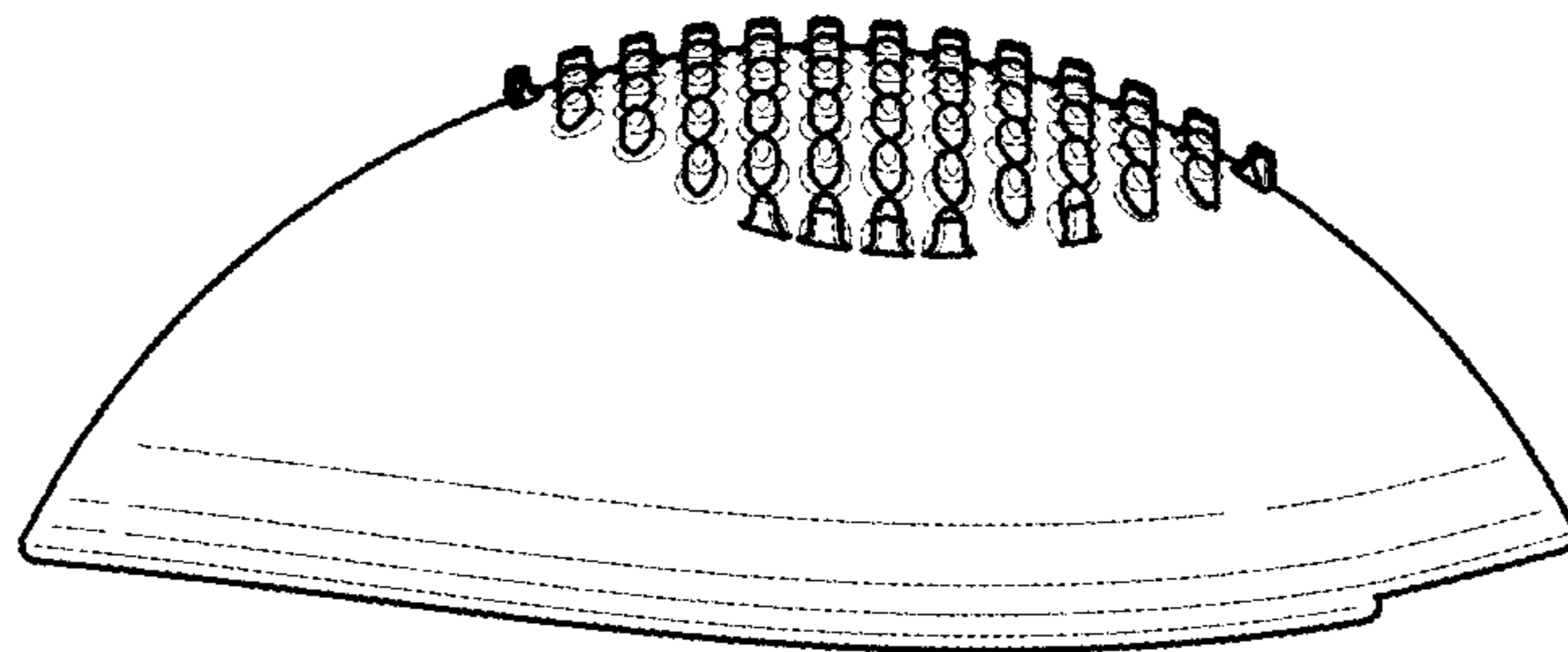


FIG. 5

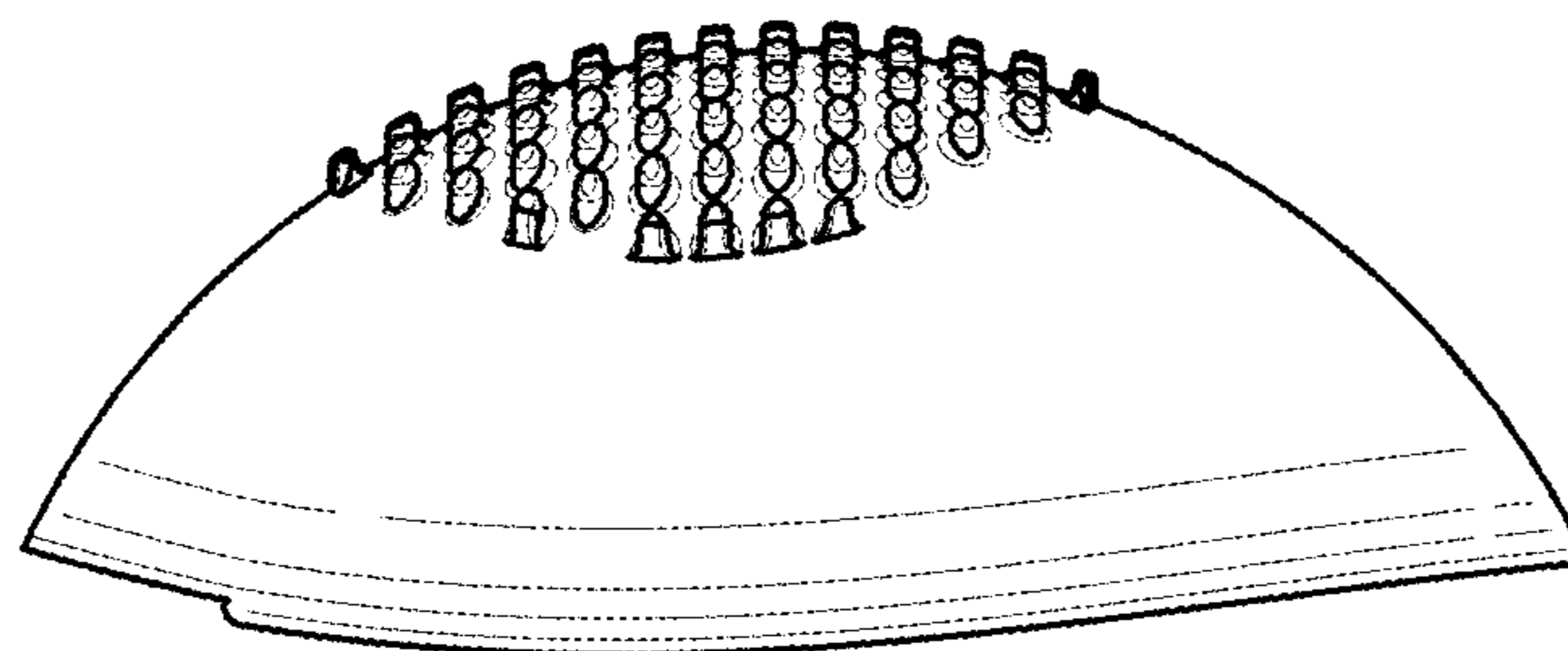


FIG. 6