



US00D878664S

(12) **United States Design Patent**  
**De Majo**

(10) **Patent No.:** **US D878,664 S**  
(45) **Date of Patent:** **\*\* Mar. 17, 2020**

- (54) **LAMP**
- (71) Applicant: **ZAFFERANO S.R.L.**, Quinto di Treviso (IT)
- (72) Inventor: **Federico De Majo**, Monastier di Treviso (IT)
- (73) Assignee: **ZAFFERANO S.R.L.**, Quinto di Treviso (IT)
- (\*\*) Term: **15 Years**
- (21) Appl. No.: **29/673,137**
- (22) Filed: **Dec. 12, 2018**
- (30) **Foreign Application Priority Data**

D549,385 S *	8/2007	Lissoni	.....	D26/89
D580,090 S *	11/2008	Kubler	.....	D26/105
D606,236 S *	12/2009	Sabernig	.....	D26/93
D625,039 S *	10/2010	Citterio	.....	D26/93
D647,242 S *	10/2011	Staples	.....	D26/93
8,469,559 B2 *	6/2013	Williams	.....	G02B 6/0033 362/296.05
D738,561 S *	9/2015	Ellis	.....	D26/110
D741,536 S *	10/2015	Ellis	.....	D26/110
D781,487 S *	3/2017	Starck	.....	D26/89
D788,972 S *	6/2017	Araiza	.....	D26/105
D790,108 S *	6/2017	Starck	.....	D26/93
D790,109 S *	6/2017	Starck	.....	D26/93
D790,748 S *	6/2017	Starck	.....	D26/93
9,736,899 B2 *	8/2017	Park	.....	F21V 23/0435
D801,572 S *	10/2017	Starck	.....	D26/110
D803,462 S *	11/2017	Couckhuyt	.....	D26/93
D805,677 S *	12/2017	Starck	.....	D26/93
D808,063 S *	1/2018	Starck	.....	D26/110
D810,349 S *	2/2018	Sempe	.....	D26/104

(Continued)

- Jun. 13, 2018 (EP) ..... 005309325
- (51) **LOC (12) Cl.** ..... **26-05**
- (52) **U.S. Cl.**  
USPC ..... **D26/93**
- (58) **Field of Classification Search**  
USPC ..... D26/1, 24, 88, 93, 104, 105, 106, 107,  
D26/108, 109, 110, 128; 362/352, 363,  
362/395, 431  
CPC .... F21S 6/00; F21S 6/002; F21S 6/004; F21S  
6/007; F21S 8/00; F21S 8/04; F21S  
8/024; F21S 8/026; F21S 8/031; F21S  
8/033; F21S 8/035; F21S 8/036; F21S  
8/037; F21S 8/043; F21S 8/063; F21S  
4/00; F21S 4/003; F21V 21/02; F21V  
15/02; F21V 29/00; F21V 29/506; F21W  
2131/20; F21W 2131/40  
See application file for complete search history.

- (56) **References Cited**  
U.S. PATENT DOCUMENTS

D326,734 S *	6/1992	Rizzi	.....	D26/112
D469,563 S *	1/2003	Irvine	.....	D26/108

*Primary Examiner* — Wan Laymon  
*Assistant Examiner* — Clint A Samuel  
 (74) *Attorney, Agent, or Firm* — Scully, Scott, Murphy & Presser, P.C.

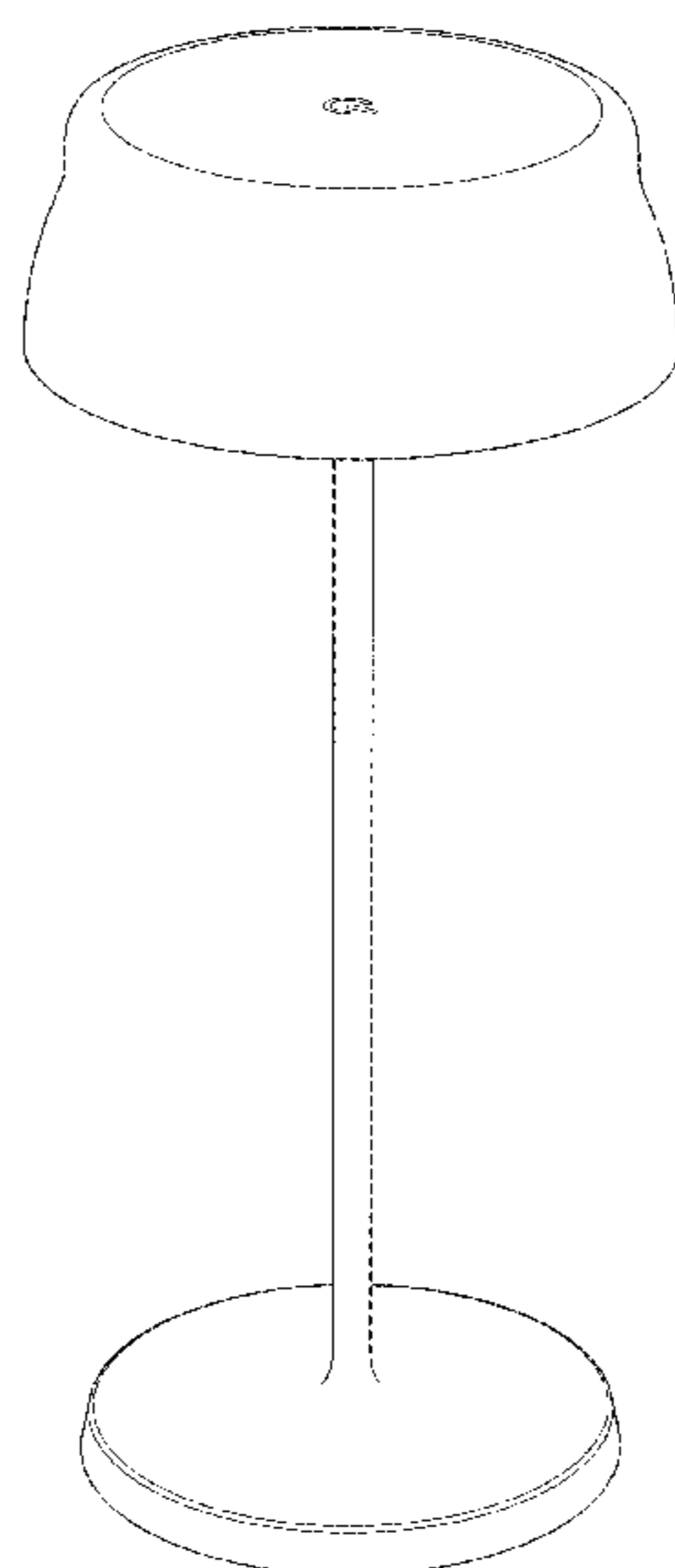
(57) **CLAIM**

The ornamental design for a lamp, as shown and described.

**DESCRIPTION**

FIG. 1 is a perspective view taken from above of a lamp showing my new design;  
 FIG. 2 is a front view thereof;  
 FIG. 3 is a rear view thereof;  
 FIG. 4 is a left side view thereof;  
 FIG. 5 is a top view thereof;  
 FIG. 6 is a bottom view thereof;  
 FIG. 7 is a perspective view taken from below; and,  
 FIG. 8 is a right side view thereof.

**1 Claim, 7 Drawing Sheets**



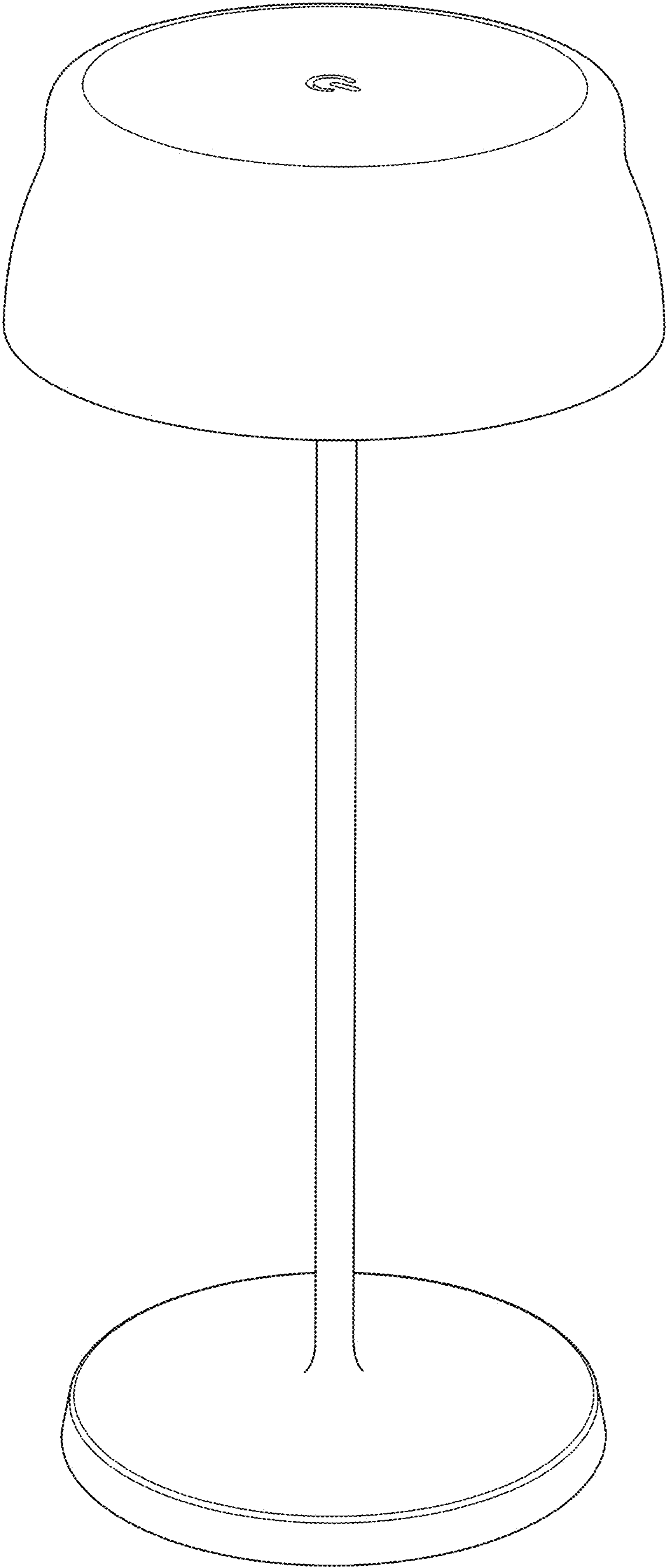
(56)

**References Cited**

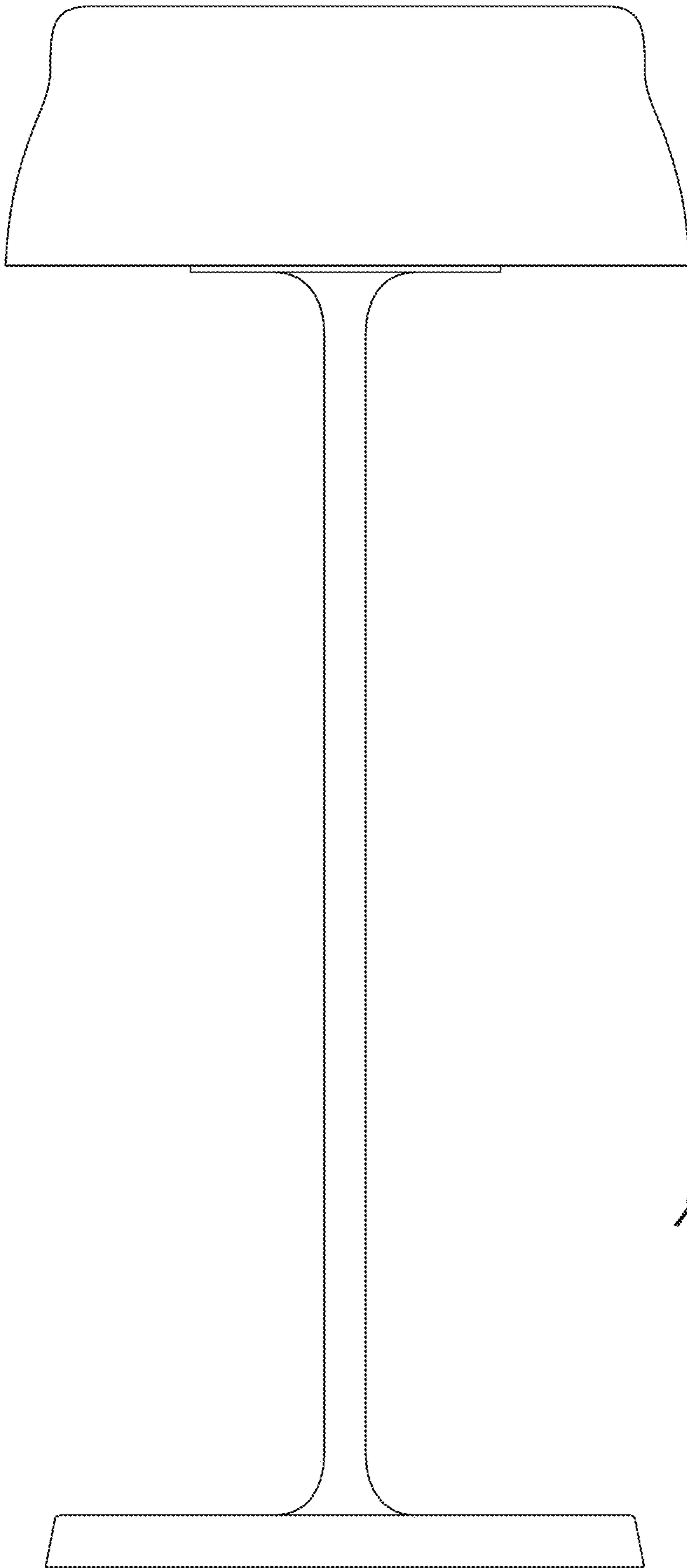
U.S. PATENT DOCUMENTS

D810,350 S \* 2/2018 Sempe ..... D26/104  
D810,352 S \* 2/2018 Bibby ..... D26/107  
D819,869 S \* 6/2018 Tosetto ..... D26/88  
D825,094 S \* 8/2018 Hendifar ..... D26/106  
D828,609 S \* 9/2018 Barber ..... D26/110  
D831,878 S \* 10/2018 Reybier ..... D26/93  
D844,887 S \* 4/2019 Ng ..... D26/106  
D851,323 S \* 6/2019 Barber ..... D26/93  
2012/0140495 A1\* 6/2012 Zhang ..... F21S 6/002  
362/431  
2019/0078757 A1\* 3/2019 Poppenheimer ..... F21V 21/10

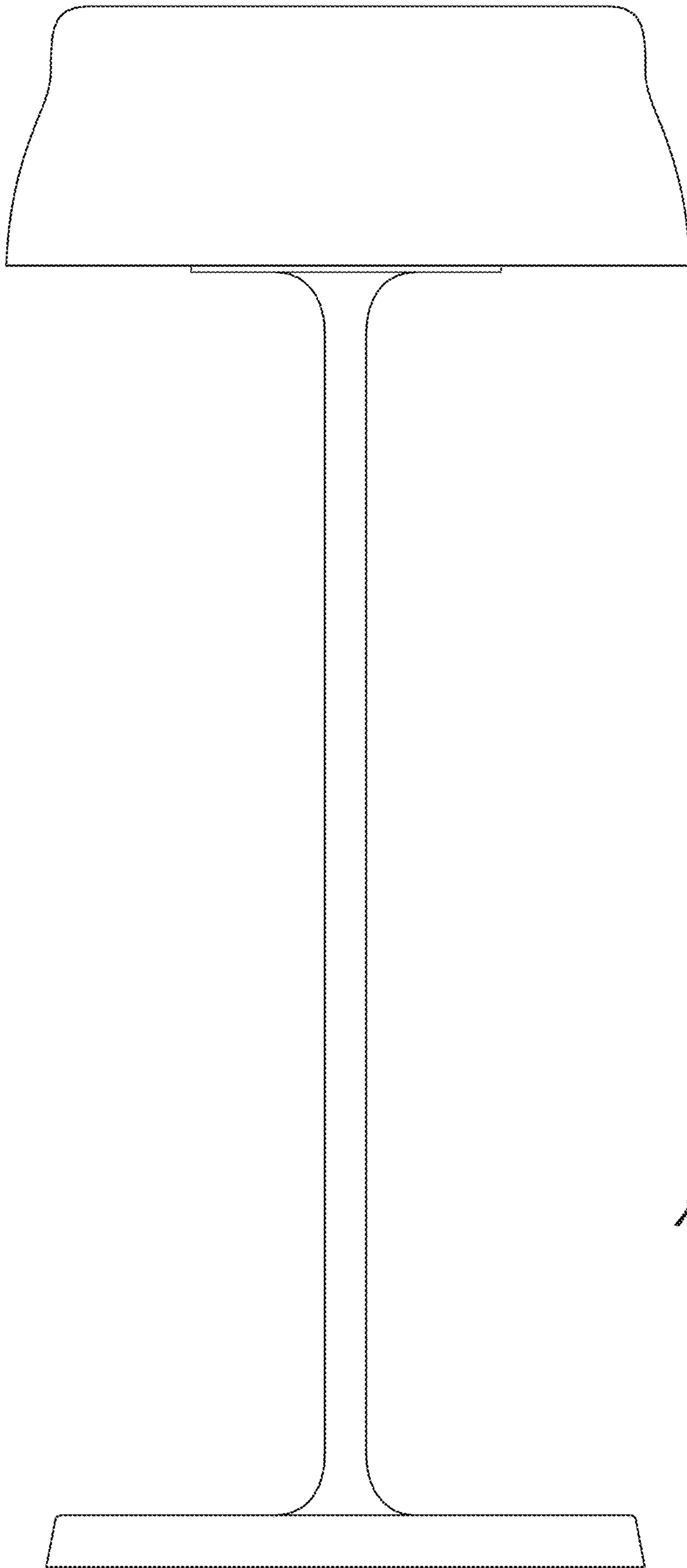
\* cited by examiner



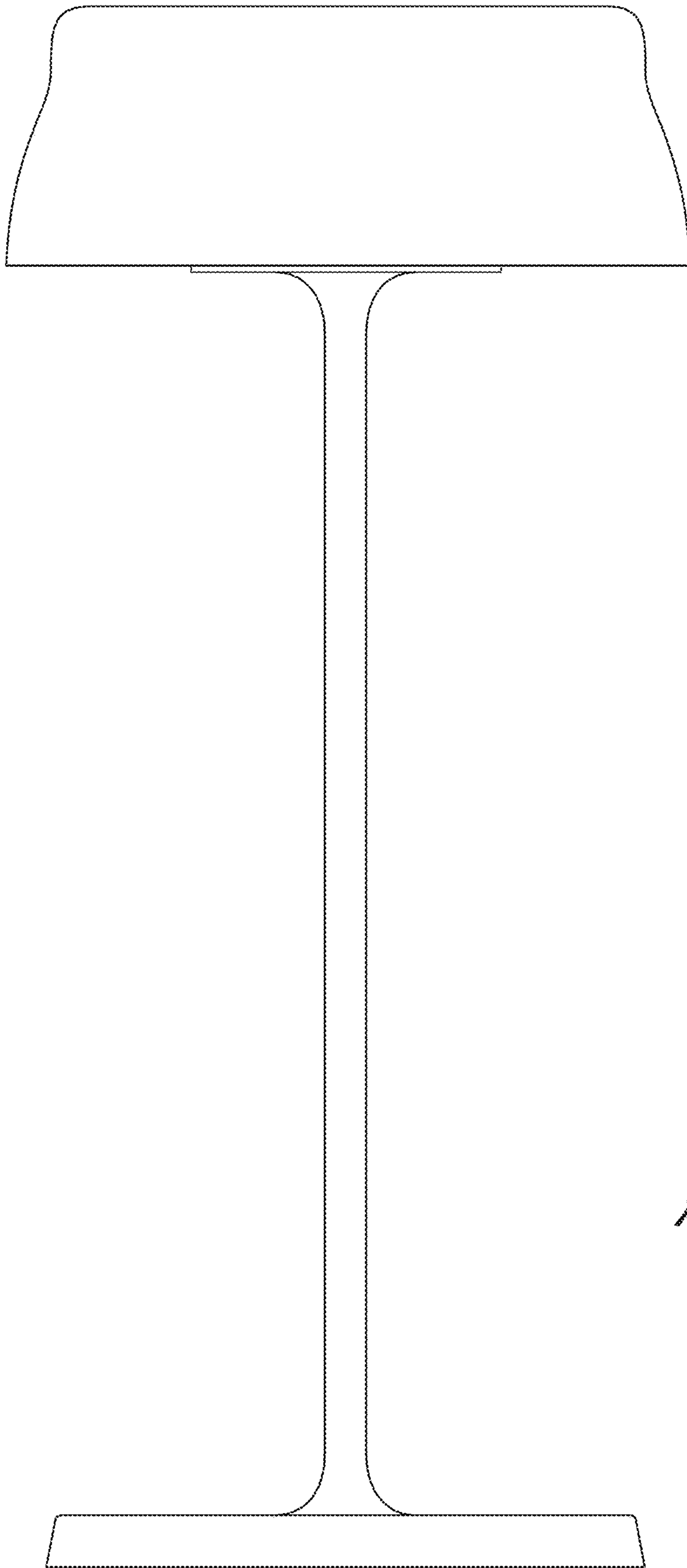
*Fig. 1*



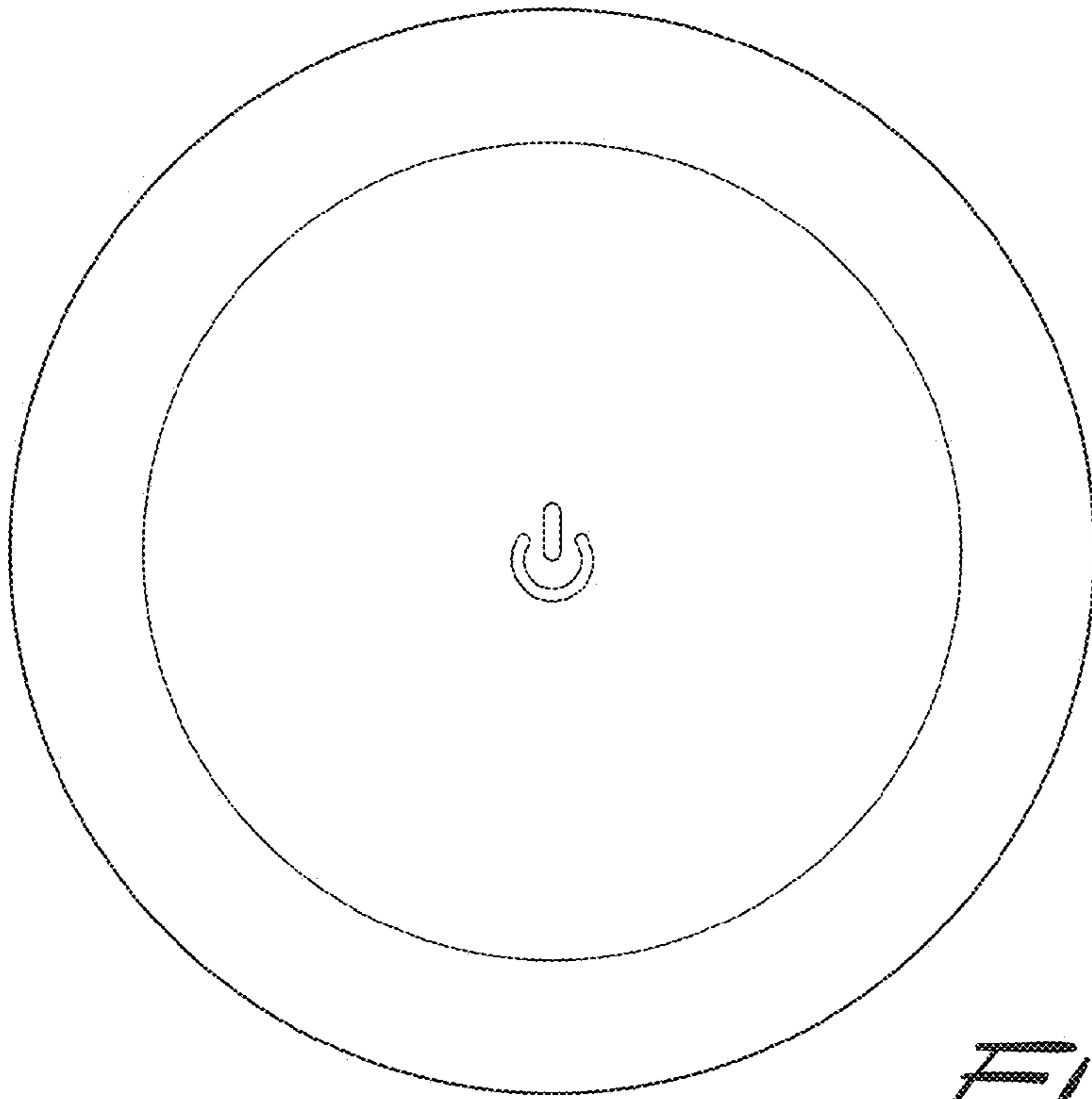
*Fig. 2*



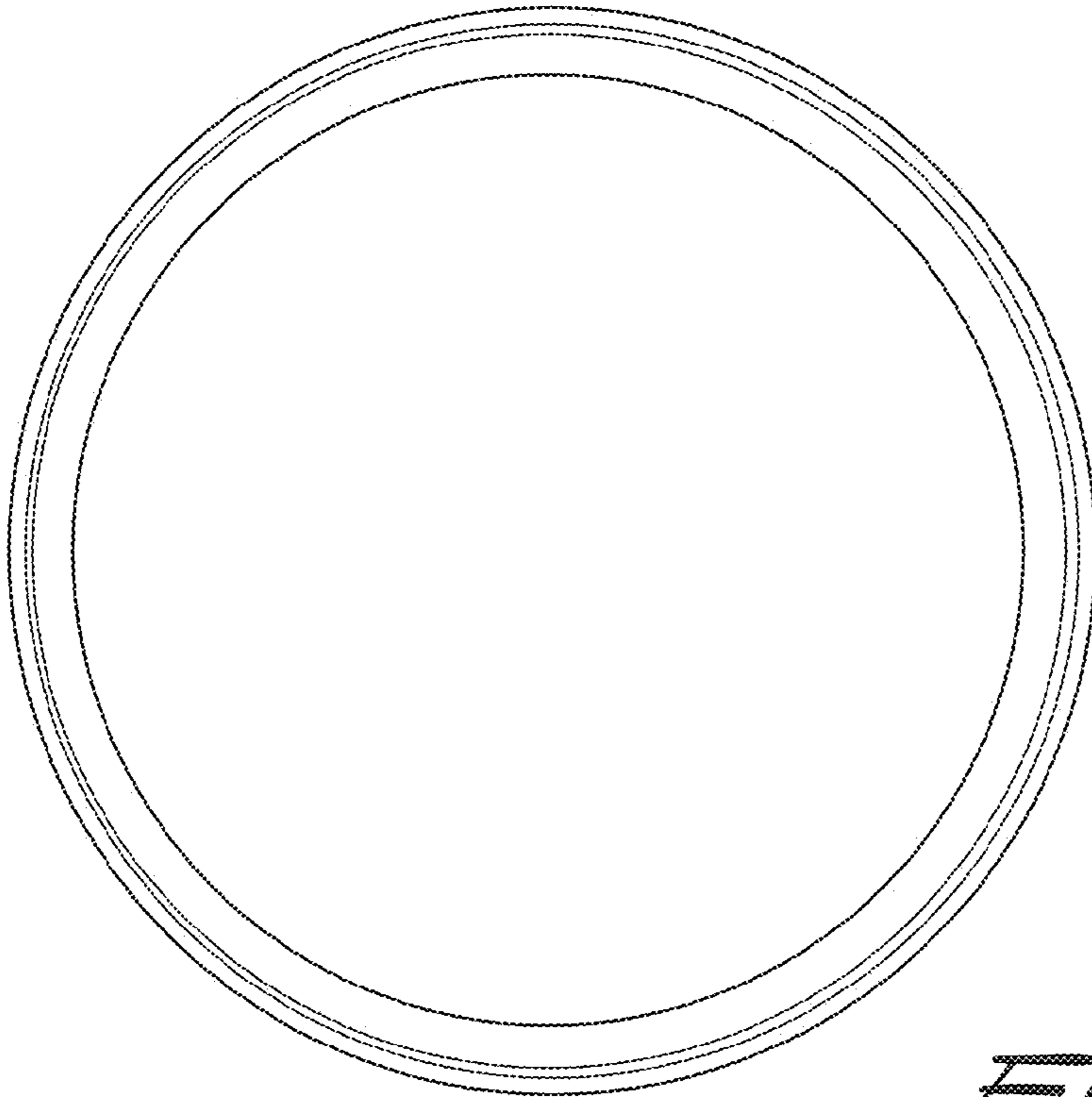
*Fig. 3*



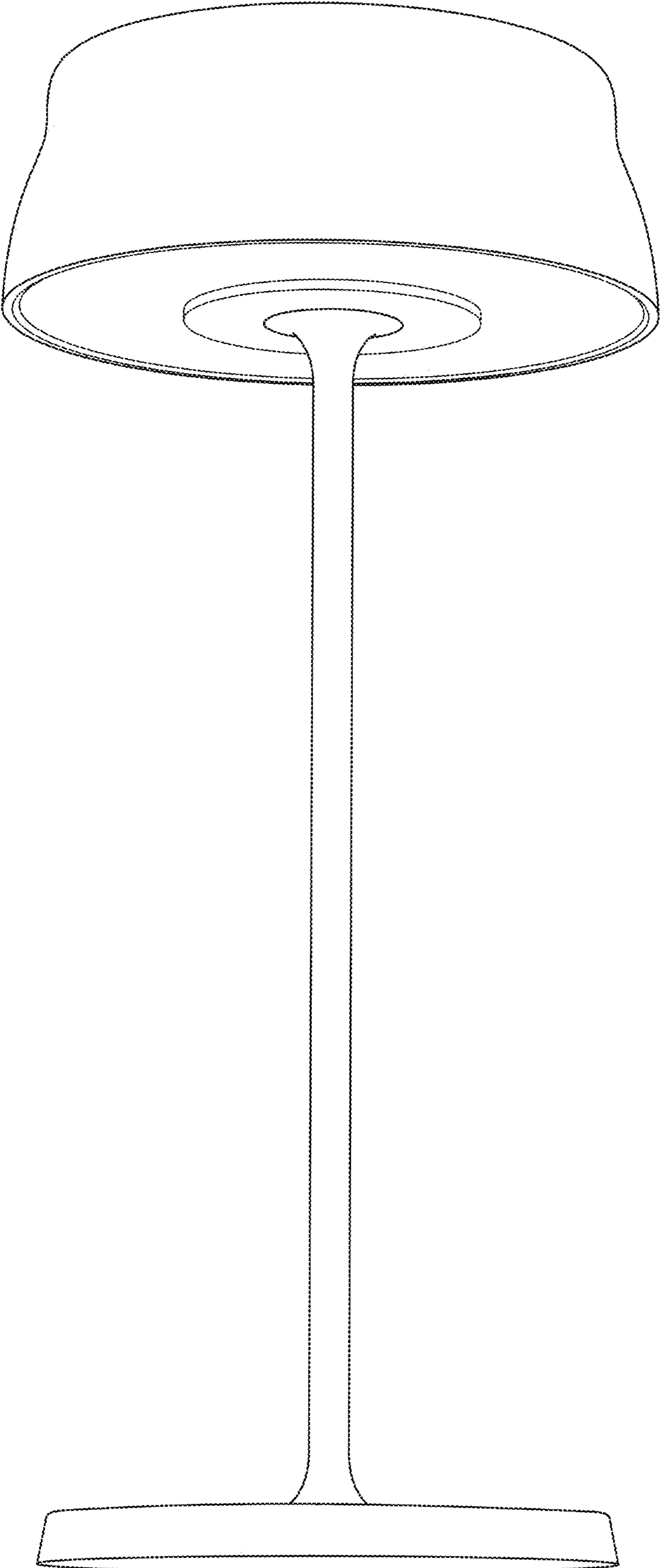
*Fig. 4*



*Fig. 5*

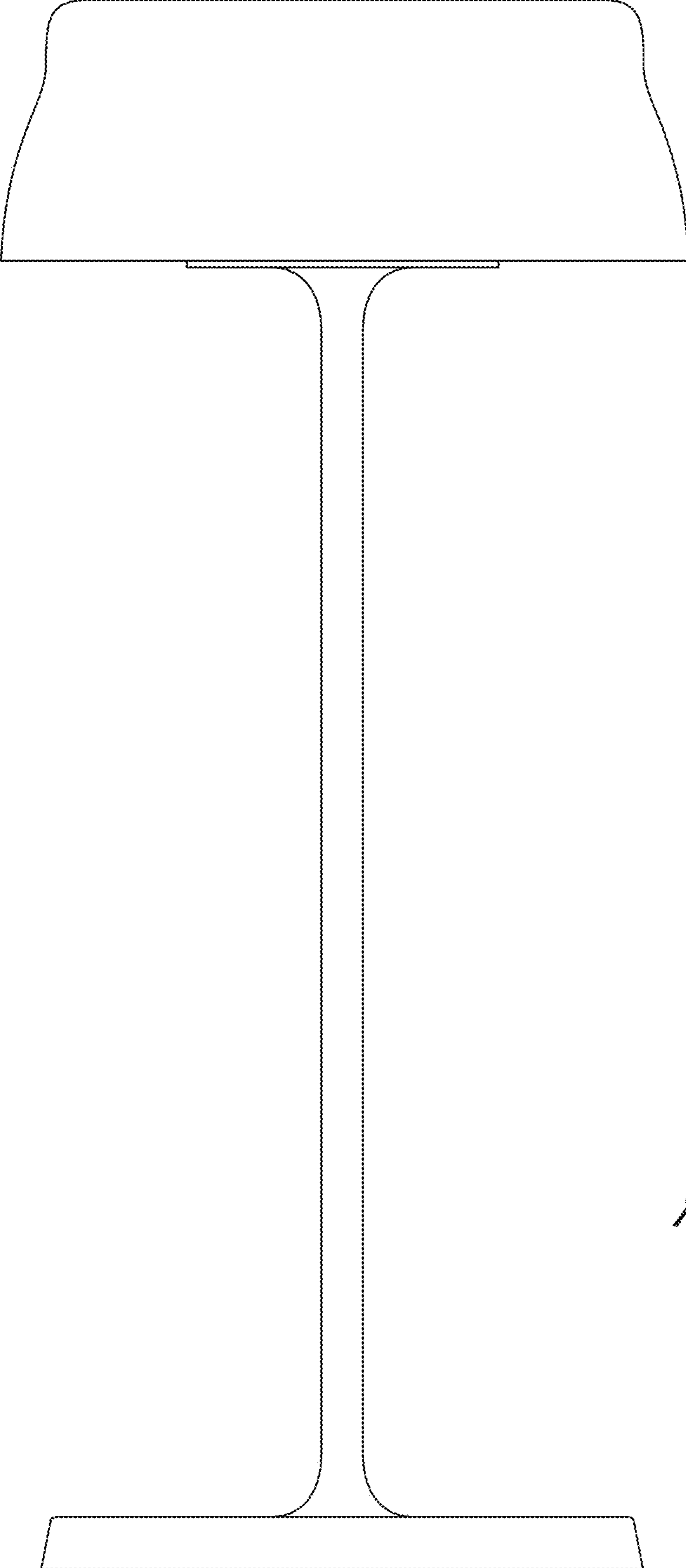


*Fig. 6*



*Fig. 7*





*Fig. 8*