



US00D878660S

(12) **United States Design Patent**
Sun

(10) **Patent No.:** **US D878,660 S**

(45) **Date of Patent:** **** Mar. 17, 2020**

(54) **LIGHTING FIXTURE**

(71) Applicant: **Biological Innovation and Optimization Systems, LLC**, Carlsbad, CA (US)

(72) Inventor: **Wei Sun**, Indialantic, FL (US)

(73) Assignee: **BIOLOGICAL INNOVATION & OPTIMIZATION SYSTEMS, LLC**, Carlsbad, CA (US)

(**) Term: **15 Years**

(21) Appl. No.: **29/670,262**

(22) Filed: **Nov. 14, 2018**

(51) **LOC (12) Cl.** **26-04**

(52) **U.S. Cl.**
USPC **D26/76**

(58) **Field of Classification Search**
USPC D26/72, 74, 76, 78-83, 85, 86, 88, 90, D26/93, 111, 113, 118, 119, 120, 121, D26/122, 138, 139, 140, 141, 142, 152
CPC F21S 2/00; F21S 4/00; F21S 4/003; F21S 4/005; F21S 4/006; F21S 4/007; F21S 4/008; F21S 6/00; F21S 8/00; F21S 8/024; F21S 8/026; F21S 8/031; F21S 8/033; F21S 8/035-037; F21S 8/04; F21S 8/043; F21S 8/063
See application file for complete search history.

(56) **References Cited**

U.S. PATENT DOCUMENTS

D274,657 S * 7/1984 Herst D26/76
D550,885 S * 9/2007 Crosby D26/75
D556,359 S * 11/2007 Cunius D26/76
D603,079 S * 10/2009 Toot D26/76

D608,042 S * 1/2010 Wu D26/76
D610,724 S * 2/2010 Chiang D26/3
D611,172 S * 3/2010 Lin D26/3
D617,488 S * 6/2010 Cho D26/76
D698,976 S * 2/2014 Edwards, Jr. D26/75
D703,857 S * 4/2014 Soni D26/75
D732,718 S * 6/2015 Amrine, Jr. D26/3
D735,392 S * 7/2015 Ng D26/76
D750,308 S * 2/2016 Rodgers D26/76
D754,902 S * 4/2016 Parker D26/76
D783,877 S * 4/2017 Liu D26/76
D796,106 S * 8/2017 Hoffmeister D26/76
D830,588 S * 10/2018 Kuang D26/3
D831,257 S * 10/2018 Boulanger D26/76
D840,086 S * 2/2019 Deng D26/76
D851,805 S * 6/2019 Chen D26/76
D854,727 S * 7/2019 Cole D26/76
2016/0102854 A1 4/2016 Xiang

* cited by examiner

Primary Examiner — Natasha Vujcic

(74) *Attorney, Agent, or Firm* — MLO, a professional corp.


(57) **CLAIM**

The ornamental design for a lighting fixture, as shown and described.

DESCRIPTION

FIG. 1 is a perspective view of a lighting fixture, showing our new design;
FIG. 2 is a front view of the lighting fixture;
FIG. 3 is a rear view of the lighting fixture;
FIG. 4 is a right view of the lighting fixture;
FIG. 5 is a left view of the lighting fixture;
FIG. 6 is a top view of the lighting fixture; and,
FIG. 7 is a bottom view of the lighting fixture.
The broken lines in the drawings illustrate portions of the lighting fixture which form no part of the claimed design.

1 Claim, 4 Drawing Sheets






FIG. 1




FIG. 2




FIG. 3



FIG. 4



FIG. 5




FIG. 6




FIG. 7