



US00D878659S

(12) **United States Design Patent**
Sun

(10) **Patent No.:** **US D878,659 S**

(45) **Date of Patent:** **** Mar. 17, 2020**

(54) **LIGHTING FIXTURE**

(71) Applicant: **Biological Innovation and Optimization Systems, LLC**, Carlsbad, CA (US)

(72) Inventor: **Wei Sun**, Indialantic, FL (US)

(**) Term: **15 Years**

(21) Appl. No.: **29/670,258**

(22) Filed: **Nov. 14, 2018**

(51) **LOC (12) Cl.** **26-04**

(52) **U.S. Cl.**
USPC **D26/76**

(58) **Field of Classification Search**
USPC D26/72, 74, 76, 78-83, 85, 86, 88, 90, D26/93, 111, 113, 118, 119, 120, 121, D26/122, 138, 139, 140, 141, 142, 152
CPC F21S 2/00; F21S 4/00; F21S 4/003; F21S 4/005; F21S 4/006; F21S 4/007; F21S 4/008; F21S 6/00; F21S 8/00; F21S 8/024; F21S 8/026; F21S 8/031; F21S 8/033; F21S 8/035-037; F21S 8/04; F21S 8/043; F21S 8/063
See application file for complete search history.

(56) **References Cited**

U.S. PATENT DOCUMENTS

D578,699 S * 10/2008 Ohno D26/72
D610,293 S * 2/2010 Klaus D26/76
D621,989 S * 8/2010 Proner D26/76

D629,553 S * 12/2010 Gielen D26/76
D629,554 S * 12/2010 Gielen D26/76
D695,443 S * 12/2013 Kaule D26/76
D727,554 S * 4/2015 Clark D26/90
D751,237 S * 3/2016 Ferrier D26/90
D752,801 S * 3/2016 Martin D26/88
D766,487 S * 9/2016 Cai D26/76
D782,099 S * 3/2017 Orozco D26/85
D786,483 S * 5/2017 Sonneman D26/90
D806,926 S * 1/2018 Goetz-Schaefer D26/76
D808,566 S * 1/2018 Goetz-Schaefer D26/76
D861,960 S * 10/2019 Ng D26/90

* cited by examiner

Primary Examiner — Natasha Vujcic

(74) *Attorney, Agent, or Firm* — MLO, a professional corp.

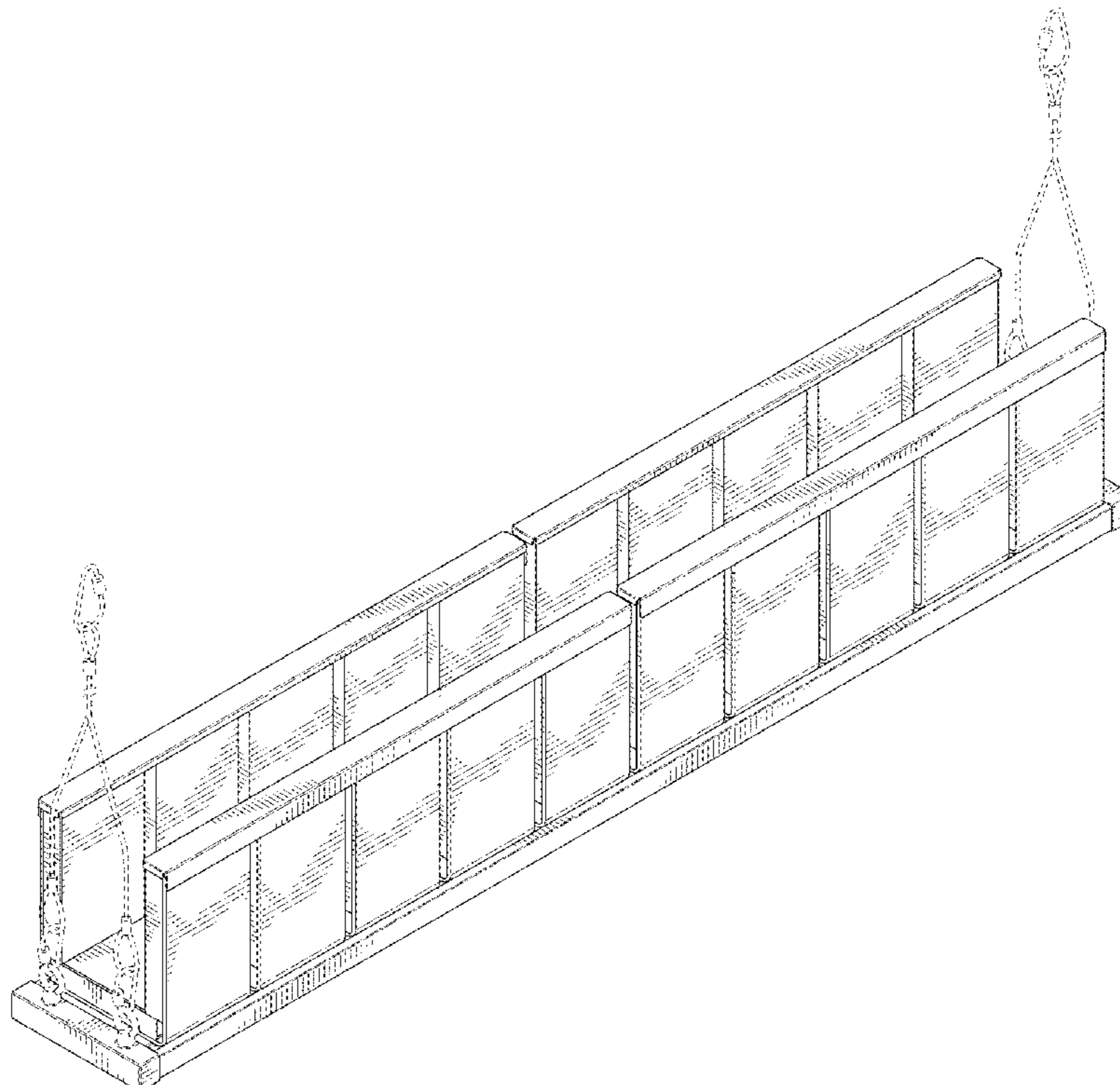
(57) **CLAIM**

The ornamental design for a lighting fixture, as shown and described.

DESCRIPTION

FIG. 1 is a perspective view of a lighting fixture, showing our new design;
FIG. 2 is a front view of the lighting fixture;
FIG. 3 is a rear view of the lighting fixture;
FIG. 4 is a right view of the lighting fixture;
FIG. 5 is a left view of the lighting fixture;
FIG. 6 is a top view of the lighting fixture; and,
FIG. 7 is a bottom view of the lighting fixture.
The broken lines in the drawings illustrate portions of the lighting fixture which form no part of the claimed design.

1 Claim, 5 Drawing Sheets



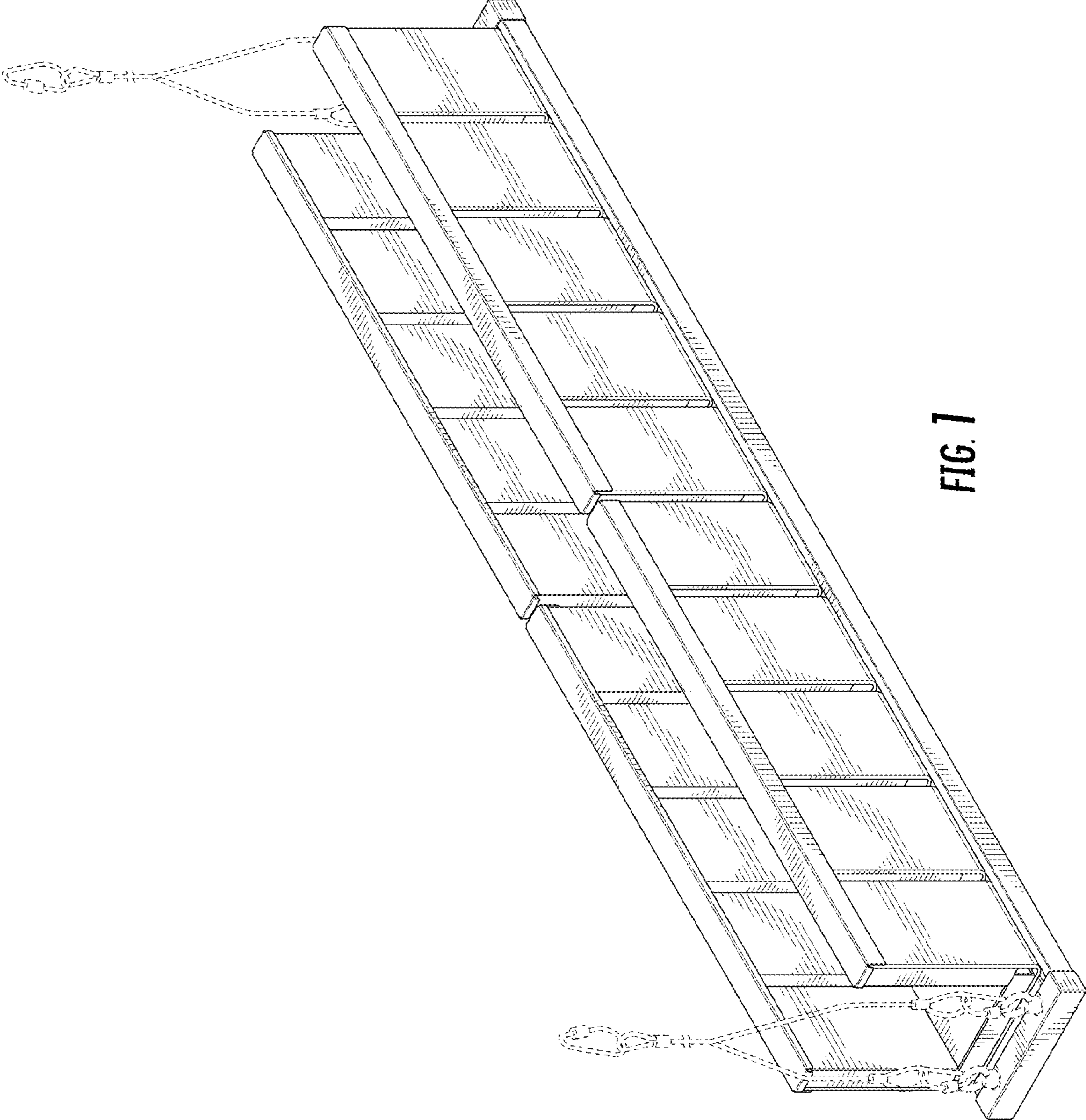


FIG. 7

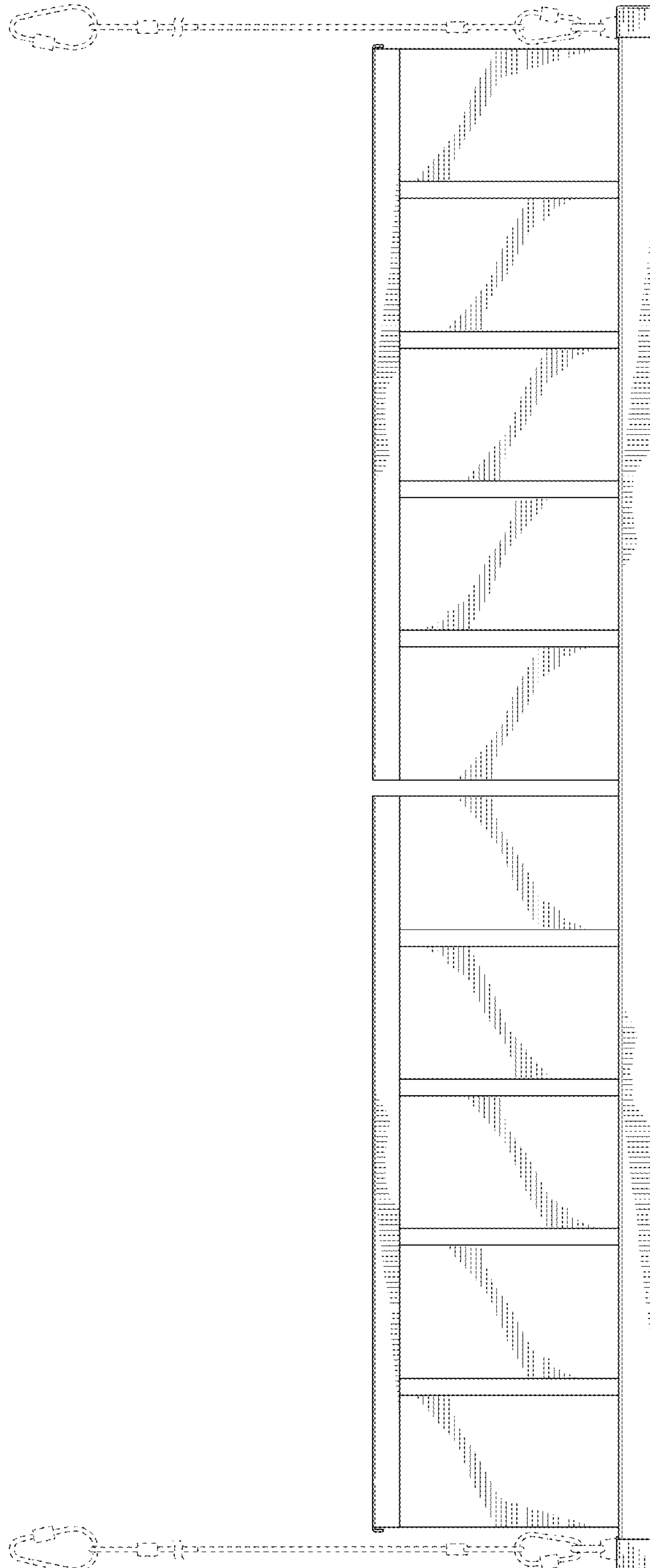


FIG. 2




FIG. 3

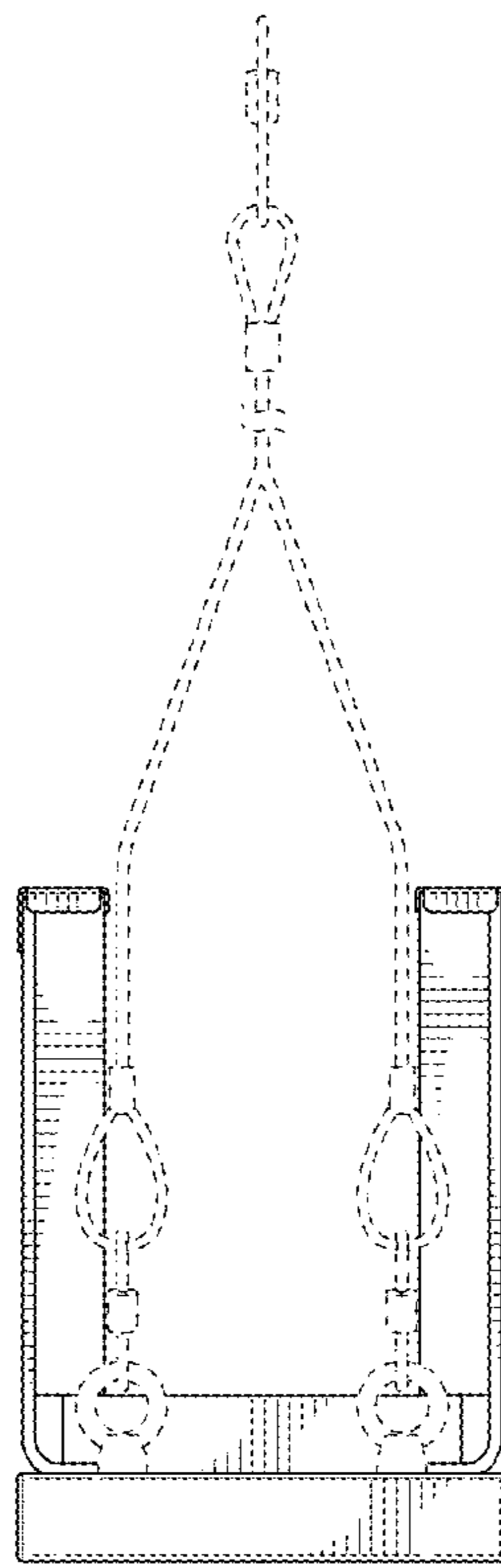


FIG. 4

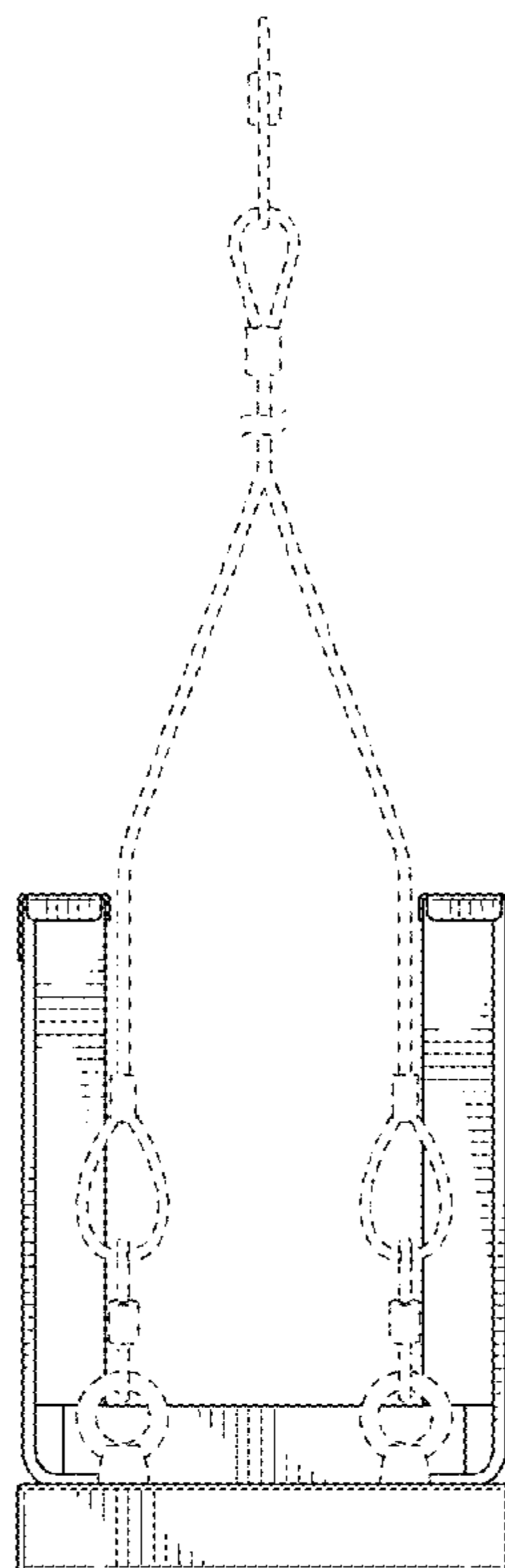


FIG. 5

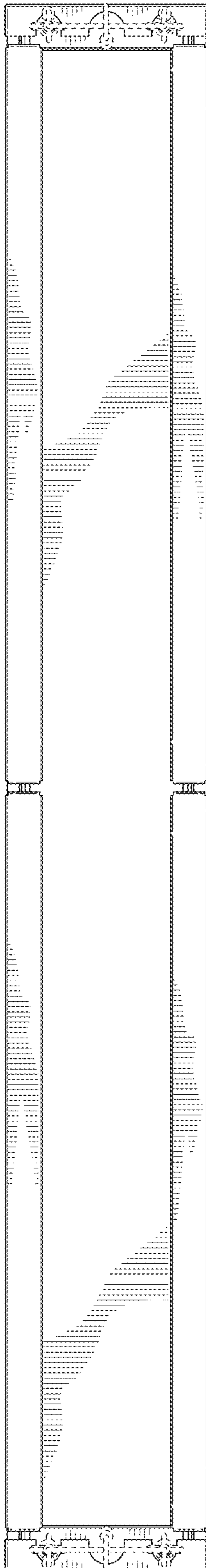


FIG. 6

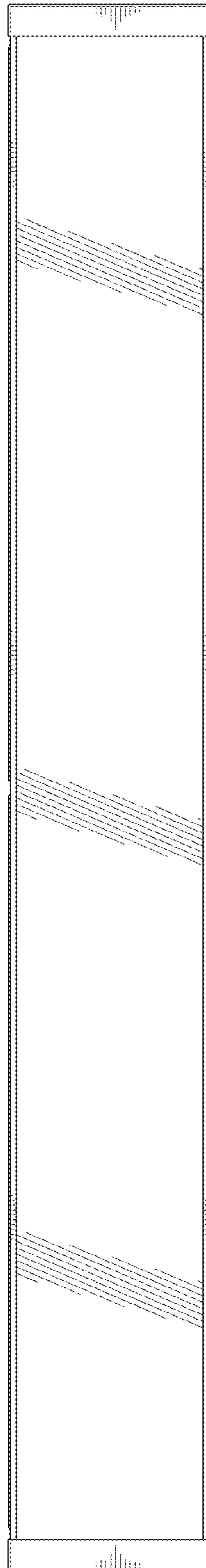


FIG. 7