



US00D878647S

(12) **United States Design Patent** (10) **Patent No.:** **US D878,647 S**  
**Lai** (45) **Date of Patent:** **\*\* Mar. 17, 2020**

(54) **AUTOMOBILE TAIL LIGHT**  
(71) Applicant: **Ching-Tsung Lai**, Tainan (TW)  
(72) Inventor: **Ching-Tsung Lai**, Tainan (TW)  
(\*\*) Term: **15 Years**  
(21) Appl. No.: **29/706,599**  
(22) Filed: **Sep. 20, 2019**  
(51) **LOC (12) Cl.** ..... **26-06**  
(52) **U.S. Cl.**  
USPC ..... **D26/28**  
(58) **Field of Classification Search**  
USPC ..... D26/28, 29, 30, 31, 32, 33, 34, 35, 36;  
362/459-468, 475-478, 485-487  
CPC ..... F21S 48/00; F21S 48/10; F21S 48/115;  
F21S 48/225; F21S 48/1233; F21S  
48/1266; F21S 48/1388; F21S 48/2268;  
F21V 21/04  
See application file for complete search history.

D796,708 S \* 9/2017 Lai ..... D26/28  
D812,274 S \* 3/2018 Wu ..... D26/28  
D816,247 S \* 4/2018 Wu ..... D26/28  
D845,519 S \* 4/2019 Zipfel ..... D26/28  
D849,291 S 5/2019 Wu  
D864,439 S \* 10/2019 Janssen ..... D26/28  
D868,318 S \* 11/2019 Lai ..... D26/28  
D869,018 S \* 12/2019 Dewitt ..... D26/28  
D869,026 S \* 12/2019 Zipfel ..... D26/28

\* cited by examiner

*Primary Examiner* — Angela J Lee

(74) *Attorney, Agent, or Firm* — Alexander Chen, Esq.;  
Inhouse Co. Law Firm

(57) **CLAIM**

The ornamental design for an automobile tail light, as shown and described.

**DESCRIPTION**

FIG. 1 is a perspective view of an automobile tail light; FIG. 2 is a front view thereof; and, FIG. 3 is a side view thereof.

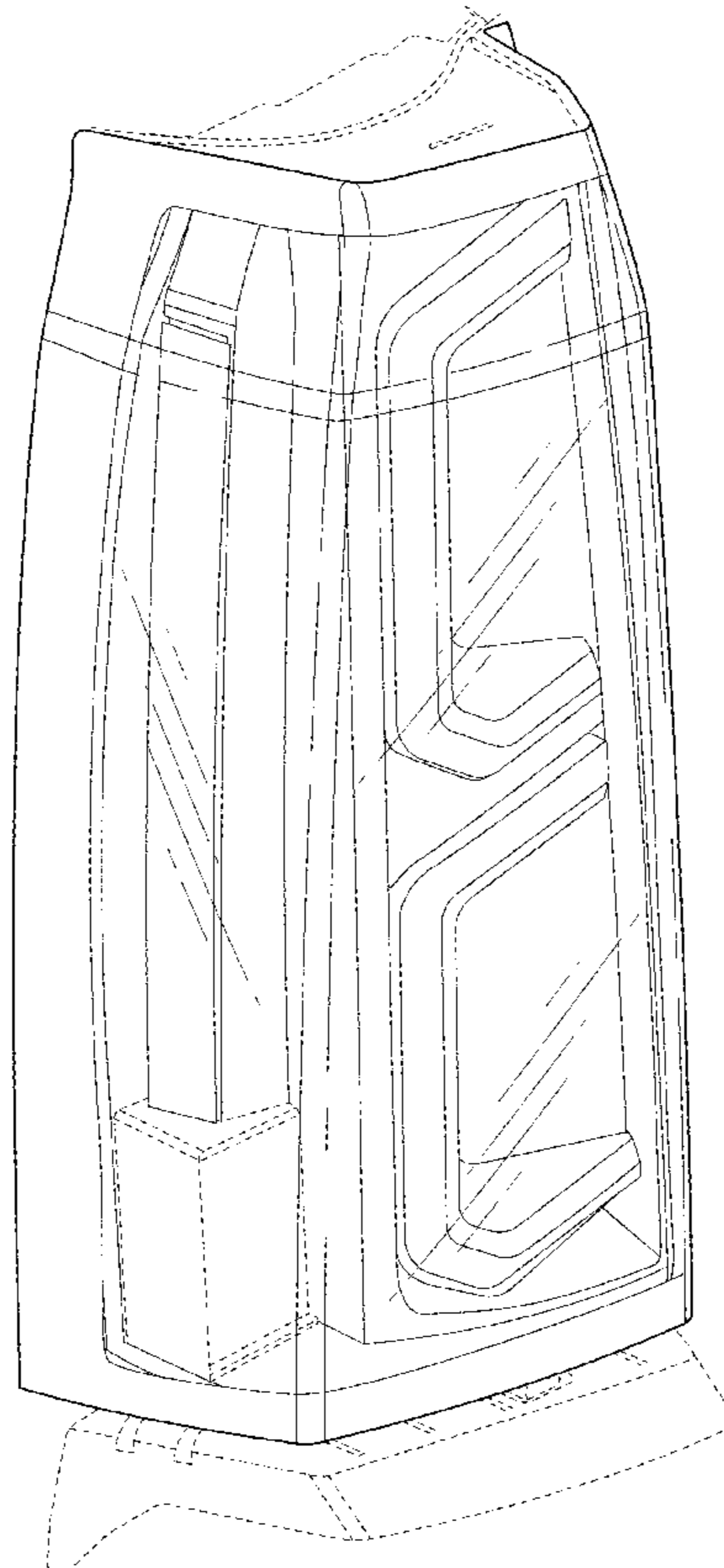
The broken lines are included to show environmental structure and form no part of the claimed design. The drawings and descriptions represent the left side embodiment. The claim is also for a mirror image right side embodiment.

**1 Claim, 3 Drawing Sheets**

(56) **References Cited**

U.S. PATENT DOCUMENTS

D703,847 S \* 4/2014 MacKay ..... D26/28  
D731,099 S 6/2015 Thole et al.  
D735,911 S \* 8/2015 O'Donnell ..... D26/28  
D749,246 S \* 2/2016 Thole ..... D26/28  
D761,458 S \* 7/2016 Chung ..... D26/28  
D790,745 S 6/2017 Lai



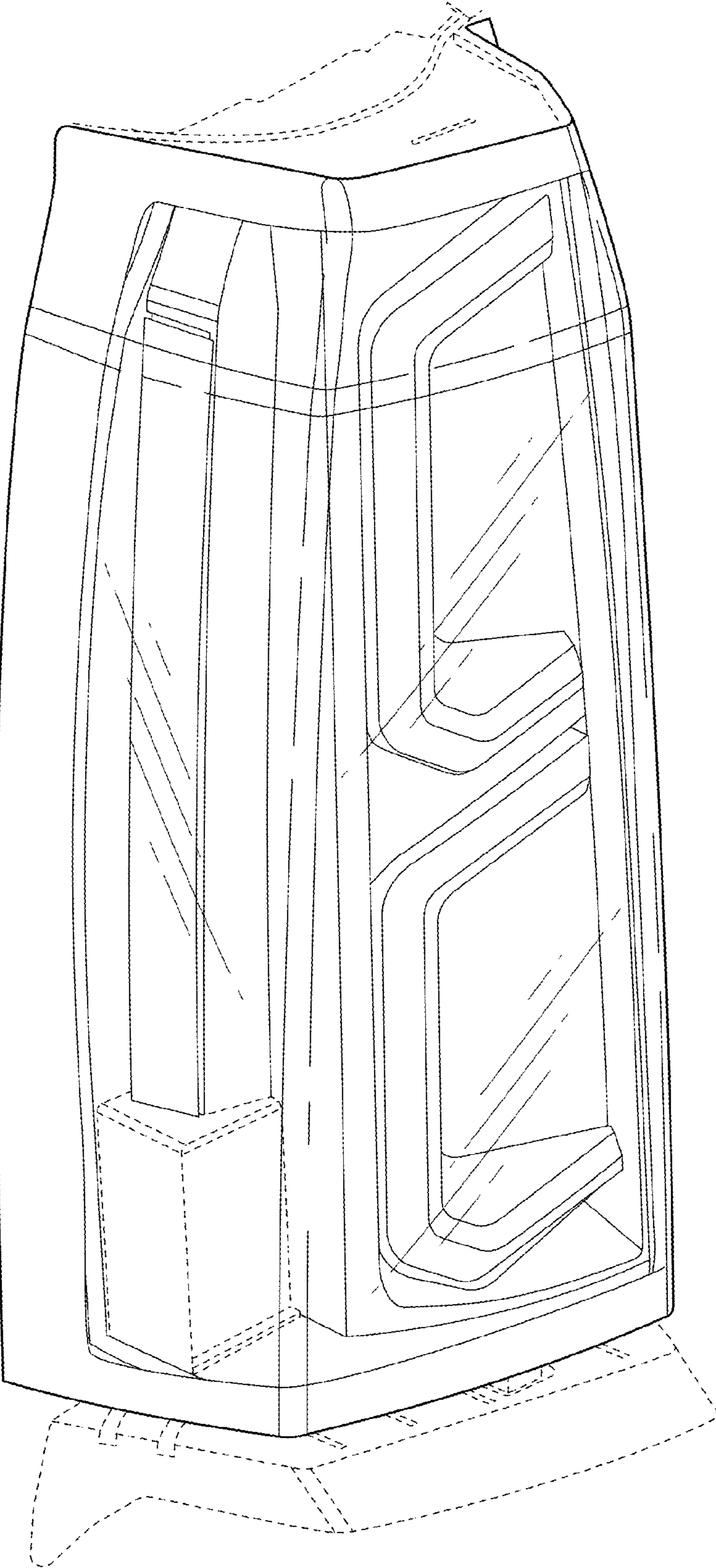


FIG. 1

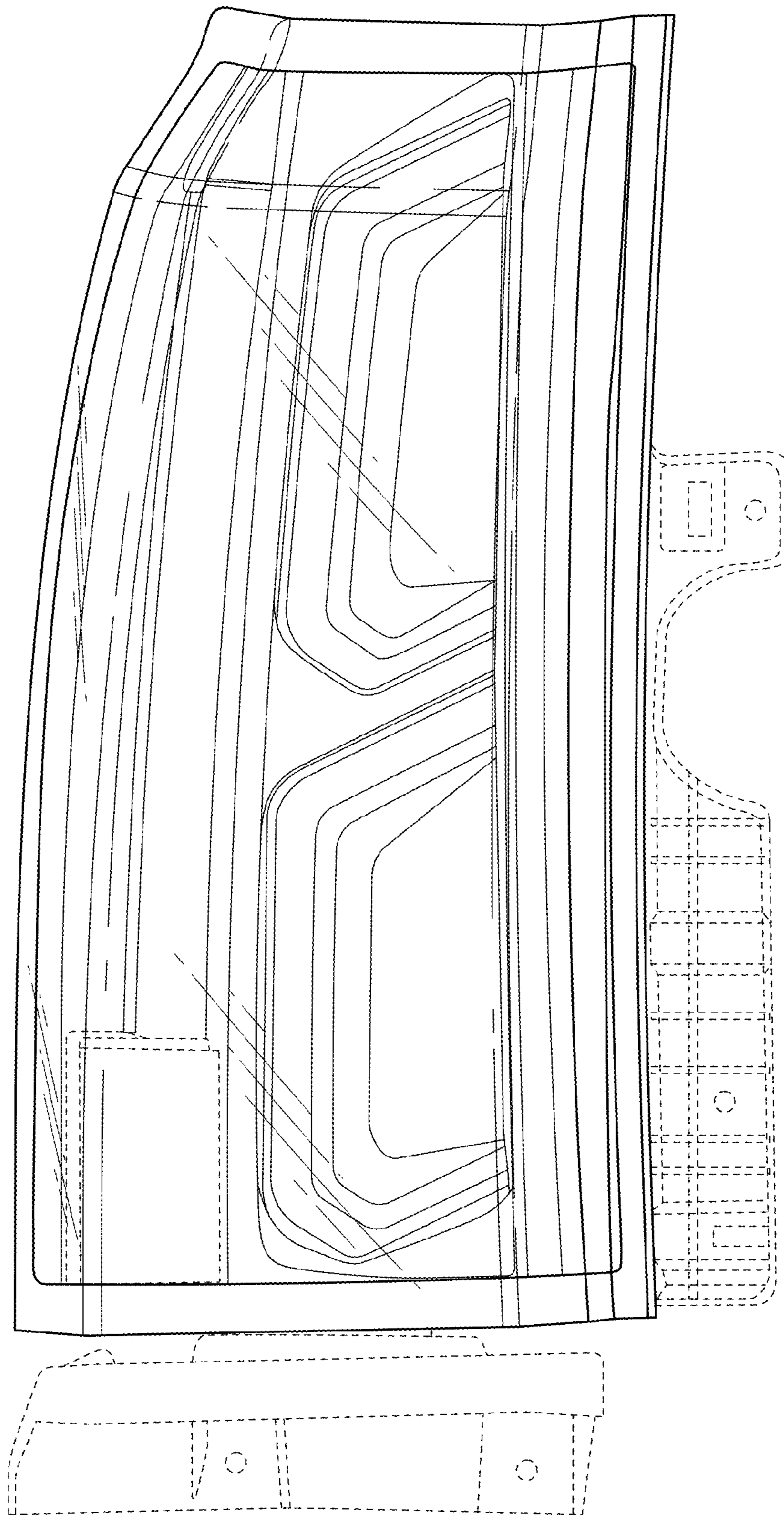


FIG. 2

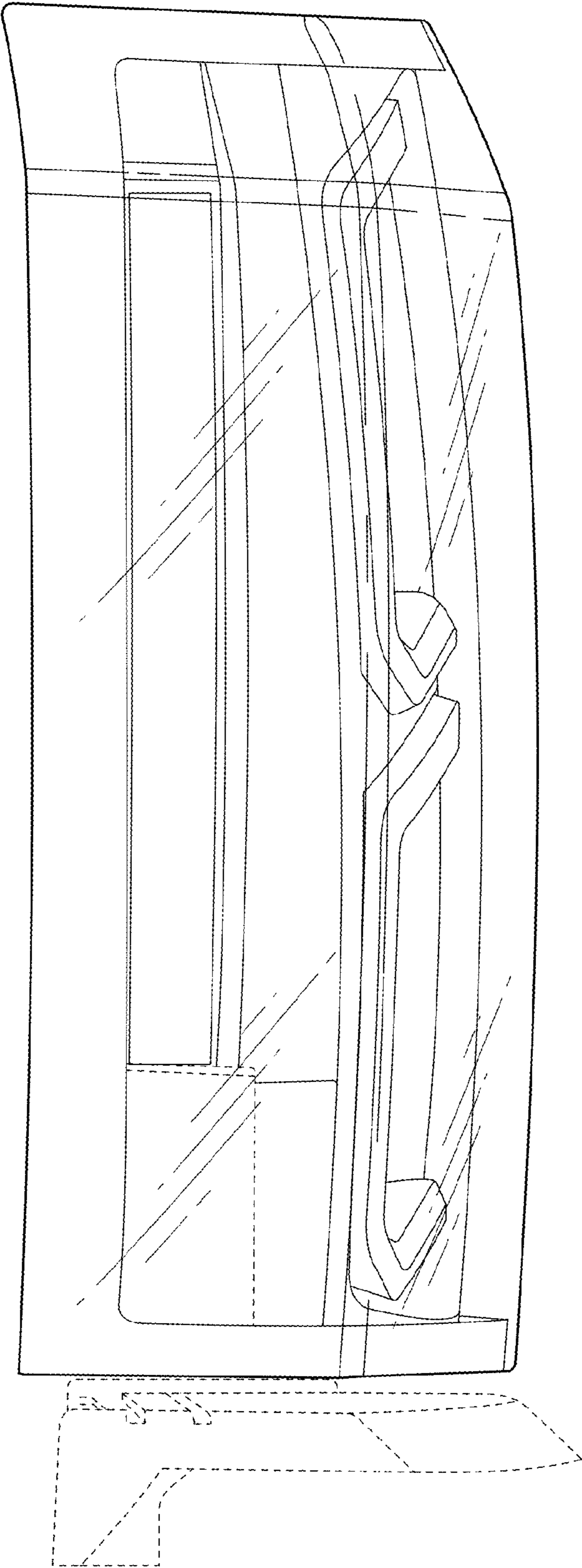


FIG. 3