



US00D878633S

(12) **United States Design Patent** (10) **Patent No.:** **US D878,633 S**
Vaghi (45) **Date of Patent:** **** Mar. 17, 2020**

(54) **COMBINATION PARKING STRUCTURE AND ROADWAY**

9,267,306 B2 2/2016 Suhami
10,337,202 B1 * 7/2019 Vaghi B61B 1/00
2005/0280555 A1 12/2005 Warner, IV

(Continued)

(71) Applicant: **NINO R. VAGHI FOUNDATION, Inc.**, Kensington, MD (US)

FOREIGN PATENT DOCUMENTS

(72) Inventor: **Nino R. Vaghi**, Kensington, MD (US)

CN 102383636 A 3/2012
WO 2010062204 A1 6/2010

(73) Assignee: **Nino R. Vaghi Foundation Inc.**, Kensington, MD (US)

OTHER PUBLICATIONS

(**) Term: **15 Years**

Any identified foreign patents and/or publications have been properly submitted in parent U.S. Appl. No. 29/657,690, filed Jul. 24, 2018, the priority of which is claimed.

(21) Appl. No.: **29/698,379**

Primary Examiner — Brett Miller
(74) *Attorney, Agent, or Firm* — Richard C. Litman; Nath, Goldberg & Meyer

(22) Filed: **Jul. 16, 2019**

Related U.S. Application Data

(63) Continuation-in-part of application No. 29/657,690, filed on Jul. 24, 2018, now Pat. No. Des. 859,689.

(51) **LOC (12) Cl.** **25-03**

(52) **U.S. Cl.**
USPC **D25/3; D25/31**

(58) **Field of Classification Search**
USPC D25/1-35, 55-61
CPC E04H 1/12-1244; E04H 1/00-06; E04H 3/00-10; E04H 3/12; E04H 3/14; E04H 3/22; E04H 3/24-28; E04H 6/00; E04H 6/08

See application file for complete search history.

(57) **CLAIM**

The ornamental design for a combination parking structure and roadway, as shown and described.

DESCRIPTION

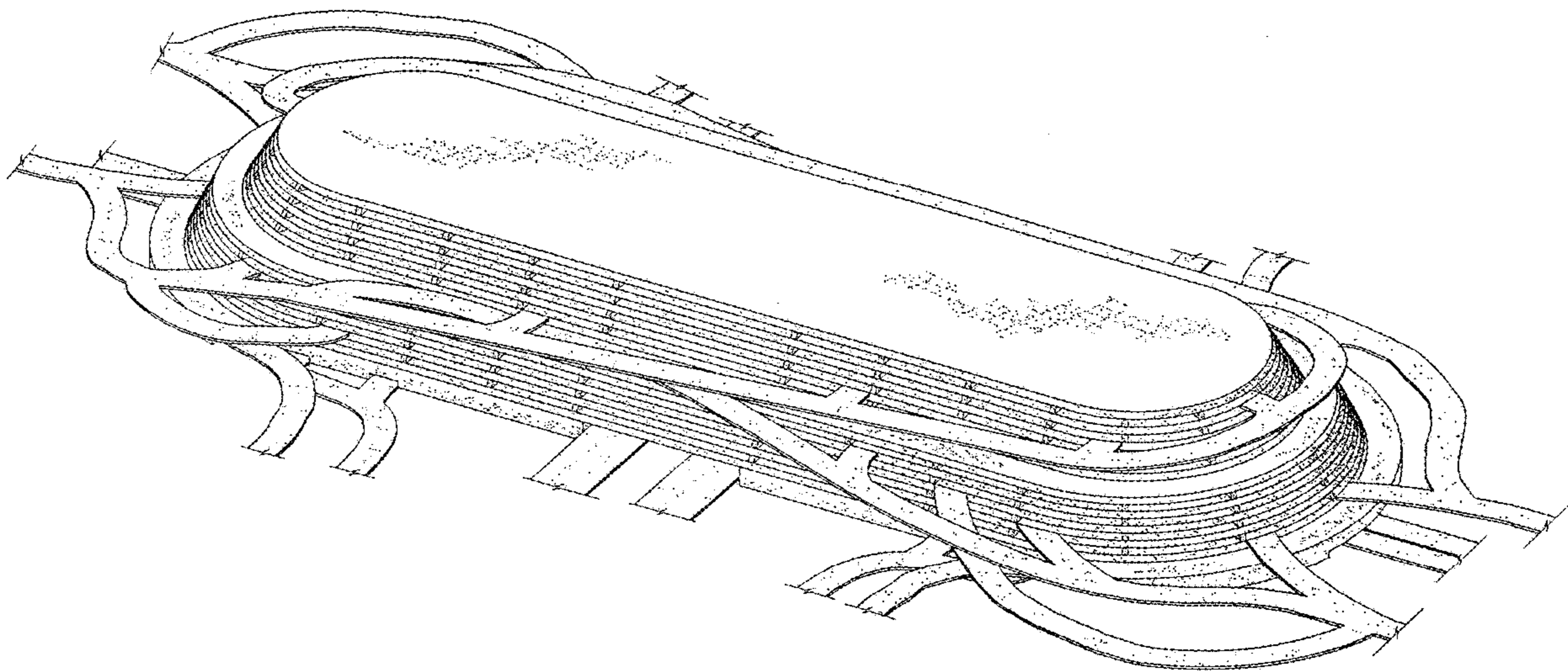
FIG. 1 is a perspective view of the combination parking structure and roadway showing my new design.
FIG. 2 is a plan view of the combination parking structure and roadway.
FIG. 3 is a front elevational view of the combination parking structure and roadway.
FIG. 4 is a rear elevational view of the combination parking structure and roadway.
FIG. 5 is a right side elevational view of the combination parking structure and roadway.
FIG. 6 is a left side elevational view of the combination parking structure and roadway,
FIG. 7 is a right side elevational view of the combination parking structure and roadway, scaled up 1.5 times; and,
FIG. 8 is a left side elevational view of the combination parking structure and roadway, scaled up 1.5 times.

(56) **References Cited**

U.S. PATENT DOCUMENTS

D181,556 S * 11/1957 Sullivan D25/5
D203,105 S * 12/1965 Termohlen D25/5
3,319,385 A 5/1967 Szpytman
D239,769 S * 5/1976 Magill D25/3
D253,844 S * 1/1980 Engalitcheff, Jr. D23/352
D486,237 S * 2/2004 Henry D25/1
8,915,669 B1 12/2014 Gustafson et al.

1 Claim, 5 Drawing Sheets



(56)

References Cited

U.S. PATENT DOCUMENTS

2009/0018800 A1* 1/2009 Riley E04H 1/00
703/1
2016/0340923 A1 11/2016 Stauffer

* cited by examiner

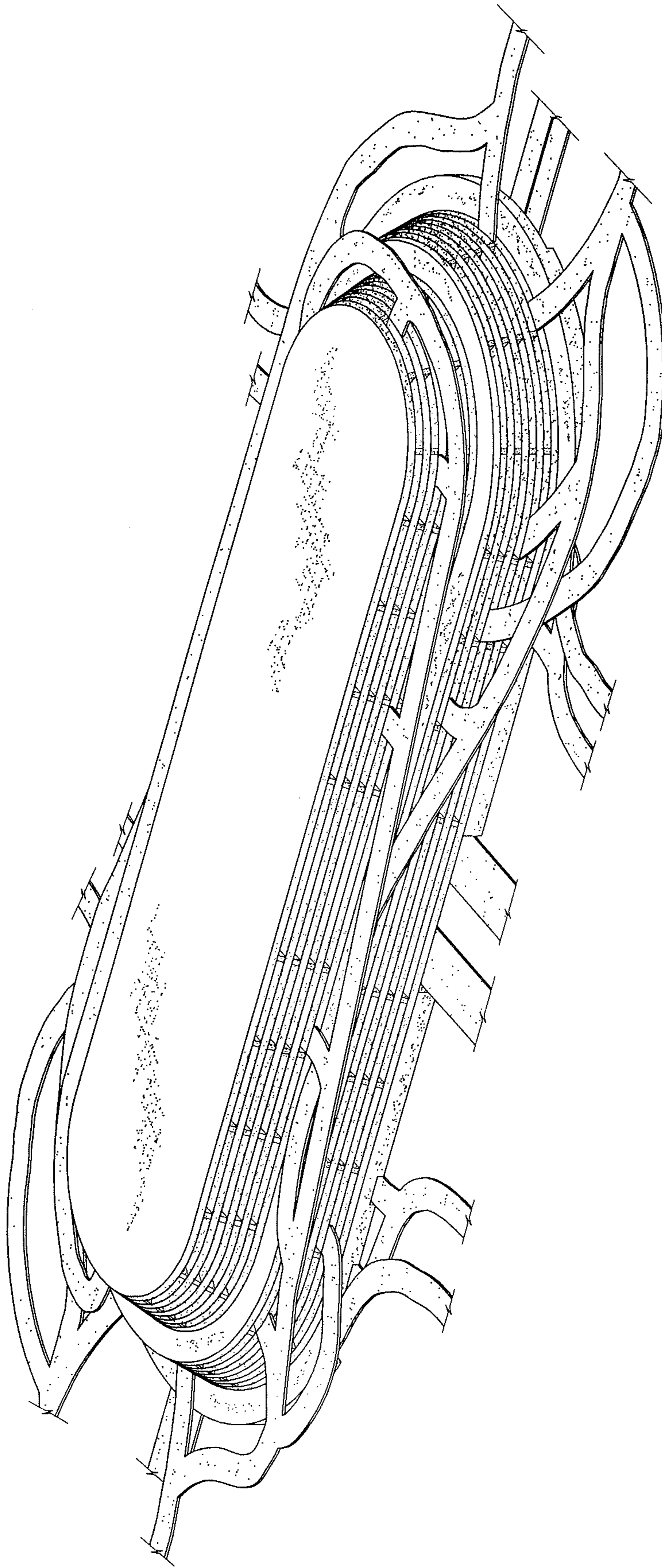


FIG. 1

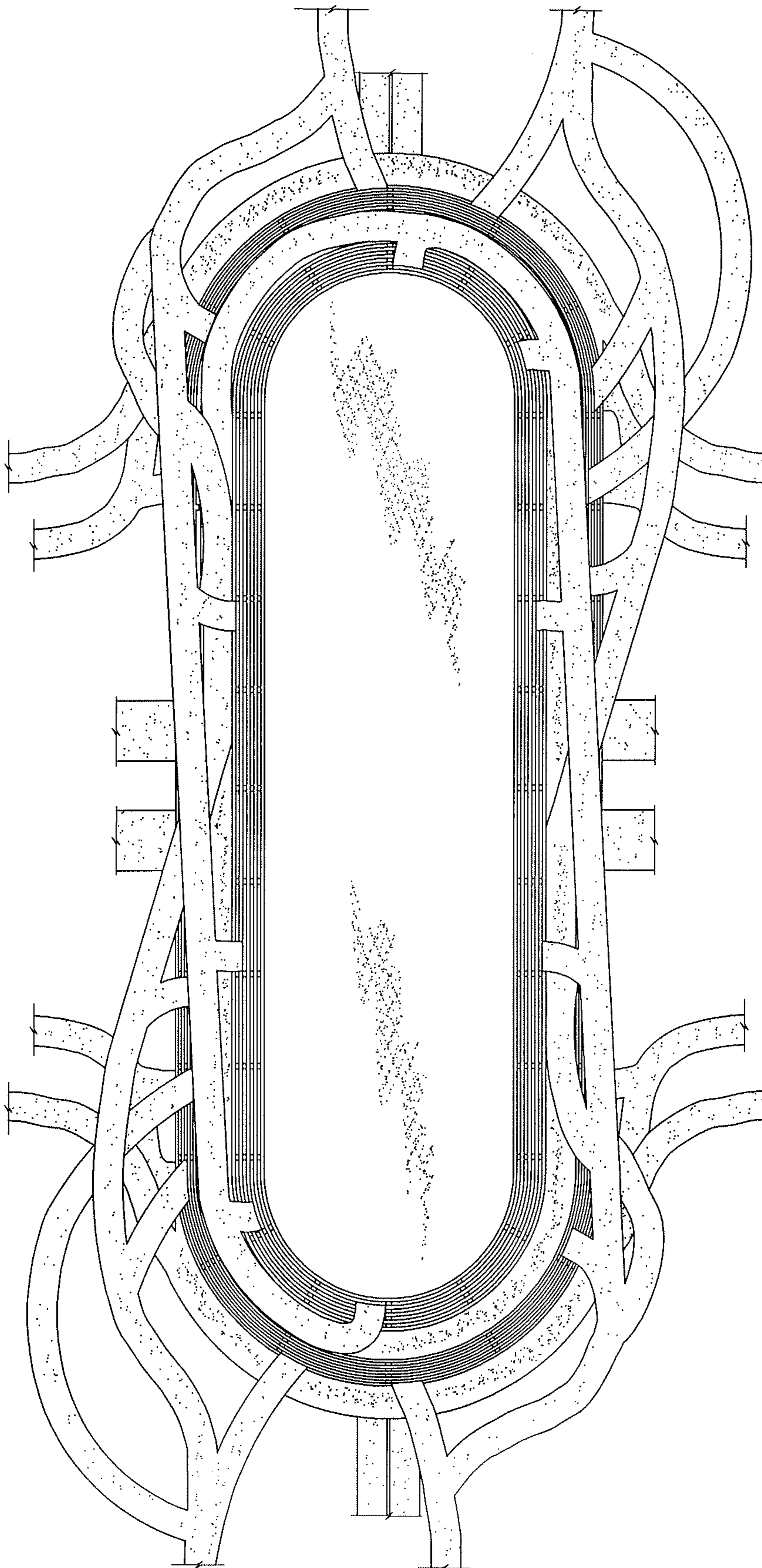


FIG. 2




FIG. 3




FIG. 4




FIG. 5




FIG. 6




FIG. 7



FIG. 8