



US00D878632S

(12) **United States Design Patent**
Baker

(10) **Patent No.:** **US D878,632 S**
(45) **Date of Patent:** **** Mar. 17, 2020**

- (54) **SWIMMING POOL LINER SHIELD**
- (71) Applicant: **Joe Baker**, Oklahoma City, OK (US)
- (72) Inventor: **Joe Baker**, Oklahoma City, OK (US)
- (**) Term: **15 Years**
- (21) Appl. No.: **29/638,077**
- (22) Filed: **Feb. 23, 2018**
- (51) **LOC (12) Cl.** **25-03**
- (52) **U.S. Cl.**
USPC **D25/2**
- (58) **Field of Classification Search**
USPC D25/2; D21/815; D24/201-205;
D23/277-280.3, 201-202, 284, 308, 283,
D23/286-290, 304; D30/101
CPC E04H 2001/1283; E04H 4/00; E04H
4/0018-0062; E04H 4/10-108; E04H
4/14-142; A61H 33/02; A61H 33/0087;
A61H 33/60
See application file for complete search history.

- D753,804 S * 4/2016 Taingtae D23/304
- D757,235 S * 5/2016 Stauffer D23/308
- D765,229 S * 8/2016 Stauffer D23/308
- D823,998 S * 7/2018 Stevenson D23/308
- D824,000 S * 7/2018 Stevenson D23/308
- D824,002 S * 7/2018 Stevenson D23/308

(Continued)

Primary Examiner — Brett Miller

(74) *Attorney, Agent, or Firm* — Mary M. Lee

(57) **CLAIM**

The ornamental design for a swimming pool liner shield, as shown and described.

DESCRIPTION

FIG. 1 is a front perspective view of first embodiment of a swimming pool liner shield showing my new design installed in the coping in the corner of a swimming pool. The broken lines depict environmental subject matter and form no part of the claimed design.

FIG. 2 is a front elevational view of the swimming pool liner shield shown in FIG. 1.

FIG. 3 is a rear elevational view of the swimming pool liner shield shown in FIG. 1.

FIG. 4 is an elevational view of the left side of the swimming pool liner shield shown in FIG. 1, the right side being a mirror image thereof.

FIG. 5 is a top plan view of the swimming pool liner shield shown in FIG. 1.

FIG. 6 is a bottom plan view of the swimming pool liner shield shown in FIG. 1.

FIG. 7 is a left front perspective view of the swimming pool liner shield shown in FIG. 1; and,

FIG. 8 is a right rear perspective view of the swimming pool liner shield shown in FIG. 1.

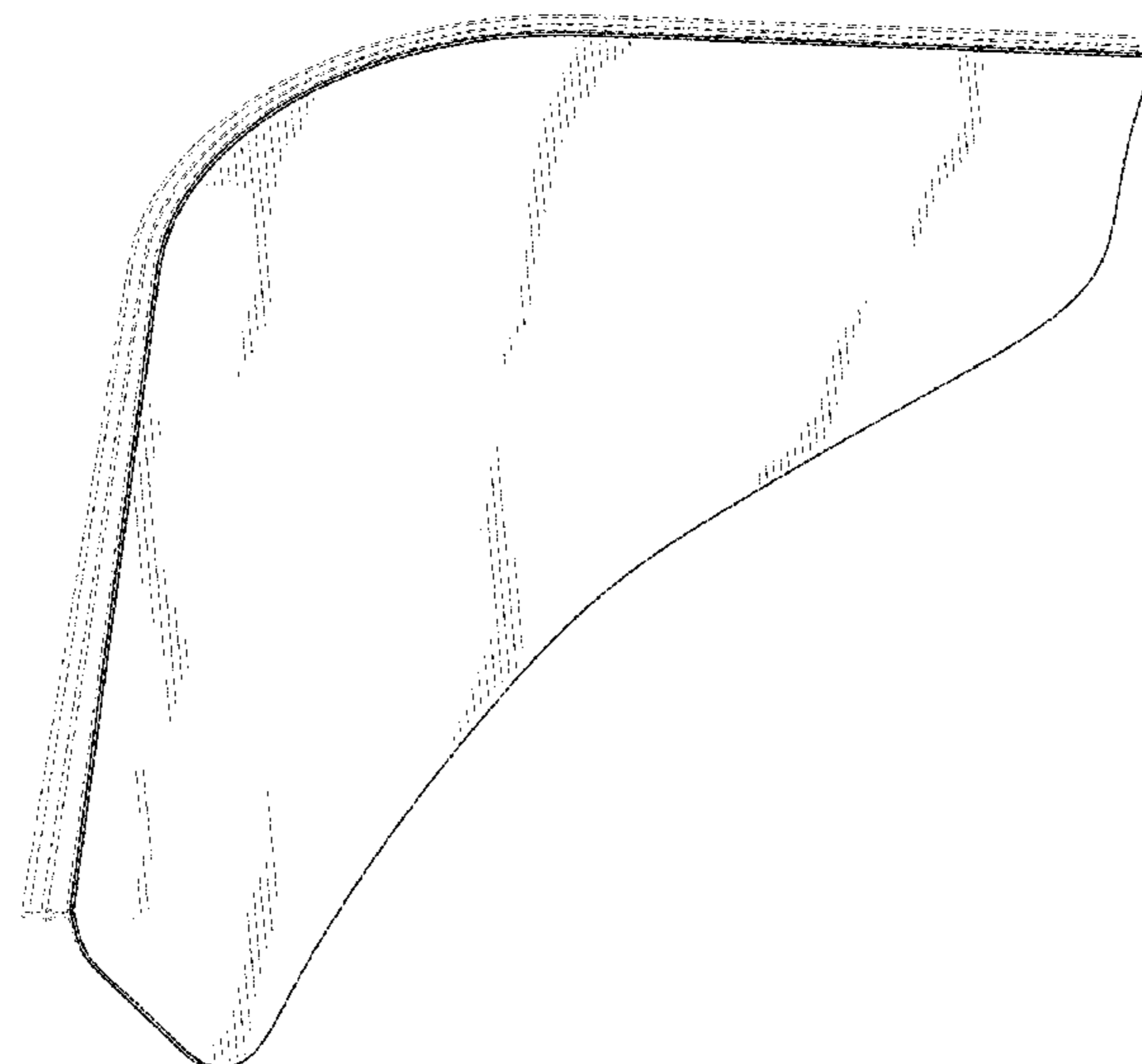
The broken lines shown in FIGS. 2-8 are included for the purpose of illustrating portion of the swimming pool liner shield that form no part of the claimed design.

1 Claim, 8 Drawing Sheets

(56) **References Cited**

U.S. PATENT DOCUMENTS

- 3,242,503 A * 3/1966 Russo E04H 4/00
4/495
- 3,524,291 A * 8/1970 Rozanski E04H 4/141
4/506
- 3,628,198 A 12/1971 Katzman
- 3,835,481 A * 9/1974 Engelhart E04H 4/142
4/506
- 4,229,843 A * 10/1980 Belanger E04H 4/065
4/495
- 5,092,090 A * 3/1992 Stump E04H 4/14
4/506
- D342,322 S * 12/1993 Dallaire D25/2
- D395,456 S * 6/1998 Ito D20/42
- D431,288 S * 9/2000 Helmsderfer D23/308
- D669,564 S * 10/2012 Eilmus D23/308
- 8,584,271 B2 * 11/2013 Mathis E04H 4/142
4/496



(56)

References Cited

U.S. PATENT DOCUMENTS

D824,004 S * 7/2018 Stevenson D23/308
D827,110 S * 8/2018 Eilmus D23/308
D827,111 S * 8/2018 Stevenson D23/308
D827,112 S * 8/2018 Stevenson D23/308
D838,352 S * 1/2019 Lilly D23/308
2008/0235862 A1* 10/2008 Lewis E04H 4/142
4/506
2017/0127886 A1* 5/2017 Swart E04H 4/148
2019/0010720 A1* 1/2019 Baldoni E04H 4/142

* cited by examiner

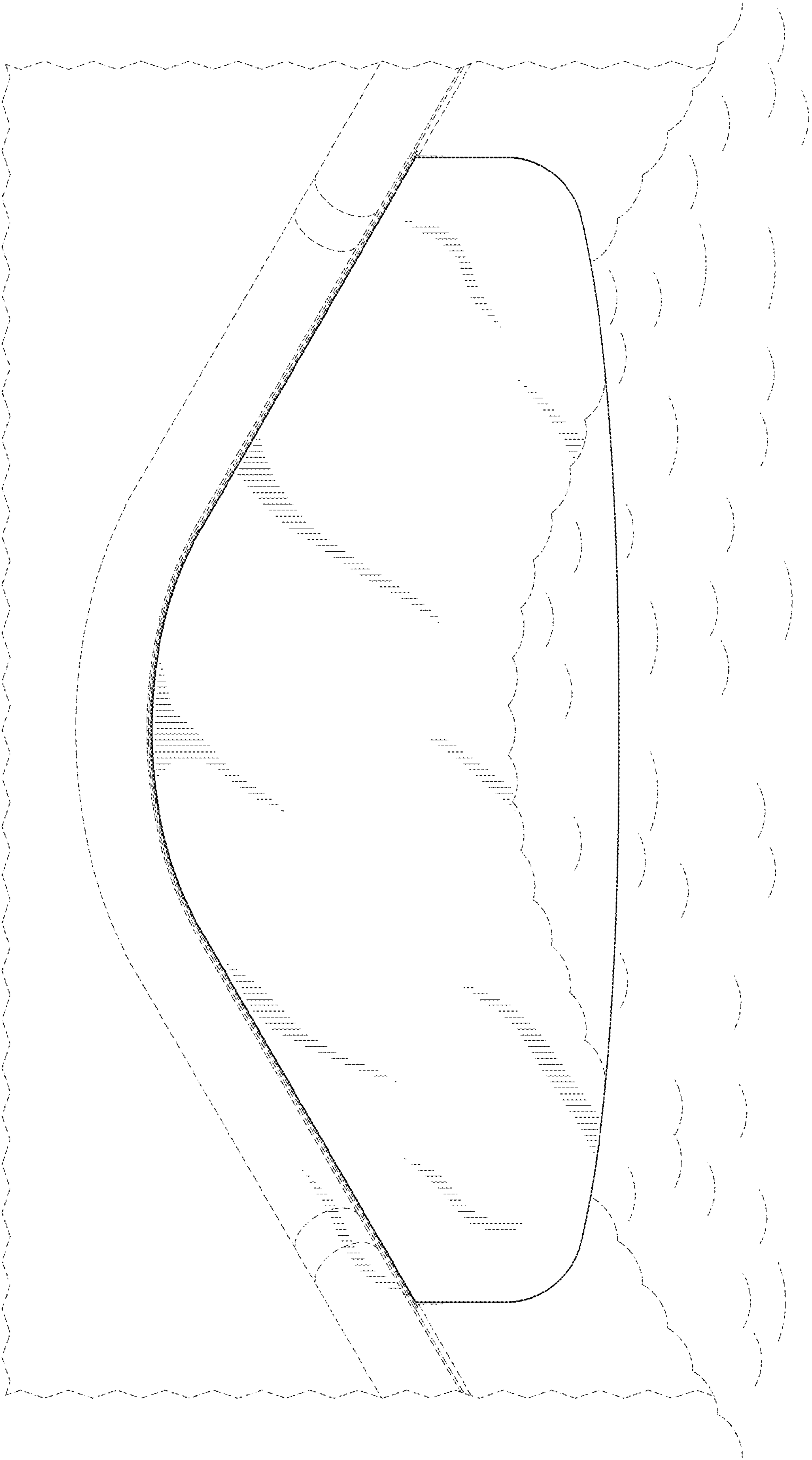


FIG. 1




FIG. 2

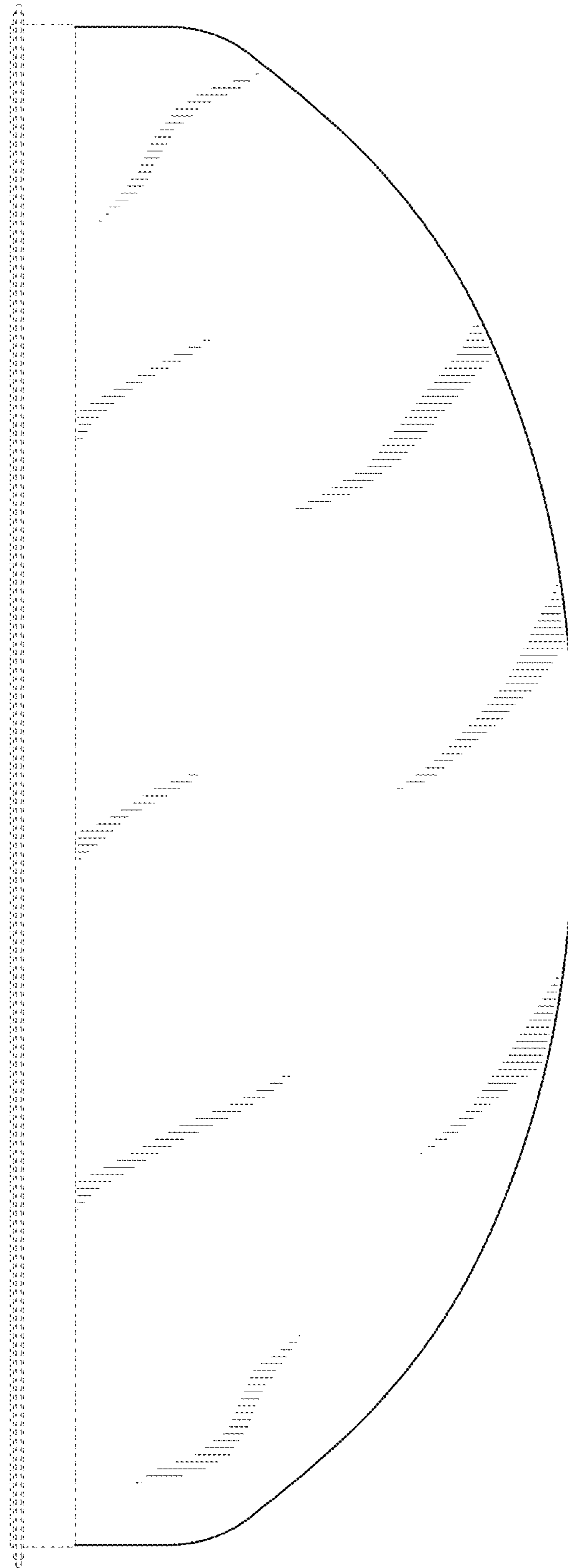


FIG. 3

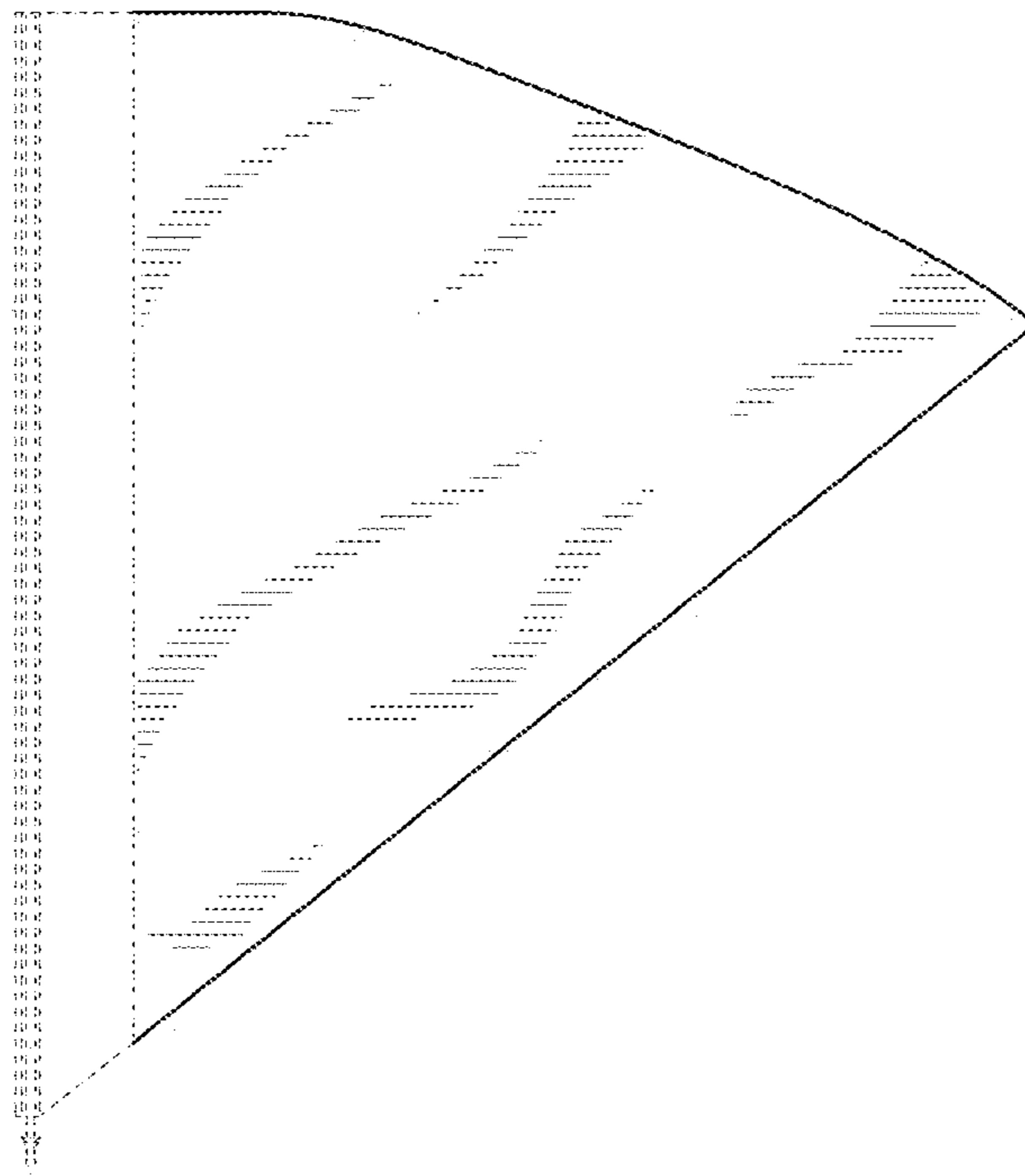


FIG. 4

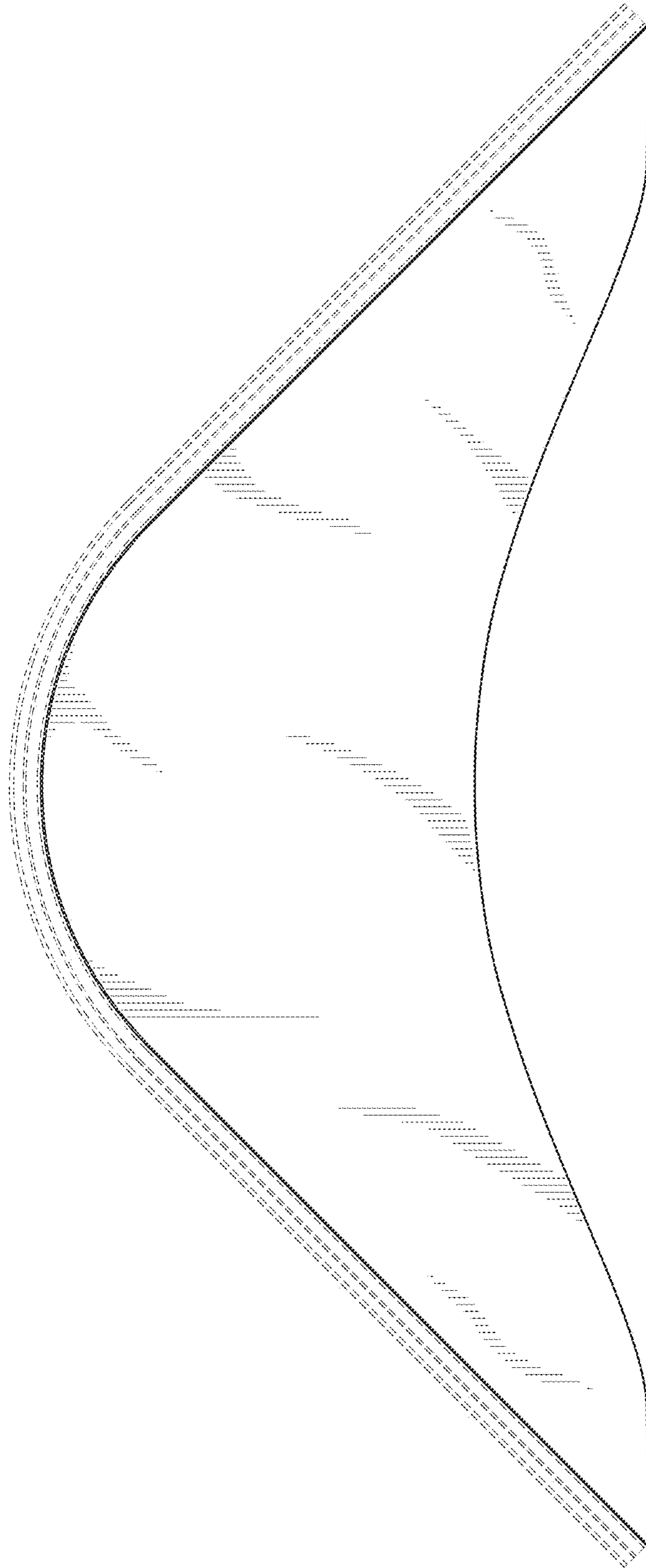


FIG. 5

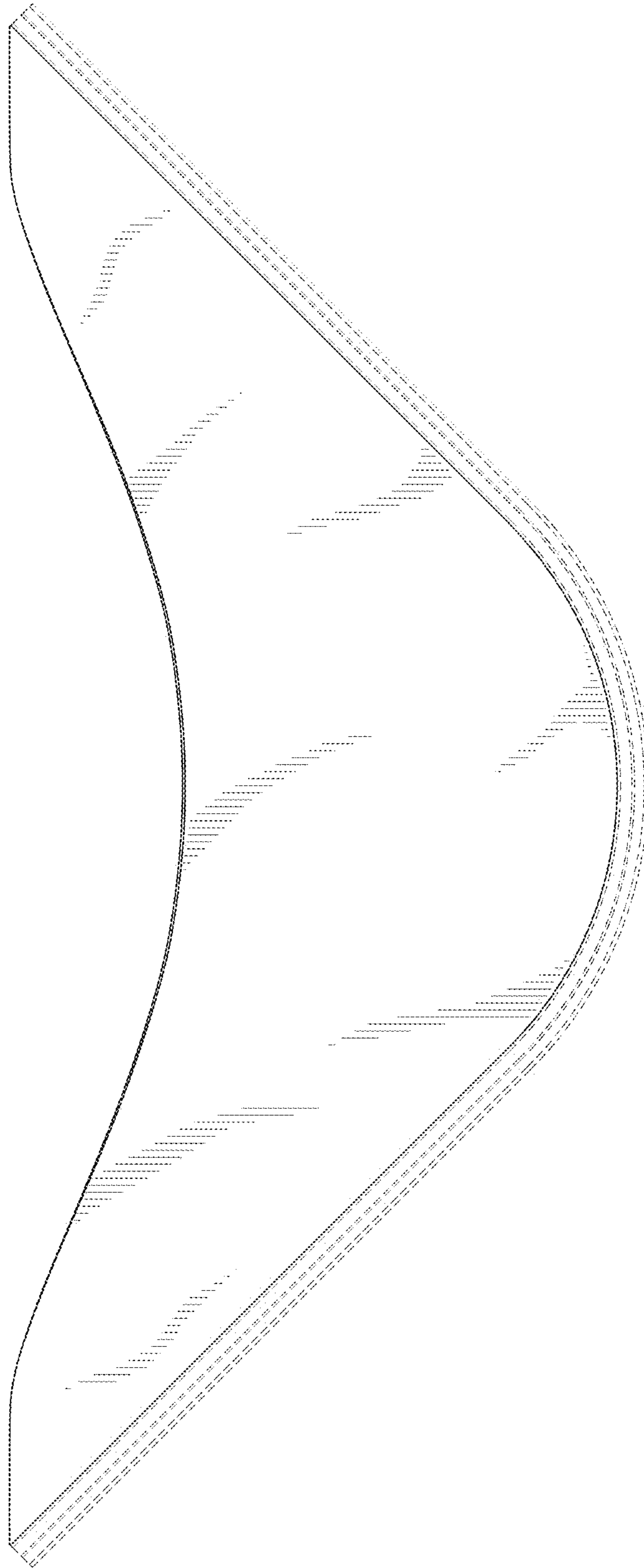


FIG. 6

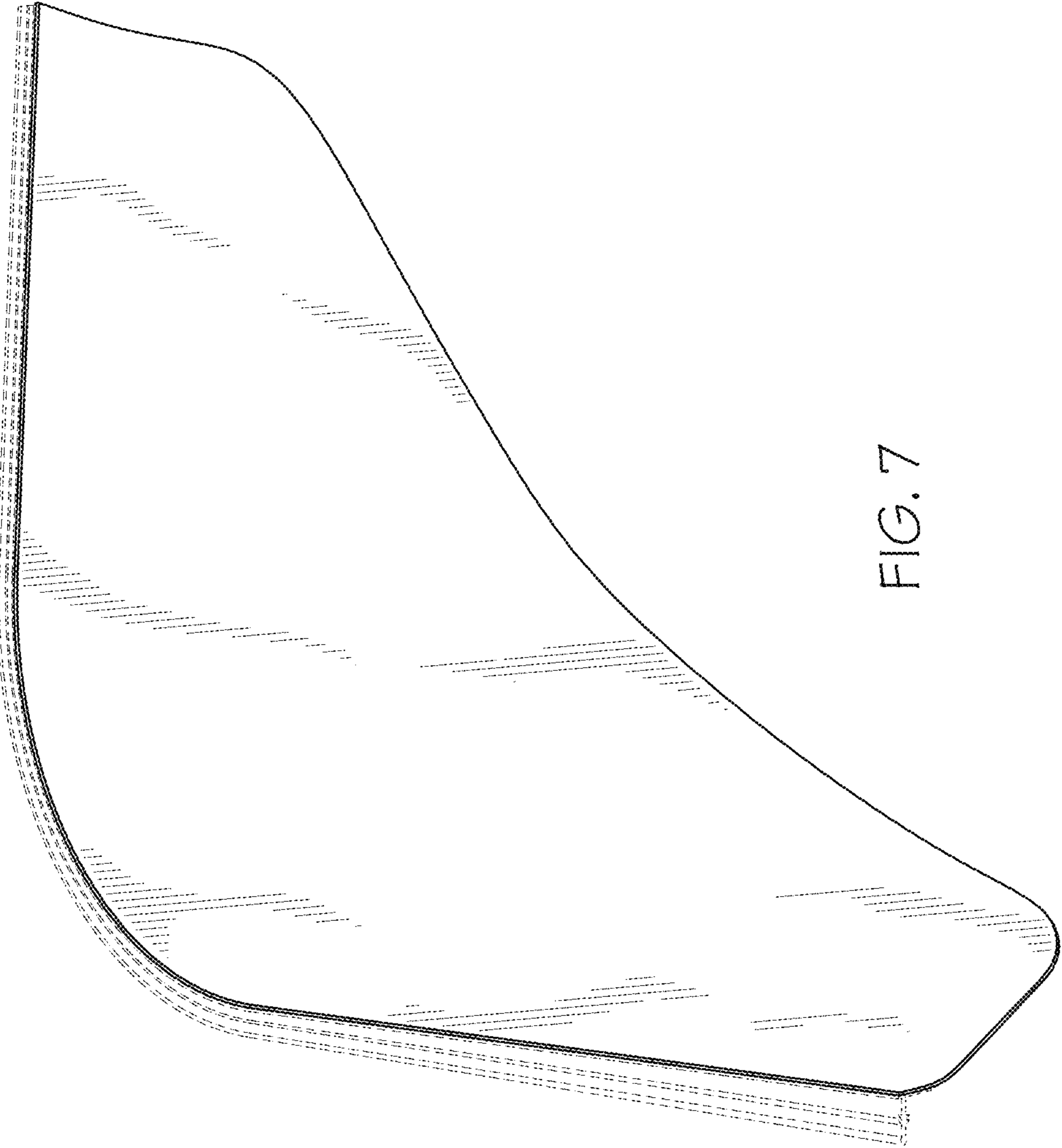


FIG. 7




FIG. 8