



US00D878594S

(12) **United States Design Patent** (10) **Patent No.:** **US D878,594 S**
Termanini et al. (45) **Date of Patent:** **** Mar. 17, 2020**

(54) **REVISION STEM AND BALL**

(71) Applicant: **JOINT INNOVATION TECHNOLOGY, LLC**, Boca Raton, FL (US)

(72) Inventors: **Zafer Termanini**, Port Saint Lucie, FL (US); **George A. Diamantoni**, Boca Raton, FL (US); **Brian Vanhiel**, Smyrna, GA (US); **Taylor Davis**, Atlanta, GA (US)

(73) Assignee: **Joint Innovation Technology, LLC**, Boca Raton, FL (US)

(**) Term: **15 Years**

(21) Appl. No.: **29/699,550**

(22) Filed: **Jul. 26, 2019**

Related U.S. Application Data

(63) Continuation of application No. 29/626,226, filed on Nov. 15, 2017, now abandoned.

(60) Provisional application No. 62/509,304, filed on May 22, 2017.

(51) **LOC (12) Cl.** **24-03**
(52) **U.S. Cl.**
USPC **D24/155**

(58) **Field of Classification Search**
USPC D24/155
CPC A61F 2/36; A61F 2/3662; A61F 2/30767; A61F 2/34; A61F 2002/3631; A61F 2002/30332; A61F 2002/365; A61F 2002/30507; A61F 2310/00029
See application file for complete search history.

(56) **References Cited**
U.S. PATENT DOCUMENTS
D339,634 S 9/1993 Hori et al.
6,514,288 B2 2/2003 Meulink et al.
6,652,591 B2 11/2003 Serbousek et al.
D528,209 S 9/2006 Furlong
7,374,576 B1 5/2008 Ries et al.
D615,204 S 5/2010 Michelinakis et al.
7,842,096 B2 * 11/2010 Fridshtand A61F 2/3676 623/23.35

8,409,295 B2 4/2013 Geller
8,906,108 B2 12/2014 Armacost et al.
D757,269 S 5/2016 Prybyla et al.
D766,435 S * 9/2016 Link D24/155
D774,194 S * 12/2016 Dacus D24/155
2002/0111692 A1 * 8/2002 Ralph A61F 2/30734 623/23.17
2003/0060891 A1 * 3/2003 Shah A61F 2/30728 623/22.13
2003/0074079 A1 * 4/2003 McTighe A61F 2/30767 623/22.42
2003/0074080 A1 * 4/2003 Murray A61F 2/3609 623/22.42
2003/0074083 A1 * 4/2003 LeGros A61F 2/3601 623/23.35

(Continued)

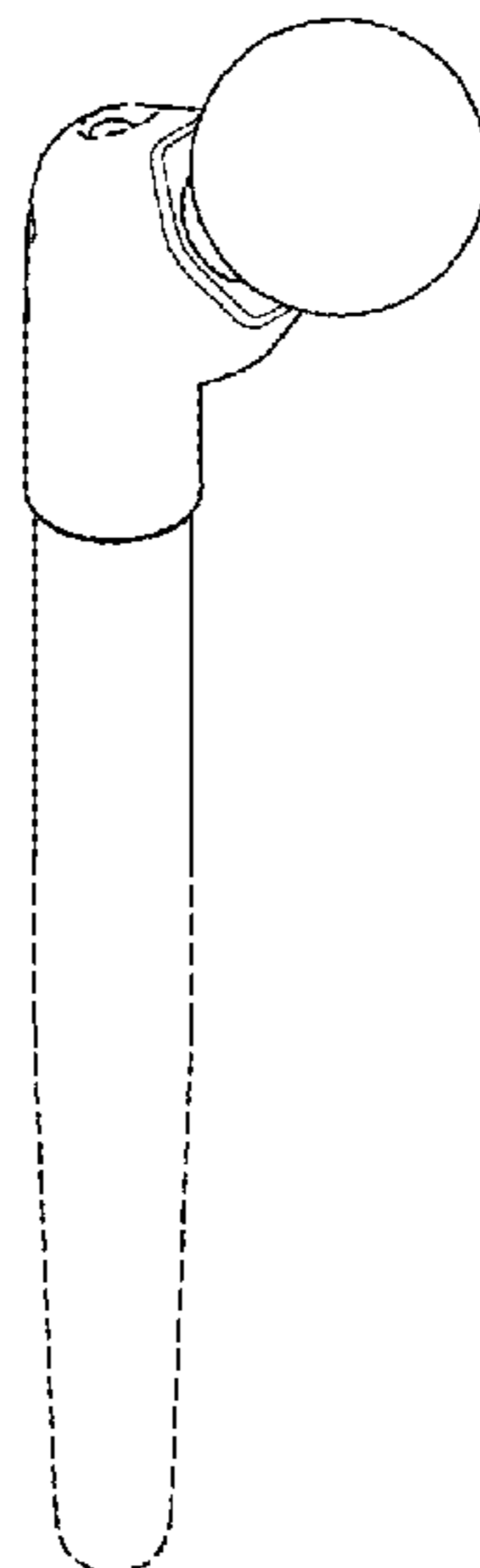
Primary Examiner — Charles D Hanson
(74) *Attorney, Agent, or Firm* — Norris McLaughlin, PA

(57) **CLAIM**
The ornamental design for a revision stem and ball, as shown and described.

DESCRIPTION

FIG. 1 is a front perspective view of a revision stem and ball; FIG. 2 is a first side elevational view thereof; FIG. 3 is a second side elevational view thereof; FIG. 4 is a rear side elevational view thereof; FIG. 5 is a front side elevational view thereof; FIG. 6 is a top plan view thereof; and, FIG. 7 is a bottom plan view thereof. Portions of the figures enclosed in broken lines form no part of the claimed design.

1 Claim, 7 Drawing Sheets



(56)

References Cited

U.S. PATENT DOCUMENTS

2003/0109933 A1* 6/2003 Weissman A61B 17/8808
623/23.22
2008/0039950 A1 2/2008 Splieth
2008/0167723 A1* 7/2008 Acker A61F 2/30767
623/22.4
2008/0255675 A1 10/2008 Sidebotham

* cited by examiner



FIG. 1




FIG. 2

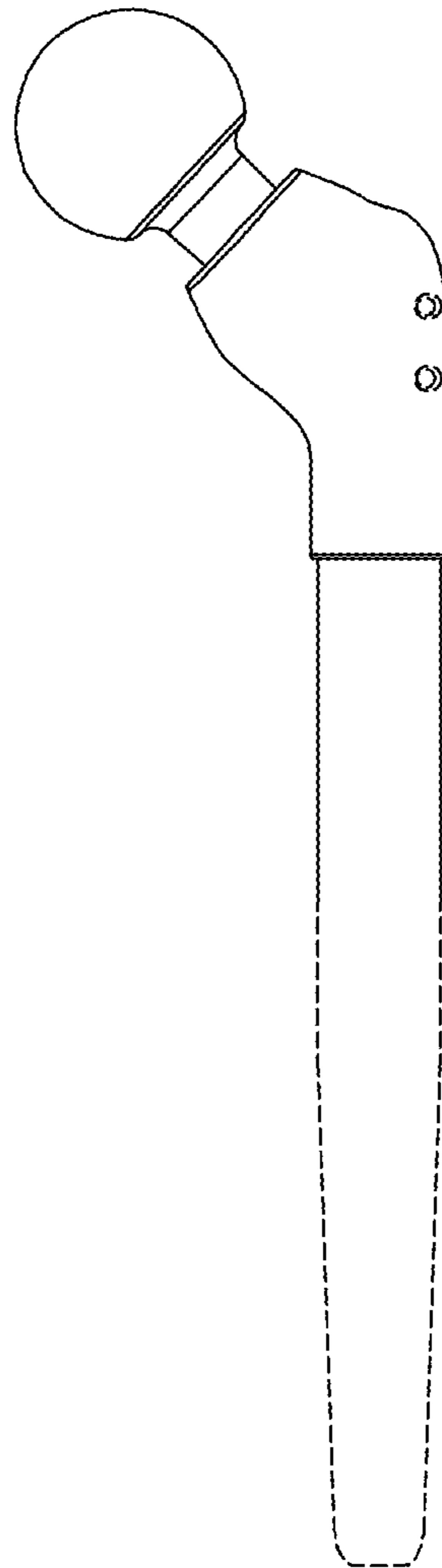


FIG. 3

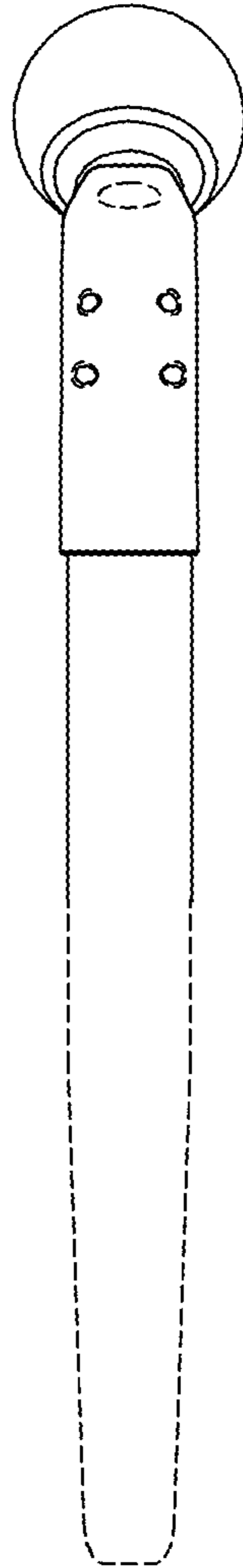


FIG. 4

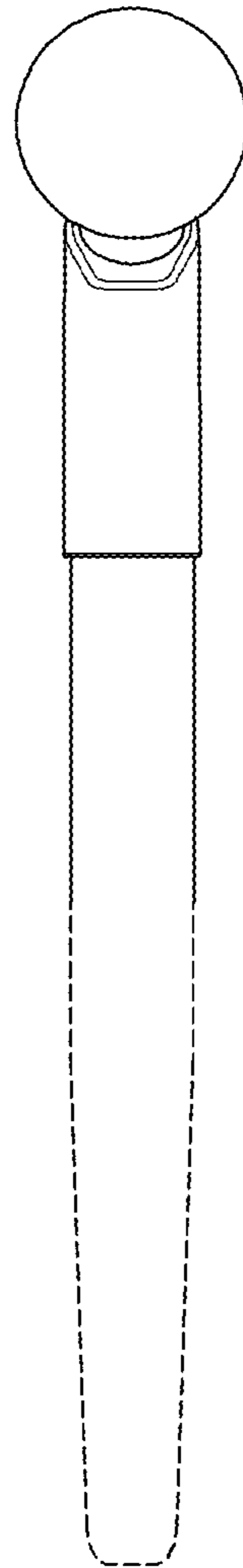


FIG. 5

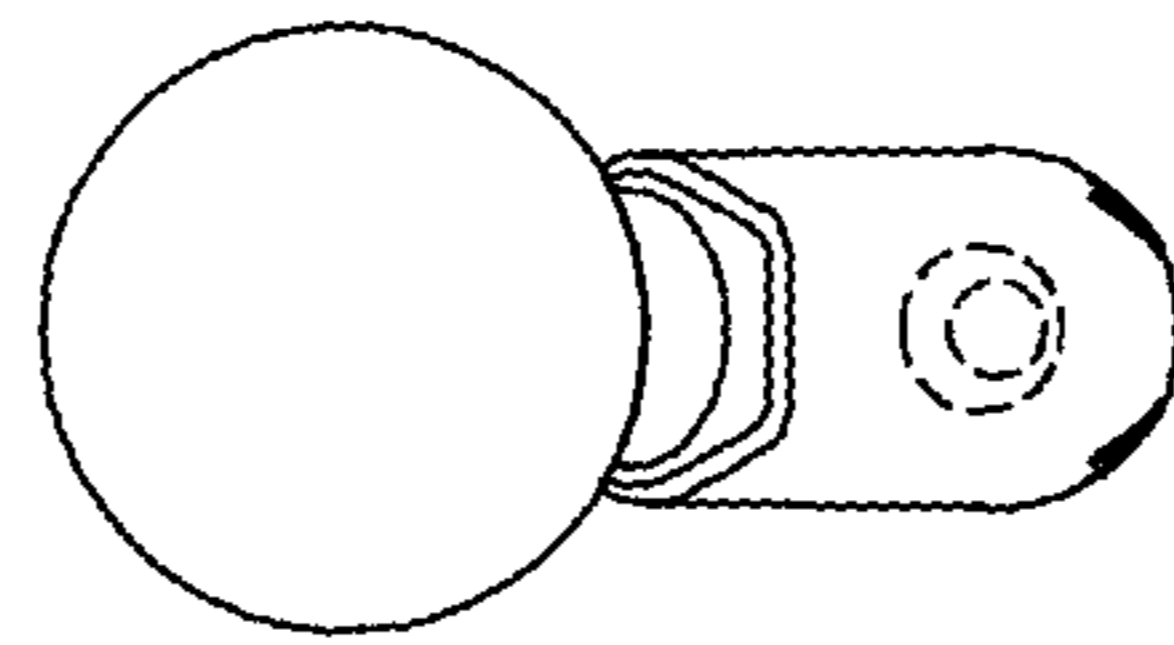


FIG. 6

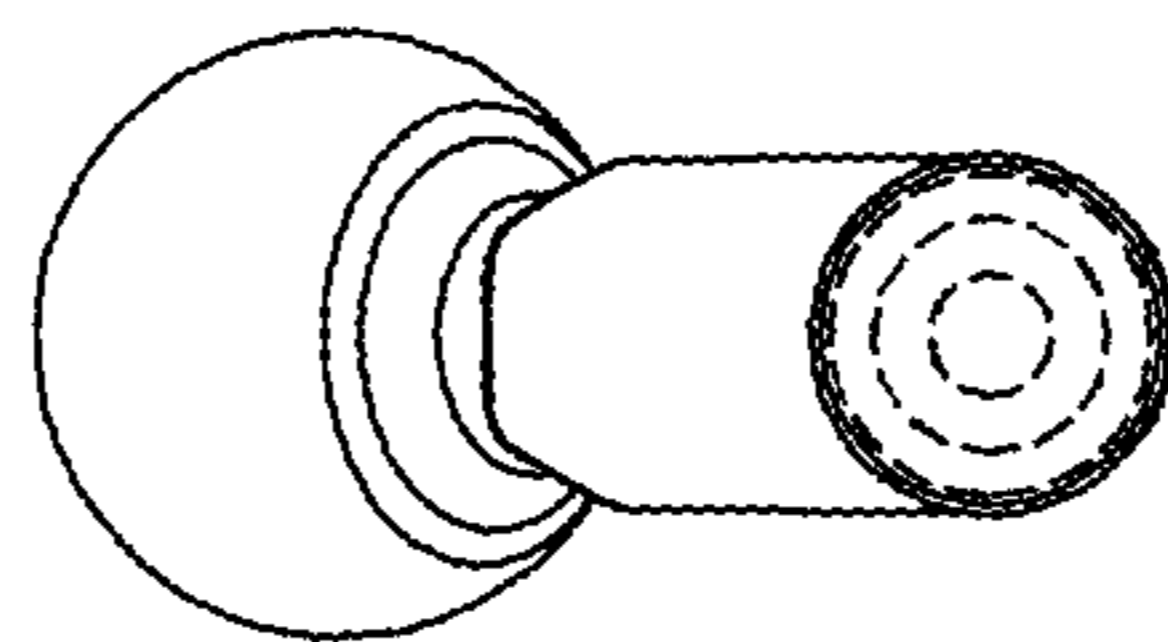


FIG. 7