



US00D878563S

(12) **United States Design Patent** (10) **Patent No.:** **US D878,563 S**
Clawson et al. (45) **Date of Patent:** **** Mar. 17, 2020**

(54) **DRUG DELIVERY IMPLEMENT WITH TRANSLUCENT HOUSING**

(71) Applicant: **MedImmune, LLC**, Gaithersburg, MD (US)
(72) Inventors: **Corbin Zean Clawson**, Germantown, MD (US); **Roger Wongjung Liu**, Potomac, MD (US); **Janardhanan Anand Subramony**, Potomac, MD (US)
(73) Assignee: **MedImmune, LLC.**, Gaithersburg, MD (US)
(**) Term: **15 Years**
(21) Appl. No.: **29/649,943**
(22) Filed: **Jun. 4, 2018**

(56) **References Cited**
U.S. PATENT DOCUMENTS
4,936,833 A * 6/1990 Sams A61M 5/31553 222/391
5,092,842 A * 3/1992 Bechtold A61M 5/20 604/135
D328,643 S * 8/1992 Mitchell D24/114
D335,344 S * 5/1993 Hastings D24/114
D338,957 S * 8/1993 de Faire D24/112
D347,688 S * 6/1994 Adams D24/130
5,498,243 A * 3/1996 Vallelunga A61M 5/3243 604/187
5,509,903 A * 4/1996 Grendahl A61M 5/178 604/187
D378,406 S * 3/1997 Kugler D24/112
D383,205 S * 9/1997 Pagay D24/112
D401,324 S * 11/1998 Hjertman D24/114
D419,671 S * 1/2000 Jansen D24/112
D436,661 S * 1/2001 Berry D24/114

(Continued)

Primary Examiner — Nathan M Johnston
(74) *Attorney, Agent, or Firm* — The H.T. Than Law Group

Related U.S. Application Data

(62) Division of application No. 29/568,663, filed on Jun. 20, 2016, now Pat. No. Des. 821,572.
(51) **LOC (12) Cl.** **24-02**
(52) **U.S. Cl.**
USPC **D24/113**
(58) **Field of Classification Search**
USPC D24/112–114, 133, 186, 104, 127, 130; 606/181, 185; 604/264, 272, 115, 232, 604/187, 158, 164.08, 192, 263, 163, 181, 604/184, 198, 227; D19/115–123, 177, D19/193
CPC A61M 5/24; A61M 5/31551; A61M 5/31585; A61M 2005/2407; A61K 2300/00

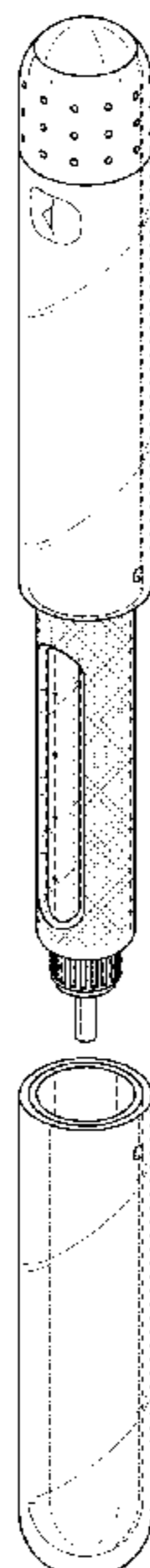
See application file for complete search history.

(57) **CLAIM**
The ornamental design for the drug delivery implement with translucent housing, as shown and described.

DESCRIPTION

FIG. 1 is a perspective view of an ornamental design for a drug delivery implement with translucent housing showing our new design;
FIG. 2 is a front elevation view thereof;
FIG. 3 is a rear elevation view thereof;
FIG. 4 is a left side elevation view thereof;
FIG. 5 is a right side elevation view thereof;
FIG. 6 is a top plan view thereof;
FIG. 7 is a bottom plan view thereof; and,
FIG. 8 is a perspective view of FIG. 1 with a cap separated from the drug delivery implement.

1 Claim, 5 Drawing Sheets



(56)

References Cited

U.S. PATENT DOCUMENTS

| | | | | | | | |
|----------------|---------|-----------------|-------------------------|-------------------|---------|-------------------|-------------------------|
| 6,217,550 B1 * | 4/2001 | Capes | A61M 5/348 604/110 | 2004/0138629 A1 * | 7/2004 | Cipoletti | A61M 5/3275 604/263 |
| 6,217,559 B1 * | 4/2001 | Foster | A61M 5/3243 604/195 | 2004/0225258 A1 * | 11/2004 | Balestracci | A61M 5/3134 604/111 |
| D445,176 S * | 7/2001 | Landers | D24/108 | 2005/0027260 A1 * | 2/2005 | Wang | A61M 5/3272 604/198 |
| D469,178 S * | 1/2003 | Courteix | D24/130 | 2005/0063857 A1 * | 3/2005 | Alheidt | A61M 5/31511 422/28 |
| D494,677 S * | 8/2004 | Garvin | D24/130 | 2005/0215954 A1 * | 9/2005 | Fago | B01F 5/0604 604/187 |
| D495,303 S * | 8/2004 | Coullahan | D13/168 | 2011/0034879 A1 * | 2/2011 | Crow | A61M 5/2033 604/197 |
| D520,139 S * | 5/2006 | Chaggares | D24/186 | 2011/0046559 A1 * | 2/2011 | Lum | A61M 5/3137 604/189 |
| D544,092 S * | 6/2007 | Lewis | D24/108 | 2013/0012919 A1 * | 1/2013 | Becker | A61M 5/315 604/506 |
| D622,685 S * | 8/2010 | Garra | D14/137 | 2014/0025013 A1 * | 1/2014 | Dowds | A61M 5/3129 604/198 |
| 7,976,493 B2 * | 7/2011 | Carter | A61M 5/14244 604/67 | 2014/0276446 A1 * | 9/2014 | Bokelman | A61M 5/3221 604/198 |
| 8,337,468 B1 * | 12/2012 | Reis | A61M 5/3257 604/181 | 2015/0250943 A1 * | 9/2015 | Momose | A61M 5/14276 604/151 |
| 8,512,279 B2 * | 8/2013 | Klein | G01N 21/11 604/93.01 | | | | |
| D714,266 S * | 9/2014 | Okamura | D14/191 | | | | |
| 8,821,440 B2 * | 9/2014 | Sanchez | A61F 9/0017 604/113 | | | | |
| D769,438 S * | 10/2016 | Crosby | D24/110 | | | | |

* cited by examiner

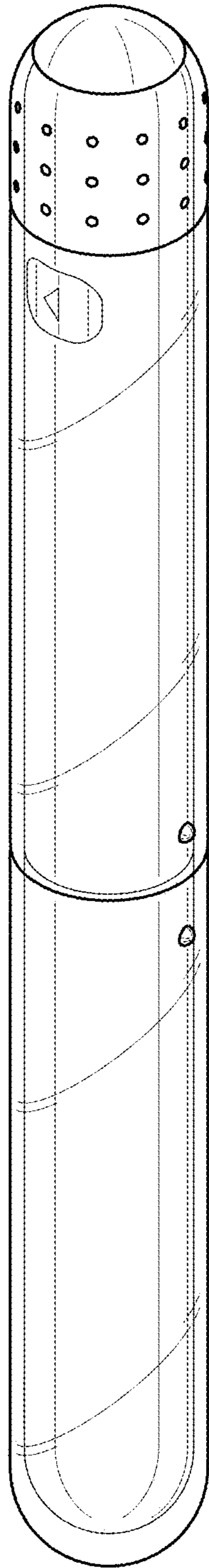


Fig. 1

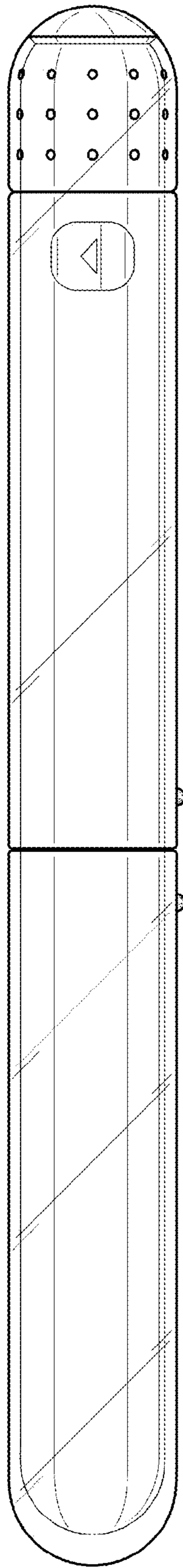


Fig. 2

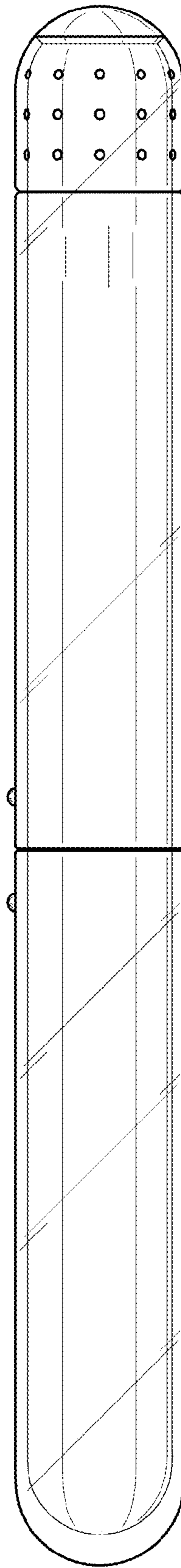


Fig. 3

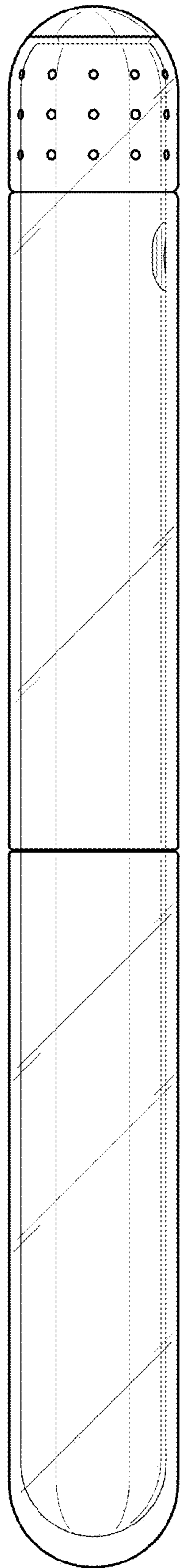


Fig. 4

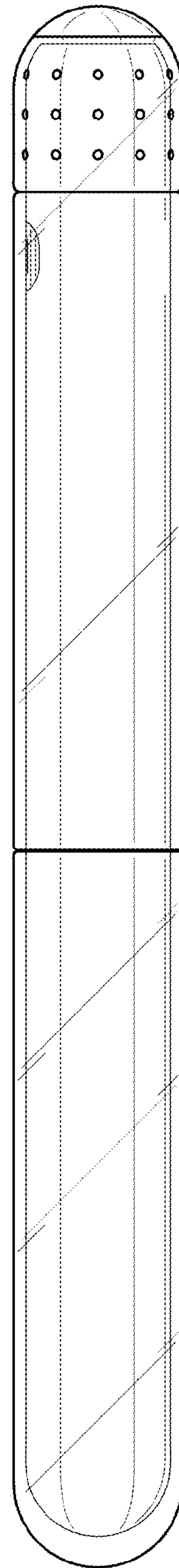


Fig. 5

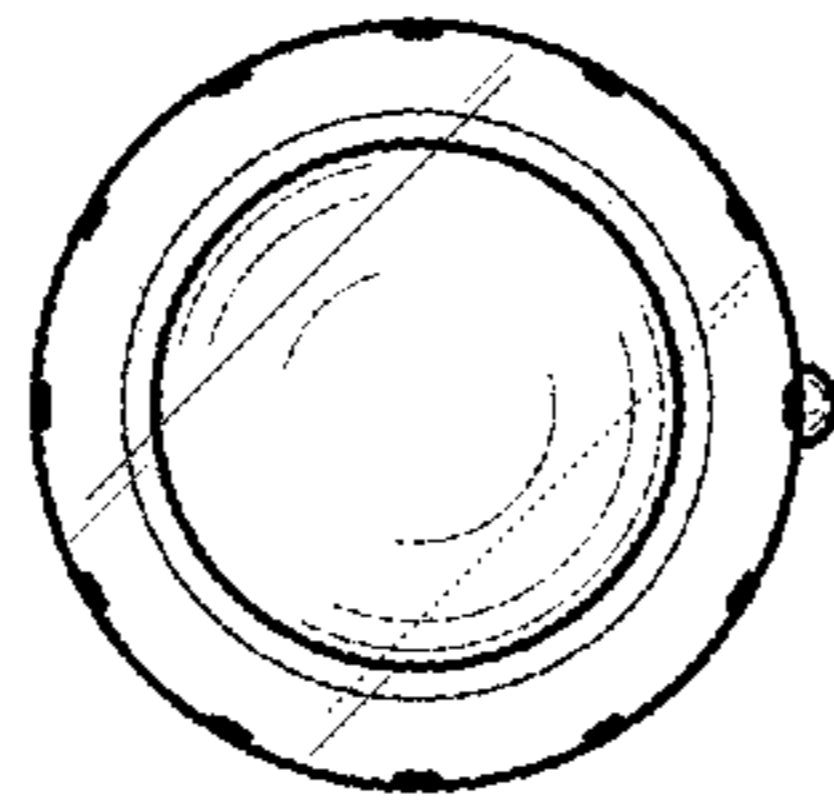


Fig. 6

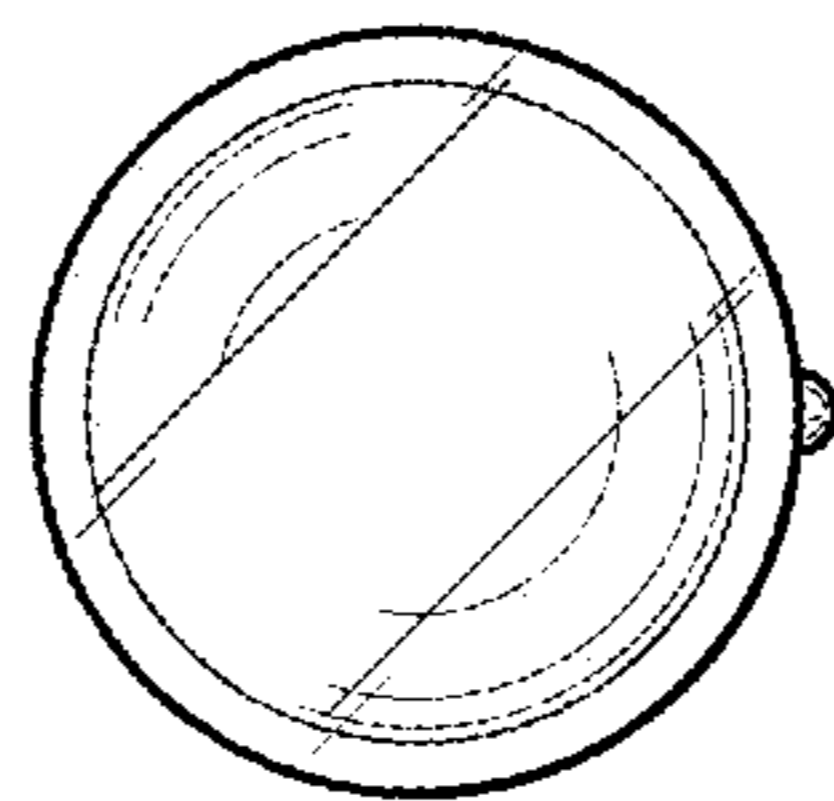


Fig. 7

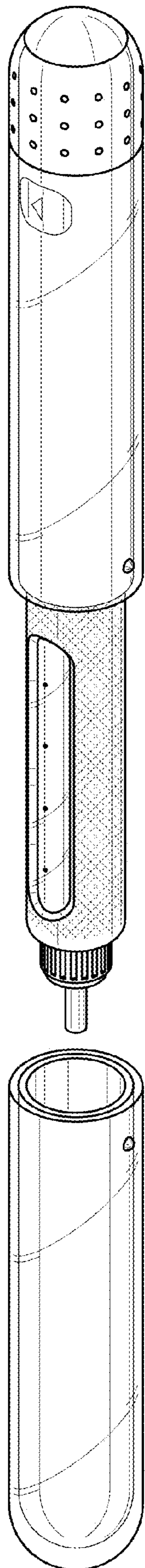


Fig. 8